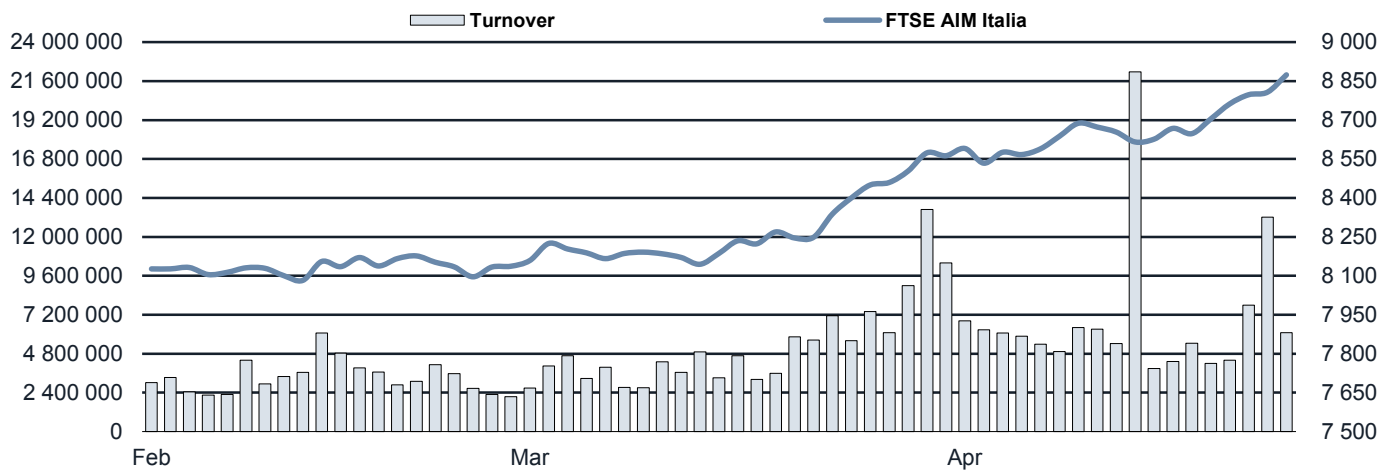




AIM-MAC Statistics

APRIL 2017

SHARE TRADING



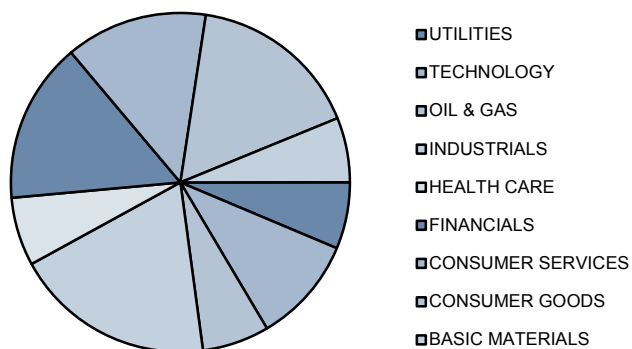
BEST PERFORMANCE IN THE MONTH

Shares	Alphab. code	% price variation	
		31/03/2017	30/12/2016
FOPE	FPE	39.76%	41.69%
SAFE BAG	SB	31.24%	91.56%
SITI - B&T	SITI	31.15%	28.27%
GIGLIO GROUP	GGTV	19.89%	74.15%
NOTORIOUS PICTURES	NPI	18.07%	27.04%

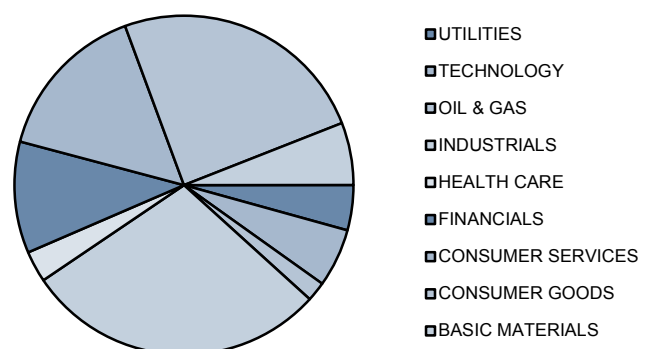
MOST TRADED SHARES IN THE MONTH

Shares	Alphab. code	Turnover €	% on total
ORSERO	ORS	15 948 050	12.75%
ITALIAN WINE BRANDS	IWB	9 063 733	7.25%
BIO ON	ON	7 456 443	5.96%
LUVE	LUVE	7 242 356	5.79%

MARKET CAP. BY INDUSTRY



TURNOVER BY INDUSTRY



NEWS

## MAIN INDICATORS

Shares	Alphab. code	Official Price			Market cap.		Monthly turnover			
		28/04/2017	% price variation		28/04/2017	euro	Trades	Total		
			31/03/2017	30/12/2016				Turnover €	daily average	
							Trades	Turnover €		
1	4AIM SICAF	4AIM	301.000	0.3%	-37.9%	3 762 500	3	12 398	0	689
2	ABITARE IN	ABT	252.000	-1.6%	8.8%	40 469 184	34	174 656	2	9 703
3	AGATOS	AGA	0.344	-4.5%	-15.0%	19 844 047	90	117 556	5	6 531
4	AMBROMOBILIARE	AMB	2.635	-4.4%	-11.6%	6 463 689	158	185 053	9	10 281
5	ASSITECA	ASSI	1.731	-5.7%	-2.6%	56 553 944	50	182 801	3	10 156
6	AXELERO	AXEL	3.884	0.5%	35.4%	52 825 600	732	2 025 684	41	112 538
7	BIDUE	BIO2	4.686	-5.9%	10.2%	52 243 745	113	302 792	6	16 822
8	BIO ON	ON	15.246	-11.1%	3.9%	223 530 925	1385	7 456 443	77	414 247
9	BLUE FINANCIAL COMMUNICATION	BLUE	1.730	0.0%	-12.6%	5 492 750	12	27 415	1	1 523
10	BOMI ITALIA	BOMI	2.276	5.2%	35.5%	34 651 722	285	615 567	16	34 198
11	CALEIDO GROUP	CLG	1.860	2.6%	4.8%	4 649 675	2	5 565	0	309
12	CASTA DIVA GROUP	CDG	2.156	1.7%	-8.9%	23 360 001	99	179 323	6	9 962
13	CDR ADVANCE CAPITAL	CDR	0.830	10.5%	36.4%	9 941 232	66	215 398	4	11 967
14	CLABO	CLA	1.363	12.1%	120.6%	10 773 548	965	1 626 485	54	90 360
15	COVER 50	COV	9.528	7.4%	4.9%	41 921 233	562	2 016 118	31	112 007
16	CRESCITA	CRS	10.147	-0.4%		131 916 744	94	374 156	5	20 786
17	DIGITAL MAGICS	DM	6.059	2.9%	54.7%	39 825 595	554	1 340 384	31	74 466
18	DIGITOUCH	DGT	1.425	-2.6%	22.9%	19 804 054	732	1 078 473	41	59 915
19	DOMINION HOSTING HOLDING	DHH	9.700	2.1%	2.1%	13 774 000	27	78 077	2	4 338
20	ECOSUNTEK	ECK	4.070	-7.5%	8.2%	6 074 377	4	6 836	0	380
21	ELETTRA INVESTIMENTI	ELIN	6.062	6.4%	17.2%	23 253 386	218	590 173	12	32 787
22	ENERGICA MOTOR COMPANY	EMC	3.276	-6.2%	13.6%	41 838 585	525	1 789 985	29	99 444
23	ENERGY LAB	ELAB	0.574	-6.6%	23.0%	6 932 630	197	251 341	11	13 963
24	ENERTRONICA	ENT	3.333	-3.4%	-0.6%	13 898 662	344	655 397	19	36 411
25	EXPERT SYSTEM	EXSY	1.844	2.1%	-2.4%	51 015 114	561	1 484 257	31	82 459
26	FINTEL ENERGIA GROUP	FTL	3.630	-4.7%	-18.2%	92 971 894	16	56 894	1	3 161
27	FIRST CAPITAL	FIC	0.980	5.2%	18.1%	25 035 331	51	243 458	3	13 525
28	FOPE	FPE	4.260	39.8%	41.7%	19 525 710	285	759 850	16	42 214
29	FRENDY ENERGY	FDE	0.271	-15.0%	-2.5%	16 057 574	879	1 082 930	49	60 163
30	GALA	GALA	0.819	-56.8%	-68.2%	13 396 775	2980	3 405 241	166	189 180
31	GAMBERO ROSSO	GAMB	0.550	-7.7%	33.8%	7 943 908	378	637 774	21	35 432
32	GIGLIO GROUP	GGTV	4.996	19.9%	74.1%	74 027 987	1011	4 423 419	56	245 746
33	GIORGIO FEDON	FED	12.830	-4.1%	-0.2%	24 377 000	62	174 976	3	9 721
34	GO INTERNET	GO	1.743	-1.3%	16.9%	18 488 104	781	1 290 864	43	71 715
35	GPI	GPI	11.117	6.9%	7.0%	59 362 558	411	2 564 675	23	142 482
36	GRUPPO GREEN POWER	GGP	4.730	-4.7%	56.1%	14 110 914	30	58 923	2	3 274
37	HEALTH ITALIA	HI	3.758	0.1%		46 493 490	144	346 674	8	19 260
38	H-FARM	FARM	0.810	0.8%	21.2%	72 321 433	240	473 459	13	26 303
39	IMVEST	YIV	0.270	4.5%	-31.1%	12 743 339	103	155 721	6	8 651
40	INDUSTRIAL STARS OF ITALY 2	IN2	11.839	16.5%	20.4%	59 786 341	680	6 615 056	38	367 503
41	INIZIATIVE BRESCIANE	IB	16.500	-1.1%	-11.6%	63 983 700	43	126 797	2	7 044
42	INNOVA ITALY 1	II1	10.168	1.7%	4.3%	101 677 561	380	3 618 268	21	201 015
43	INNOVATEC	INC	0.051	-7.3%	168.7%	7 742 481	1020	969 626	57	53 868
44	ITALIA INDEPENDENT	IIG	4.601	3.7%	-26.5%	24 886 579	175	231 507	10	12 862
45	ITALIAN WINE BRANDS	IWB	9.922	3.0%	13.3%	56 303 281	439	9 063 733	24	503 541
46	KI GROUP	KI	2.935	-2.9%	7.1%	16 404 991	103	157 604	6	8 756
47	LEONE FILM GROUP	LFG	4.358	8.9%	63.2%	61 419 447	122	303 058	7	16 837
48	LUCISANO MEDIA GROUP	LMG	2.035	-4.1%	40.6%	30 280 868	172	261 374	10	14 521
49	LUVE	LUVE	14.321	4.1%	28.7%	289 103 824	843	7 242 356	47	402 353
50	MAILUP	MAIL	1.968	-14.4%	12.4%	22 171 063	372	991 726	21	55 096
51	MASI AGRICOLA	MASI	4.391	-5.0%	0.3%	141 182 986	260	566 201	14	31 456
52	MC-LINK	MCK	5.438	1.5%	6.6%	17 598 592	36	99 006	2	5 500
53	MODELLERIA BRAMBILLA	MBR	3.940	-2.8%	19.2%	14 972 000	66	192 925	4	10 718
54	MONDO TV FRANCE	MTF	0.109	-6.5%	-7.4%	11 483 173	146	236 921	8	13 162
55	MONDO TV SUISSE	MSU	1.081	-5.3%	-15.2%	10 813 349	264	268 574	15	14 921
56	NET INSURANCE	NET	3.488	-1.4%	-20.5%	23 910 813	57	64 550	3	3 586
57	NEUROSOFT	NRST	3.341	8.9%	25.7%	85 469 600	41	475 200	2	26 400
58	NOTORIOUS PICTURES	NPI	1.056	18.1%	27.0%	23 744 035	1150	2 397 570	64	133 198
59	ORSERO	ORS	12.862	14.7%	36.5%	186 404 683	2333	15 948 050	130	886 003
60	PITECO	PITE	5.161	5.6%	19.2%	93 552 297	279	1 085 974	16	60 332
61	PLT ENERGIA	PLTE	2.632	4.4%	8.4%	62 964 748	183	456 463	10	25 359
62	POLIGRAFICI PRINTING	POPR	0.365	-5.8%	44.7%	11 119 008	90	191 444	5	10 636
63	PRIMI SUI MOTORI	PRM	1.809	-3.9%	-3.0%	10 891 198	314	395 998	17	22 000
64	ROSETTI MARINO	YRM	33.300	-2.0%	-4.0%	133 200 000	1	3 330	0	185
65	SAFE BAG	SB	1.848	31.2%	91.6%	24 410 996	1885	3 432 993	105	190 722
66	SITI - B&T	SITI	9.931	31.2%	28.3%	124 132 979	458	20 049 286	25	1 113 849
67	SMRE	SMR	5.623	-15.0%	138.0%	108 228 493	607	2 333 535	34	129 641
68	SOFTEC	YSFT	3.796	-9.7%	77.4%	7 918 668	230	280 045	13	15 558
69	SOLUTIONS CAPITAL MANAGEMENT	SCM	10.520	-1.7%	-6.7%	20 091 938	9	18 938	1	1 052
70	TBS GROUP	TBS	1.850	7.6%	21.9%	78 043 316	113	526 475	6	29 249
71	TECH-VALUE	TV	3.167	-7.2%	-2.6%	9 770 322	50	126 379	3	7 021
72	TELESIA	TLS	8.773	2.2%		15 351 875	215	448 505	12	24 917
73	TPS	TPS	5.251	-10.1%		30 974 602	924	3 053 353	51	169 631
74	TRIBOO	TB	3.442	3.1%	27.4%	98 912 307	1128	3 054 937	63	169 719
75	VETRYA	VTY	6.320	-6.7%	23.3%	35 884 739	279	649 923	16	36 107
76	VISIBILIA EDITORE	VE	0.094	-5.2%	30.3%	2 284 493	43	32 668	2	1 815
77	WM CAPITAL	WMC	0.231	-0.3%	-3.6%	2 628 799	234	279 069	13	15 504
78	ZEPHYRO	ESCO	6.843	-8.7%	-6.3%	65 085 947	152	381 829	8	21 213
<b>Total</b>						<b>3 616 459 050</b>	<b>31 079</b>	<b>125 098 431</b>	<b>1 727</b>	<b>6 949 913</b>

(\*) Suspended shares are excluded.

**Additional Information:**

AIM Italia is the Borsa Italiana market dedicated to the Italian small and medium-sized enterprises with high growth potential. AIM Italia leverages on the knowhow obtained in the UK in over 15 years of experience on AIM and is characterized by its balanced regulatory approach in order to meet both companies' and investors' needs. AIM Italia is supported by a dedicated community of advisers. Specifically the Nominated Advisers play a central role assisting the companies during the admission phase and throughout their time on the market.

This publication uses only electronic trading data; trades that are reported to Borsa Italiana under its rules but executed away from its electronic order books are not included.

This document contains text, data, graphics, photographs, illustrations, artwork, names, logos, trade marks, service marks and information ("Information") connected with Borsa Italiana S.p.A. ("Borsa Italiana"). All reasonable efforts have been made to ensure that the Information in this document was correct at the time of publication. However, Borsa Italiana Spa accepts no liability for decisions taken, or systems-related or other work carried out by any party based on this document. The publication of this document does not represent solicitation, by Borsa Italiana, of public saving and is not to be considered as a recommendation by Borsa Italiana as to the suitability of the investment, if any, herein described.  
© April 2017 Borsa Italiana S.p.A.. All rights reserved.

Markets Analysis  
Piazza degli Affari, 6 - 20123 Milano  
T +39 02 724261 | Fax +39 02 8646.4323  
e-mail: [markets\\_analysis@borsaitaliana.it](mailto:markets_analysis@borsaitaliana.it)  
[www.borsaitaliana.it](http://www.borsaitaliana.it)



**London**  
Stock Exchange Group

