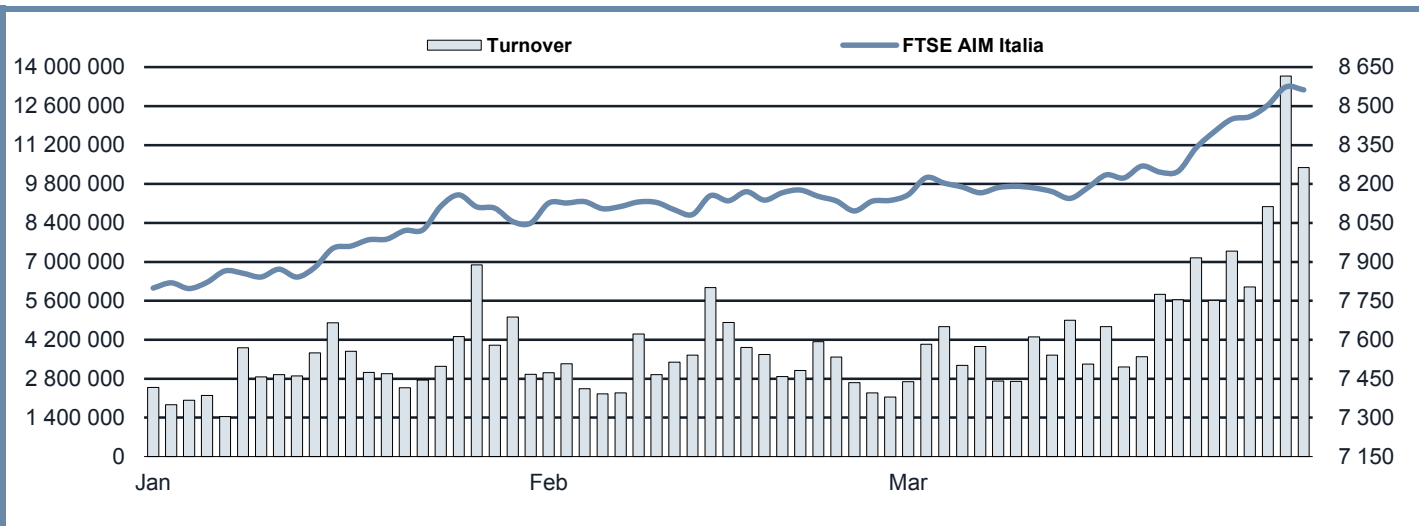




AIM-MAC Statistics

MARCH 2017

SHARE TRADING



BEST PERFORMANCE IN THE MONTH

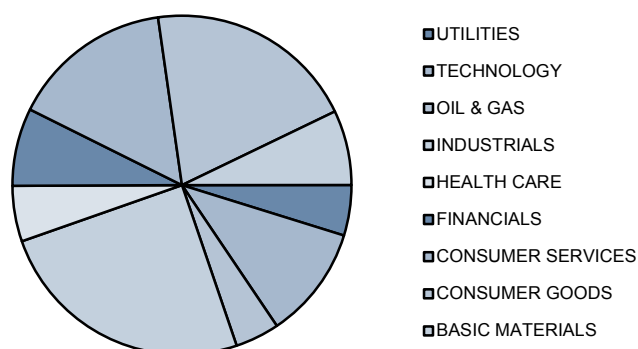
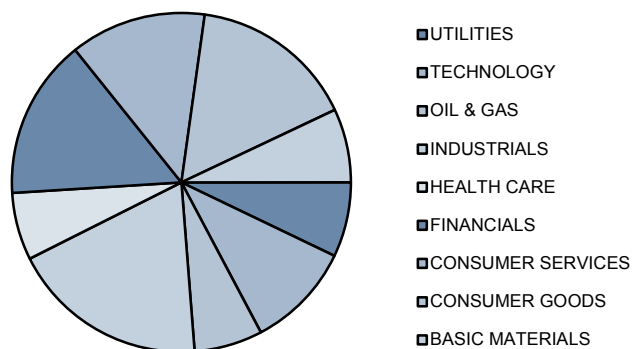
MOST TRADED SHARES IN THE MONTH

Shares	Alphab. code	% price variation	
		28/02/2017	30/12/2016
GRUPPO GREEN POWER	GGP	62.70%	63.78%
CLABO	CLA	49.70%	96.77%
DIGITAL MAGICS	DM	40.92%	50.32%
MAILUP	MAIL	37.81%	31.35%
SMRE	SMR	30.56%	180.07%

Shares	Alphab. code	Turnover €	% on total
SMRE	SMR	10 035 370	8.19%
LUVE	LUVE	8 832 821	7.21%
BIO ON	ON	8 745 808	7.14%
ITALIAN WINE BRANDS	IWB	6 315 694	5.15%

MARKET CAP. BY INDUSTRY

TURNOVER BY INDUSTRY



NEWS

## MAIN INDICATORS

Shares	Alphab. code	Official			Market cap. 31/03/2017 euro	Monthly turnover				
		Price 31/03/2017	% price variation 28/02/2017 30/12/2016			Total	daily average			
					Trades	Turnover €	Trades	Turnover €		
1	4AIM SICAF	4AIM	300.000	2.7%	-38.1%	3 750 000	10	15 523	0	675
2	ABITARE IN	ABT	256.000	3.4%	10.5%	40 706 560	157	769 632	7	33 462
3	AGATOS	AGA	0.360	-7.7%	-11.1%	20 773 252	92	97 909	4	4 257
4	AMBROMOBILIARE	AMB	2.756	-1.0%	-7.5%	6 760 870	131	267 164	6	11 616
5	ASSITECA	ASSI	1.836	9.4%	3.3%	59 992 360	38	80 879	2	3 516
6	AXELERO	AXEL	3.866	-2.7%	34.7%	52 574 052	1245	3 189 369	54	138 668
7	BIODUE	BIO2	4.982	10.7%	17.1%	55 547 802	253	773 731	11	33 640
8	BIO ON	ON	17.147	-2.5%	16.8%	251 394 746	1543	8 745 808	67	380 253
9	BLUE FINANCIAL COMMUNICATION	BLUE	1.730	-6.5%	-12.6%	5 492 750	7	11 844	0	515
10	BOMI ITALIA	BOMI	2.163	27.1%	28.8%	32 940 096	1086	2 304 831	47	100 210
11	CALEIDO GROUP	CLG	1.812	7.1%	2.1%	4 530 754	4	8 915	0	388
12	CASTA DIVA GROUP	CDG	2.119	10.7%	-10.5%	22 192 673	145	255 544	6	11 111
13	CDR ADVANCE CAPITAL	CDR	0.751	11.5%	23.4%	8 995 018	65	178 486	3	7 760
14	CLABO	CLA	1.216	49.7%	96.8%	9 611 537	1266	2 036 969	55	88 564
15	COVER 50	COV	8.871	-0.9%	-2.3%	39 031 143	177	554 691	8	24 117
16	CRESCITA	CRS	10.184			132 392 000	80	386 848	6	29 758
17	DIGITAL MAGICS	DM	5.887	40.9%	50.3%	38 692 947	1642	4 265 504	71	185 457
18	DIGITOUCH	DGT	1.464	8.4%	26.2%	20 339 891	1332	2 491 639	58	108 332
19	DOMINION HOSTING HOLDING	DHH	9.500	4.4%	0.0%	13 490 000	2	5 547	0	241
20	ECOSUNTEK	ECK	4.402	1.1%	17.1%	6 570 093	38	48 758	2	2 120
21	ELETTRA INVESTIMENTI	ELIN	5.698	12.5%	10.2%	21 855 275	154	403 356	7	17 537
22	ENERGICA MOTOR COMPANY	EMC	3.491	15.1%	21.0%	40 691 728	966	2 948 211	42	128 183
23	ENERGY LAB	ELAB	0.615	6.2%	31.7%	7 423 024	159	245 599	7	10 678
24	ENERTRONICA	ENT	3.450	3.8%	2.9%	14 390 406	710	1 423 889	31	61 908
25	EXPERT SYSTEM	EXSY	1.805	2.9%	-4.5%	49 948 819	892	2 490 345	39	108 276
26	FINTEL ENERGIA GROUP	FTL	3.807	-9.4%	-14.2%	97 513 772	84	333 391	4	14 495
27	FIRST CAPITAL	FIC	0.932	9.4%	12.3%	23 809 111	43	278 529	2	12 110
28	FOPE	FPE	3.048	-0.1%	1.4%	13 970 508	82	225 058	4	9 785
29	FRENDY ENERGY	FDE	0.318	26.4%	14.7%	18 888 792	1927	2 784 460	84	121 063
30	GALA	GALA	1.896	-18.4%	-26.4%	31 029 632	980	1 732 078	43	75 308
31	GAMBERO ROSSO	GAMB	0.596	25.2%	45.0%	8 610 602	256	460 526	11	20 023
32	GIGLIO GROUP	GGTV	4.167	10.0%	45.3%	61 744 864	929	4 157 054	40	180 741
33	GIORGIO FEDON	FED	13.375	17.5%	4.1%	25 412 500	223	789 136	10	34 310
34	GO INTERNET	GO	1.766	7.8%	18.4%	18 725 105	1265	2 358 539	55	102 545
35	GPI	GPI	10.398	6.1%	0.1%	55 523 155	377	4 450 069	16	193 481
36	GRUPPO GREEN POWER	GGP	4.963	62.7%	63.8%	14 804 527	288	467 320	13	20 318
37	HEALTH ITALIA	HI	3.753	6.8%		46 426 612	446	1 061 273	19	46 142
38	H-FARM	FARM	0.804	7.5%	20.3%	71 762 258	770	1 479 793	33	64 339
39	IMVEST	YIV	0.259	-2.5%	-34.0%	11 034 872	364	464 175	16	20 182
40	INDUSTRIAL STARS OF ITALY 2	IN2	10.161	1.6%	3.3%	51 311 367	144	1 285 678	6	55 899
41	INIZIATIVE BRESCIANE	IB	16.680	-6.0%	-10.6%	64 681 704	146	531 227	6	23 097
42	INNOVA ITALY 1	II1	10.000	-1.7%	2.6%	100 000 000	33	146 954	1	6 389
43	INNOVATEC	INC	0.055	-19.0%	189.8%	8 349 305	2353	2 669 004	102	116 044
44	ITALIA INDEPENDENT	IIG	4.436	-3.0%	-29.2%	23 994 100	453	677 733	20	29 467
45	ITALIAN WINE BRANDS	IWB	9.637	7.1%	10.0%	54 683 692	677	6 315 694	29	274 595
46	KI GROUP	KI	3.024	9.7%	10.4%	16 900 362	149	256 733	6	11 162
47	LEONE FILM GROUP	LFG	4.000	-1.1%	49.8%	56 376 038	259	696 174	11	30 268
48	LUCISANO MEDIA GROUP	LMG	2.123	28.0%	46.7%	31 588 134	435	674 470	19	29 325
49	LUVÉ	LUVÉ	13.760	19.3%	23.6%	272 953 198	1233	8 832 821	54	384 036
50	MAILUP	MAIL	2.299	37.8%	31.3%	25 897 503	499	1 482 364	22	64 451
51	MASI AGRICOLA	MASI	4.620	4.4%	5.6%	148 550 055	687	2 086 417	30	90 714
52	MC-LINK	MCK	5.355	1.0%	5.0%	17 329 985	16	46 280	1	2 012
53	MODELLERIA BRAMBILLA	MBR	4.055	23.8%	22.6%	15 409 760	414	1 311 883	18	57 038
54	MONDO TV FRANCE	MTF	0.116	9.8%	-1.0%	12 282 260	452	886 846	20	38 559
55	MONDO TV SUISSE	MSU	1.142	4.9%	-10.4%	11 418 636	489	571 626	21	24 853
56	NET INSURANCE	NET	3.537	-2.6%	-19.4%	24 245 756	233	259 334	10	11 275
57	NEUROSOFT	NRST	3.067	-0.4%	15.4%	78 459 422	59	584 822	3	25 427
58	NOTORIOUS PICTURES	NPI	0.894	4.8%	7.6%	20 109 512	809	1 162 626	35	50 549
59	ORSERO	ORS	11.217	4.2%	19.0%	159 168 765	1030	10 036 758	45	436 381
60	PITECO	PIE	4.888	9.8%	12.9%	88 602 278	154	650 546	7	28 285
61	PLT ENERGIA	PLTE	2.521	-1.7%	3.8%	60 299 393	272	785 758	12	34 163
62	POLIGRAFICI PRINTING	POPR	0.387	19.0%	53.6%	11 799 971	114	303 629	5	13 201
63	PRIMI SUI MOTORI	PRM	1.882	11.0%	1.0%	11 334 940	1422	2 244 912	62	97 605
64	ROSETTI MARINO	YRM	33.980	0.0%	-2.0%	135 920 000	0	0	0	0
65	SAFE BAG	SB	1.408	22.9%	46.0%	18 600 941	428	728 321	19	31 666
66	SITI - B&T	SITI	7.572	14.2%	-2.2%	94 647 837	297	1 048 701	13	45 596
67	SMRE	SMR	6.618	30.6%	180.1%	127 381 783	2397	10 035 370	104	436 320
68	SOFTÉC	YSFT	4.202	21.1%	96.4%	8 767 328	860	1 299 551	37	56 502
69	SOLUTIONS CAPITAL MANAGEMENT	SCM	10.700	4.7%	-5.1%	20 435 716	15	34 354	1	1 494
70	TBS GROUP	TBS	1.720	8.9%	13.3%	72 559 191	49	210 982	2	9 173
71	TECH-VALUE	TV	3.411	9.1%	5.0%	10 523 370	59	145 379	3	6 321
72	TELESIA	TLS	8.582	-14.7%		15 018 565	364	677 583	16	29 460
73	TPS	TPS	5.841			34 451 358	916	3 672 449	229	918 112
74	TRIBOO	TB	3.339	11.7%	23.6%	95 967 010	772	2 117 689	34	92 073
75	VETRYA	VTY	6.771	13.9%	32.1%	38 445 080	702	1 881 157	31	81 789
76	VISIBILIA EDITORE	VE	0.099	-1.2%	37.5%	2 410 383	66	75 959	3	3 303
77	VITA SOCIETA EDITORIALE	VITA		-100.0%	-100.0%		130	120 411	10	9 262
78	WM CAPITAL	WMC	0.232	13.5%	-3.4%	2 636 634	192	266 592	8	11 591
79	ZEPHYRO	ESCO	7.495	4.7%	2.6%	71 283 227	270	691 768	12	30 077
<b>Total</b>					<b>3 574 138 662</b>	<b>40 277</b>	<b>122 548 938</b>	<b>1 751</b>	<b>5 328 215</b>	

(\*) Suspended shares are excluded.

**Additional Information:**

AIM Italia is the Borsa Italiana market dedicated to the Italian small and medium-sized enterprises with high growth potential. AIM Italia leverages on the knowhow obtained in the UK in over 15 years of experience on AIM and is characterized by its balanced regulatory approach in order to meet both companies' and investors' needs. AIM Italia is supported by a dedicated community of advisers. Specifically the Nominated Advisers play a central role assisting the companies during the admission phase and throughout their time on the market.

This publication uses only electronic trading data; trades that are reported to Borsa Italiana under its rules but executed away from its electronic order books are not included.

This document contains text, data, graphics, photographs, illustrations, artwork, names, logos, trade marks, service marks and information ("Information") connected with Borsa Italiana S.p.A. ("Borsa Italiana"). All reasonable efforts have been made to ensure that the Information in this document was correct at the time of publication. However, Borsa Italiana Spa accepts no liability for decisions taken, or systems-related or other work carried out by any party based on this document. The publication of this document does not represent solicitation, by Borsa Italiana, of public saving and is not to be considered as a recommendation by Borsa Italiana as to the suitability of the investment, if any, herein described.  
© March 2017 Borsa Italiana S.p.A.. All rights reserved.

Markets Analysis  
Piazza degli Affari, 6 - 20123 Milano  
T +39 02 724261 | Fax +39 02 8646.4323  
e-mail: [markets\\_analysis@borsaitaliana.it](mailto:markets_analysis@borsaitaliana.it)  
[www.borsaitaliana.it](http://www.borsaitaliana.it)



**London**  
Stock Exchange Group

