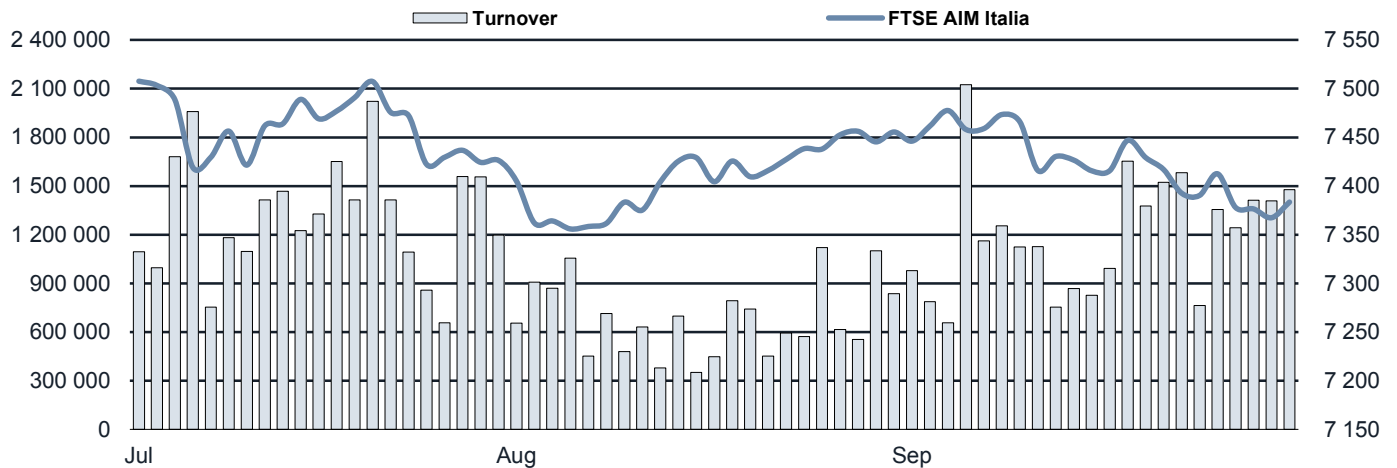




AIM-MAC Statistics

SEPTEMBER 2016

SHARE TRADING



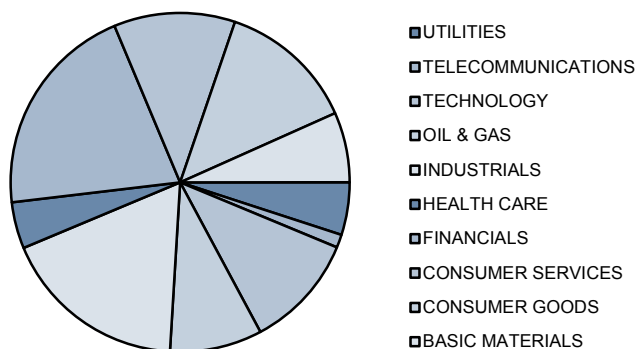
BEST PERFORMANCE IN THE MONTH

Shares	Alphab. code	% price variation	
		31/08/2016	30/12/2015
LEONE FILM GROUP	LFG	29.76%	4.49%
PRIMI SUI MOTORI	PRM	22.77%	-65.58%
VISIBILIA EDITORE	VE	18.78%	-71.73%
SAFE BAG	SB	17.50%	21.40%
VITA SOCIETA EDITORIALE	VITA	12.82%	-18.62%

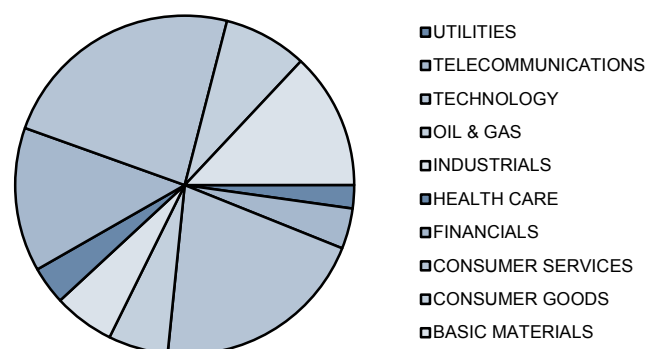
MOST TRADED SHARES IN THE MONTH

Shares	Alphab. code	Turnover €	% on total
BIO ON	ON	3 443 930	13.02%
IMVEST	YIV	1 211 018	4.58%
EXPERT SYSTEM	EXSY	1 104 028	4.17%
LEONE FILM GROUP	LFG	1 059 815	4.01%
PRIMI SUI MOTORI	PRM	1 050 865	3.97%

MARKET CAP. BY INDUSTRY



TURNOVER BY INDUSTRY



NEWS

MAIN INDICATORS

Shares	Alphab. code	Official	% price variation		Market cap. 30/09/2016 euro	Monthly turnover				
		Price 30/09/2016	31/08/2016	30/12/2015		Total	daily average			
						Trades	Turnover €	Trades	Turnover €	
1	4AIM SICAF	4AIM	495.750	7.1%		5 949 000	29	378 106	1	17 187
2	ABITARE IN	ABT	180.700	5.2%		26 069 228	9	133 249	0	6 057
3	AMBROMOBILIARE	AMB	2.350	-9.4%	-54.9%	5 560 558	78	166 738	4	7 579
4	ASSITECA	ASSI	1.318	8.6%	-21.5%	43 063 479	33	70 593	2	3 209
5	AXELERO	AXEL	2.008	-1.1%	-58.7%	27 308 331	245	399 553	11	18 161
6	BIDUE	BIO2	4.293	12.4%	-23.8%	47 862 228	291	796 209	13	36 191
7	BIO ON	ON	11.583	-2.4%	-23.5%	169 813 963	917	3 443 930	42	156 542
8	BLUE FINANCIAL COMMUNICATION	BLUE	2.020	3.1%	3.2%	6 413 500	20	236 612	1	10 755
9	BOMI ITALIA	BOMI	1.751	-0.5%	-30.6%	26 670 143	44	133 638	2	6 074
10	BRIDGE MANAGEMENT	BM	2.950	-2.6%	-59.4%	1 886 678	1	525	0	24
11	CALEIDO GROUP	CLG	1.810	0.0%	-18.8%	4 524 683	0	0	0	0
12	CAPITAL FOR PROGRESS 1	CFP	10.000	0.6%	1.5%	51 100 000	25	105 232	1	5 011
13	CASTA DIVA GROUP	CDG	2.517	-3.7%	-15.0%	26 360 345	29	62 652	1	2 848
14	CDR ADVANCE CAPITAL	CDR	0.650	0.5%	-5.2%	7 785 302	1	13 650	0	620
15	CLABO	CLA	0.831	-12.4%	-35.6%	6 569 723	315	480 534	14	21 842
16	COVER 50	COV	9.425	1.3%	-44.6%	41 470 000	67	116 829	3	5 310
17	DIGITAL MAGICS	DM	3.468	-9.8%	-39.7%	17 097 076	64	127 310	3	5 787
18	DIGITOUCH	DGT	1.190	-14.3%	-48.6%	16 539 205	384	713 797	17	32 445
19	DOMINION HOSTING HOLDING	DHH	8.950	-8.6%		12 709 000	14	71 099	1	3 232
20	ECOSUNTEK	ECK	4.250	-10.3%	-38.4%	6 343 023	9	7 252	0	330
21	ELETTRA INVESTIMENTI	ELIN	3.780	5.4%	-12.6%	14 023 800	52	78 501	2	3 568
22	ENERGICA MOTOR COMPANY	EMC	2.479	-19.6%		28 891 468	99	203 252	5	9 239
23	ENERGY LAB	ELAB	1.029	-18.8%	-39.6%	12 422 179	39	70 655	2	3 212
24	ENERTRONICA	ENT	3.644	-27.0%	-4.1%	12 608 876	219	445 703	10	20 259
25	EXPERT SYSTEM	EXSY	1.872	3.8%	-9.9%	51 794 489	298	1 104 028	14	50 183
26	FINTEL ENERGIA GROUP	FTL	3.450	-2.8%	-21.4%	88 361 717	2	6 174	0	281
27	FIRST CAPITAL	FIC	0.800	-2.9%	-5.6%	20 437 005	17	51 601	1	2 345
28	FRENDY ENERGY	FDE	0.376	-7.1%	-34.0%	18 456 348	150	133 388	7	6 063
29	GALA	GALA	1.542	6.2%	-58.7%	25 232 529	244	240 535	11	10 933
30	GAMBERO ROSSO	GAMB	0.399	-13.2%	-63.4%	5 767 374	74	105 567	3	4 798
31	GIGLIO GROUP	GGTV	1.975	-3.0%	-14.1%	29 263 349	333	765 108	15	34 778
32	GIORGIO FEDON	FED	12.980	-1.4%	-31.7%	24 662 000	16	41 848	1	1 902
33	GLENALTA FOOD	GLF	9.891	2.5%	-0.3%	79 127 273	32	223 120	1	10 142
34	GO INTERNET	GO	1.640	-12.8%	-37.3%	9 827 385	697	1 030 497	32	46 841
35	GRUPPO GREEN POWER	GGP	3.230	-4.3%	-35.0%	9 635 994	10	9 877	0	449
36	H-FARM	FARM	0.726	-3.5%	-27.3%	64 811 748	44	122 441	2	5 565
37	IMVEST	YIV	0.565	-15.0%	84.3%	24 083 837	397	1 211 018	18	55 046
38	INDUSTRIAL STARS OF ITALY 2	IN2	9.745	1.5%		49 212 250	4	27 125	0	1 233
39	INIZIATIVE BRESCIANE	IB	17.985	-1.9%	-8.2%	69 743 374	20	133 688	1	6 077
40	INNOVATEC	INC	0.336	5.0%	-71.7%	2 982 240	390	169 171	18	7 690
41	ITALIA INDEPENDENT	IIG	4.456	-12.8%	-83.0%	9 848 211	342	371 933	16	16 906
42	ITALIAN WINE BRANDS	IWB	9.332	2.5%	-7.4%	52 950 753	110	285 182	5	12 963
43	KI GROUP	KI	2.700	-1.1%	2.2%	15 089 760	125	182 940	6	8 315
44	LEONE FILM GROUP	LFG	2.790	29.8%	4.5%	39 318 859	576	1 059 815	26	48 173
45	LUCISANO MEDIA GROUP	LMG	1.102	-9.2%	-41.7%	16 389 429	175	250 026	8	11 365
46	LUVE	LUVE	9.030	-3.6%	-10.4%	175 652 724	111	506 560	5	23 025
47	MAILUP	MAIL	1.712	-6.4%	-26.1%	19 288 530	36	72 261	2	3 285
48	MASI AGRICOLA	MASI	4.155	-1.1%	-4.0%	133 575 287	225	770 869	10	35 039
49	MC-LINK	MCK	4.978	-1.4%	-15.6%	16 109 209	6	13 912	0	632
50	METHORIOS CAPITAL	MTH	0.026	-36.3%	-89.6%	3 476 066	989	721 949	45	32 816
51	MOBYT	MBY	2.476	0.9%	23.2%	31 618 099	49	1 022 282	2	46 467
52	MODELLERIA BRAMBILLA	MBR	3.779	1.3%	-20.4%	14 358 933	19	48 533	1	2 206
53	MONDO TV FRANCE	MTF	0.124	-1.8%	-30.6%	13 151 171	107	207 372	5	9 426
54	MONDO TV SUISSE	MSU	1.290	-6.0%	-41.7%	12 900 822	317	348 430	14	15 838
55	MP7 ITALIA	M7IT	1.180	0.0%	-45.6%	6 607 528	0	0	0	0
56	NET INSURANCE	NET	7.040	-12.0%	-60.7%	48 261 509	12	16 568	1	753
57	NEUROSOFT	NRST	1.555	-7.2%	5.8%	39 784 044	17	575 351	1	26 152
58	NOTORIOUS PICTURES	NPI	0.811	-16.4%	-60.7%	18 247 272	234	351 754	11	15 989
59	PITECO	PITE	4.110	3.8%	7.2%	74 486 742	144	582 811	7	26 491
60	PLT ENERGIA	PLTE	2.113	2.3%	19.2%	50 533 267	320	808 126	15	36 733
61	POLIGRAFICI PRINTING	POPR	0.283	-9.9%	1.1%	8 628 048	51	128 524	2	5 842
62	PRIMI SUI MOTORI	PRM	1.163	22.8%	-65.6%	4 980 101	1029	1 050 865	47	47 767
63	ROSETTI MARINO	YRM	34.670	-2.3%	-0.4%	138 680 000	1	3 467	0	158
64	SAFE BAG	SB	0.992	17.5%	21.4%	13 102 425	543	676 159	25	30 734
65	SITI - B&T	SITI	8.002	-1.5%		100 023 148	39	120 311	2	5 469
66	SMRE	SMR	2.300	-0.5%		44 272 470	15	27 843	1	1 266
67	SOFTEC	YSFT	2.040	-9.3%	-67.7%	4 256 052	11	14 095	1	641
68	SOLUTIONS CAPITAL MANAGEMENT	SCM	10.300	-3.0%		19 671 764	4	9 908	0	450
69	TBS GROUP	TBS	1.536	-1.5%	2.1%	64 797 045	56	161 381	3	7 335
70	TECH-VALUE	TV	3.127	0.6%	4.9%	9 646 920	18	51 872	1	2 358
71	TRIBOO MEDIA	TBM	2.477	-0.6%	-6.5%	39 457 792	477	915 355	22	41 607
72	VETRYA	VTY	6.089	-1.0%		34 320 157	241	864 436	11	39 293
73	VISIBILIA EDITORE	VE	0.102	18.8%	-71.7%	1 815 040	303	182 726	14	8 306
74	VITA SOCIETA EDITORIALE	VITA	0.072	12.8%	-18.6%	1 125 697	313	393 719	14	17 896
75	WM CAPITAL	WMC	0.162	-11.1%	-81.6%	1 839 818	5	3 353	0	152
76	ZEPHYRO	ESCO	7.553	-0.6%	-18.2%	71 832 915	7	21 458	0	975
Total					2 542 538 305	12 739	26 452 945	579	1 202 407	

(*) Suspended shares are excluded.

Additional Information:

AIM Italia is the Borsa Italiana market dedicated to the Italian small and medium-sized enterprises with high growth potential. AIM Italia leverages on the knowhow obtained in the UK in over 15 years of experience on AIM and is characterized by its balanced regulatory approach in order to meet both companies' and investors' needs. AIM Italia is supported by a dedicated community of advisers. Specifically the Nominated Advisers play a central role assisting the companies during the admission phase and throughout their time on the market.

This publication uses only electronic trading data; trades that are reported to Borsa Italiana under its rules but executed away from its electronic order books are not included.

This document contains text, data, graphics, photographs, illustrations, artwork, names, logos, trade marks, service marks and information ("Information") connected with Borsa Italiana S.p.A. ("Borsa Italiana"). All reasonable efforts have been made to ensure that the Information in this document was correct at the time of publication. However, Borsa Italiana Spa accepts no liability for decisions taken, or systems-related or other work carried out by any party based on this document. The publication of this document does not represent solicitation, by Borsa Italiana, of public saving and is not to be considered as a recommendation by Borsa Italiana as to the suitability of the investment, if any, herein described.
© September 2016 Borsa Italiana S.p.A.. All rights reserved.

Markets Analysis
Piazza degli Affari, 6 - 20123 Milano
T +39 02 724261 | Fax +39 02 8646.4323
e-mail: markets_analysis@borsaitaliana.it
www.borsaitaliana.it



London
Stock Exchange Group

