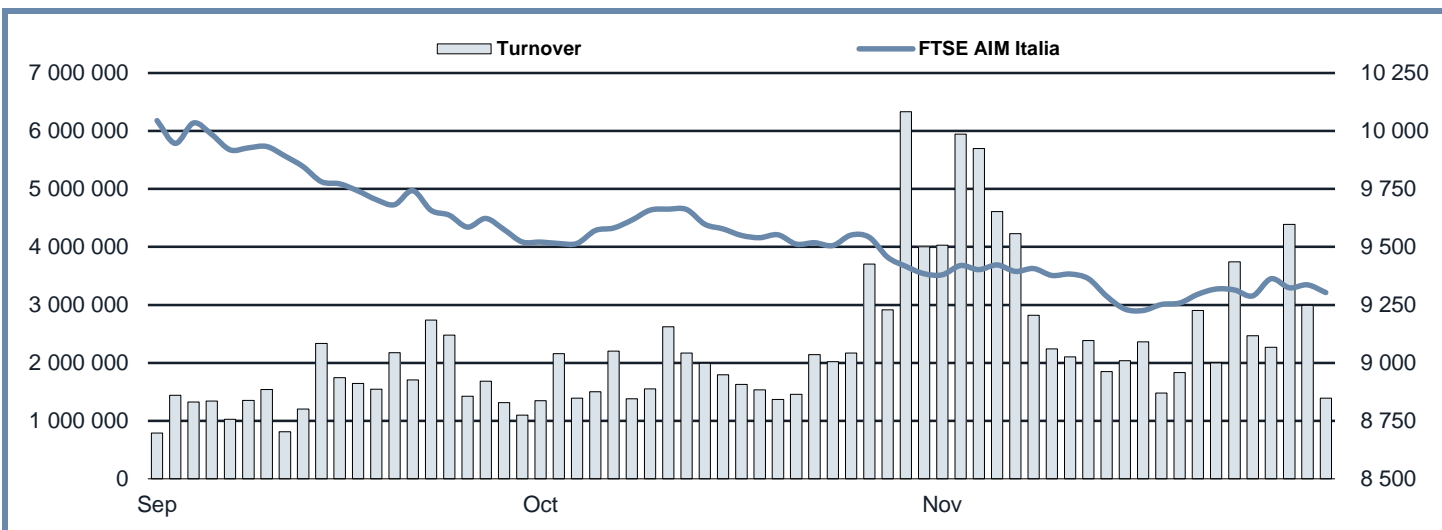




AIM Italia-MAC Statistics

NOVEMBER 2015

SHARE TRADING



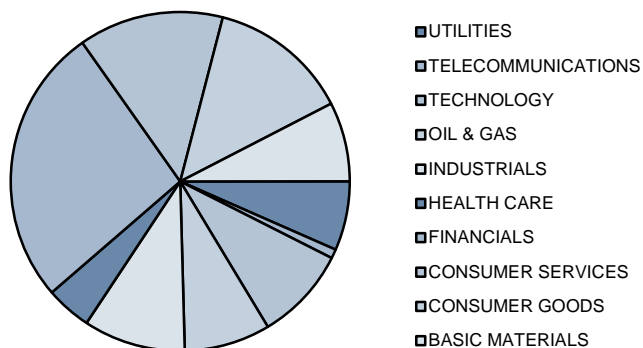
BEST PERFORMANCE IN THE MONTH

Shares	Alphab. code	% price variation	
		30/10/2015	30/12/2014
1 EXPERT SYSTEM	EXSY	13.17%	11.45%
2 BIODUE	BIO2	11.38%	
3 DIGITOUCH	DGT	9.98%	
4 INIZIATIVE BRESCIANE	IB	8.05%	-12.20%
5 SOFT STRATEGY	YSF	5.88%	-20.52%

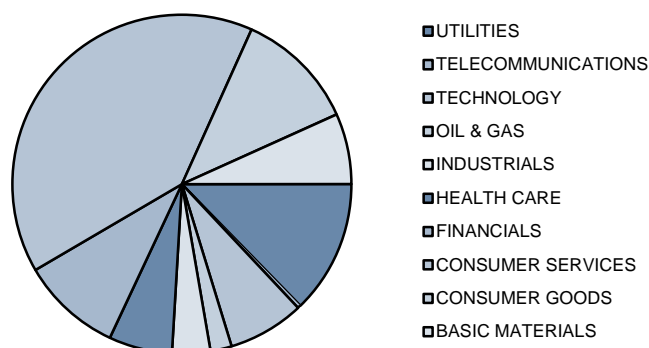
MOST TRADED SHARES IN THE MONTH

Shares	Alphab. code	Turnover €	% on total
2 MONDO TV SUISSE	MSU	8 053 358	13.04%
3 BIO ON	ON	4 163 618	6.74%
4 GALA	GALA	3 990 157	6.46%
5 BIODUE	BIO2	3 669 313	5.94%

MARKET CAP. BY INDUSTRY



TURNOVER BY INDUSTRY



NEWS

Empty box for news content.

MAIN INDICATORS

Shares (*)	Alphab. code	Official Price			Market cap. 30/11/2015	Monthly turnover			
		30/11/2015	30/10/2015	% price variation 30/12/2014		Total	daily average		
					euro	Trades	Turnover €	Trades	Turnover €
1 AGRONOMIA	A	0.172	-19.9%	-74.4%	5 574 186	2496	2 446 410	119	116 496
2 AMBROMOBILIARE	AMB	4.960	0.8%	-12.8%	11 735 216	67	121 150	3	5 769
3 ASSITECA	ASSI	1.749	0.5%		54 290 709	28	65 648	1	3 126
4 AXELERO	AXEL	4.940	4.0%	-10.2%	67 180 114	183	549 192	9	26 152
5 BIODUE	BIO2	5.629	11.4%		62 753 104	999	3 669 313	48	174 729
6 BIO ON	ON	15.155	0.8%	151.8%	220 130 351	813	4 163 618	39	198 268
7 BLUE NOTE	BLU	2.959	0.9%	8.2%	4 253 573	21	53 335	1	2 540
8 BOMI ITALIA	BOMI	2.596	-1.0%		39 524 891	234	362 268	11	17 251
9 CALEIDO GROUP	CLG	2.313	-8.6%		5 745 163	11	29 298	1	1 395
10 CAPITAL FOR PROGRESS 1	CFP	9.750	-1.2%		49 822 500	3	9 800	0	467
11 CDR ADVANCE CAPITAL	CDR	0.675	-6.8%	-17.1%	8 084 737	56	107 510	3	5 120
12 CLABO	CLA	1.201	-21.2%		9 279 527	236	356 673	11	16 984
13 COVER 50	COV	17.256	4.6%		75 927 077	172	534 942	8	25 473
14 DIGITAL MAGICS	DM	5.550	-6.7%	21.3%	25 986 671	237	611 957	11	29 141
15 DIGITOUCH	DGT	2.360	10.0%		32 789 491	225	530 012	11	25 239
16 ECOSUNTEK	ECK	7.071	-15.4%	-46.2%	10 553 049	16	17 326	1	825
17 ELETTRA INVESTIMENTI	ELIN	4.392	-6.6%		16 294 320	59	85 245	3	4 059
18 ENERGY LAB	ELAB	1.620	-1.3%	-19.3%	19 563 120	11	29 280	1	1 394
19 ENERTRONICA	ENT	3.530	0.3%	-6.2%	12 214 174	122	325 733	6	15 511
20 EXPERT SYSTEM	EXSY	2.094	13.2%	11.4%	52 480 054	273	796 029	13	37 906
21 FINTEL ENERGIA GROUP	FTL	4.524	1.4%	23.2%	115 869 104	1	4 072	0	194
22 FIRST CAPITAL	FIC	0.838	4.7%	-4.0%	20 138 739	29	126 998	1	6 048
23 FRENDY ENERGY	FDE	0.626	3.2%	-31.5%	29 799 219	2535	3 318 950	121	158 045
24 GALA	GALA	3.751	-26.1%	-68.9%	61 388 103	2810	3 990 157	134	190 007
25 GAMBERO ROSSO	GAMB	1.390			20 085 916	459	1 115 137	77	185 856
26 GIGLIO GROUP	GGTV	1.858	0.4%		25 667 399	95	419 451	5	19 974
27 GIORGIO FEDON	FED	19.450	0.8%	139.7%	36 955 000	26	123 904	1	5 900
28 GLENALTA FOOD	GLF	9.822			78 579 130	107	732 439	7	48 829
29 GO INTERNET	GO	2.882	3.8%	-1.1%	17 270 250	654	1 400 015	31	66 667
30 GREENITALY1	GI1	9.865	-0.4%	3.8%	34 527 500	27	162 161	1	7 722
31 GRUPPO GREEN POWER	GGP	4.870	-1.7%	-20.2%	14 528 574	11	34 876	1	1 661
32 H-FARM	FARM	1.000			89 228 901	431	1 803 932	36	150 328
33 IKF	IKF	0.058	-10.4%	-28.4%	4 177 157	349	494 301	25	35 307
34 IMVEST	YIV	0.339	-12.2%	-34.1%	14 455 419	113	275 650	5	13 126
35 INIZIATIVE BRESCIANE	IB	20.000	8.0%	-12.2%	77 556 000	21	149 551	1	7 121
36 INNOVATEC	INC	1.389	-10.0%	13.4%	12 324 100	208	280 765	10	13 370
37 ITALIA INDEPENDENT	IIG	25.670	4.1%	-24.1%	56 730 700	529	2 441 262	25	116 251
38 ITALIAN WINE BRANDS	IWB	9.786	-1.2%		50 943 966	89	168 854	4	8 041
39 KI GROUP	KI	2.905	0.5%	2.7%	16 236 935	127	217 424	6	10 354
40 LEONE FILM GROUP	LFG	2.571	-4.9%	-7.5%	36 232 964	69	95 447	3	4 545
41 LUCISANO MEDIA GROUP	LMG	1.756	4.2%	-28.6%	26 120 528	290	381 497	14	18 167
42 LUVÉ	LUVÉ	9.927	-0.5%		193 119 996	137	498 485	7	23 737
43 MAILUP	MAIL	3.048	1.6%	7.5%	24 384 000	42	108 532	2	5 168
44 MASI AGRICOLA	MASI	4.561	0.4%		146 630 706	255	1 181 868	12	56 279
45 MC-LINK	MCK	5.880	-0.8%	15.6%	19 029 003	66	130 497	3	6 214
46 METHORIOS CAPITAL	MTH	0.316	-11.8%	-50.9%	42 123 284	909	1 168 792	43	55 657
47 MOBYT	MBY	1.971	-2.7%		25 169 335	59	190 189	3	9 057
48 MODELLERIA BRAMBILLA	MBR	5.073	4.1%	80.4%	19 277 400	79	708 248	4	33 726
49 MONDO TV FRANCE	MTF	0.204	-6.4%	69.7%	21 585 807	3028	10 574 296	144	503 538
50 MONDO TV SUISSE	MSU	2.544	-17.8%		25 443 958	3972	8 053 358	189	383 493
51 MP7 ITALIA	M7IT	2.213	-6.7%	9.6%	12 391 915	38	162 178	2	7 723
52 NET INSURANCE	NET	18.567	-1.8%	-7.9%	127 280 590	2	4 178	0	199
53 NEUROSOFT	NRST	1.600	5.3%	19.4%	40 935 350	35	91 509	2	4 358
54 NOTORIOUS PICTURES	NPI	2.097	-12.8%	-23.4%	47 174 572	134	341 406	6	16 257
55 PITECO	PITE	3.767	-1.4%		68 284 800	215	693 560	10	33 027
56 PLT ENERGIA	PLTE	1.756	-7.3%	-15.7%	42 003 278	272	604 875	13	28 804
57 POLIGRAFICI PRINTING	POPR	0.290	0.0%	89.5%	8 842 355	9	21 004	0	1 000
58 PRIMI SUI MOTORI	PRM	4.190	-7.6%	-60.4%	12 744 807	925	1 121 828	44	53 420
59 ROSETTI MARINO	YRM	35.510	0.0%	-1.1%	142 040 000	0	0	0	0
60 SAFE BAG	SB	0.737	-24.0%	-22.4%	9 734 856	275	291 713	13	13 891
61 SOFTEC	YSFT	7.013	-14.5%	-32.6%	14 631 222	10	18 874	0	899
62 SOFT STRATEGY	YSF	2.681	5.9%	-20.5%	3 344 867	78	161 478	4	7 689
63 TBS GROUP	TBS	1.511	-7.2%	-6.2%	63 742 405	20	57 713	1	2 748
64 TECH-VALUE	TV	3.087	1.3%	-24.2%	9 369 168	75	120 198	4	5 724
65 TECNOINVESTIMENTI	TECN	3.220	1.3%	0.8%	102 074 000	117	339 577	6	16 170
66 TE WIND	TEW	0.555	-3.8%	-40.8%	6 283 143	245	299 063	12	14 241
67 TRIBOO MEDIA	TBM	2.730	-5.8%	-28.3%	43 479 707	837	2 156 620	40	102 696
68 VALORE ITALIA HOLDING DI PARTECIPAZIONI	YVI		-100.0%	-100.0%		1	39	0	4
69 VISIBILIA EDITORE	VE		-100.0%	-100.0%		51	46 230	4	3 302
70 VITA SOCIETA EDITORIALE	VITA	0.098	-1.9%	-16.0%	1 538 609	2	3 185	0	152
71 WM CAPITAL	WMC	0.880	-0.6%	-13.7%	9 883 720	3	6 615	0	315
Total					2905 540 482	27 133	61 757 686	1 292	2 940 842

(*) Suspended shares are excluded.

Additional Information:

AIM Italia is the Borsa Italiana market dedicated to the Italian small and medium-sized enterprises with high growth potential. AIM Italia leverages on the knowhow obtained in the UK in over 15 years of experience on AIM and is characterized by its balanced regulatory approach in order to meet both companies' and investors' needs. AIM Italia is supported by a dedicated community of advisers. Specifically the Nominated Advisers play a central role assisting the companies during the admission phase and throughout their time on the market.

This publication uses only electronic trading data; trades that are reported to Borsa Italiana under its rules but executed away from its electronic order books are not included.

This document contains text, data, graphics, photographs, illustrations, artwork, names, logos, trade marks, service marks and information ("Information") connected with Borsa Italiana S.p.A. ("Borsa Italiana"). All reasonable efforts have been made to ensure that the Information in this document was correct at the time of publication. However, Borsa Italiana Spa accepts no liability for decisions taken, or systems-related or other work carried out by any party based on this document. The publication of this document does not represent solicitation, by Borsa Italiana, of public saving and is not to be considered as a recommendation by Borsa Italiana as to the suitability of the investment, if any, herein described.
© November 2015 Borsa Italiana S.p.A.. All rights reserved.

Markets Analysis
Piazza degli Affari, 6 - 20123 Milano
T +39 02 724261 | Fax +39 02 8646.4323
e-mail: markets_analysis@borsaitaliana.it
www.borsaitaliana.it



London
Stock Exchange Group

