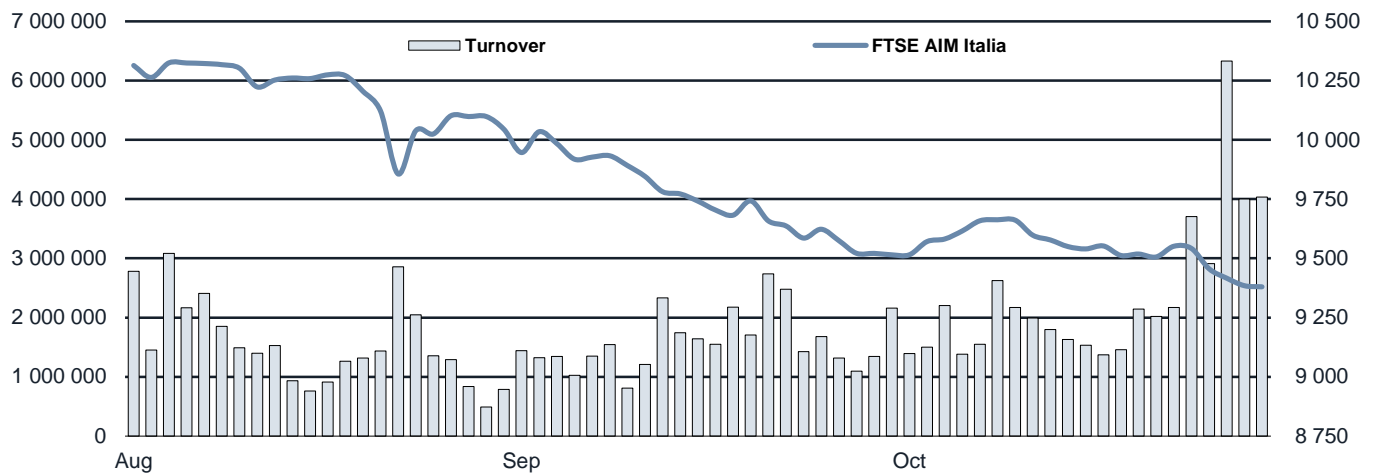




AIM-MAC Statistics

OCTOBER 2015

SHARE TRADING



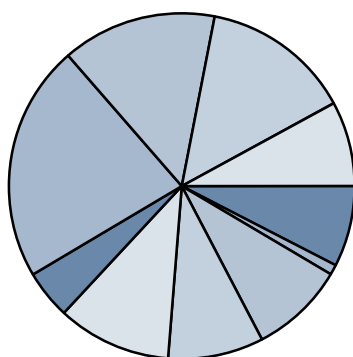
BEST PERFORMANCE IN THE MONTH

Shares	Alphab. code	% price variation	
		30/09/2015	30/12/2014
MONDO TV SUISSE	MSU	41.18%	
MONDO TV FRANCE	MTF	37.14%	81.27%
LUCISANO MEDIA GROUP	LMG	22.63%	-31.42%
MP7 ITALIA	M7IT	20.41%	17.50%
TECH-VALUE	TV	18.80%	-25.22%

MOST TRADED SHARES IN THE MONTH

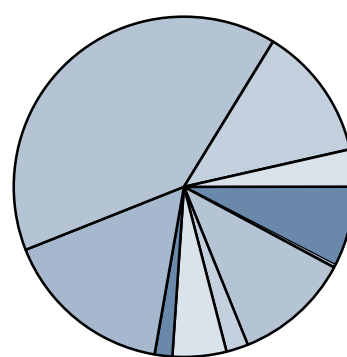
Shares	Alphab. code	Turnover €	% on total
MONDO TV SUISSE	MSU	5 367 369	10.31%
TRIBOO MEDIA	TBM	4 209 735	8.08%
GREENITALY1	GI1	3 885 233	7.46%
GALA	GALA	2 777 642	5.33%

MARKET CAP. BY INDUSTRY



- UTILITIES
- TELECOMMUNICATIONS
- TECHNOLOGY
- OIL & GAS
- INDUSTRIALS
- HEALTH CARE
- FINANCIALS
- CONSUMER SERVICES
- CONSUMER GOODS
- BASIC MATERIALS

TURNOVER BY INDUSTRY



- UTILITIES
- TELECOMMUNICATIONS
- TECHNOLOGY
- OIL & GAS
- INDUSTRIALS
- HEALTH CARE
- FINANCIALS
- CONSUMER SERVICES
- CONSUMER GOODS
- BASIC MATERIALS

NEWS

MAIN INDICATORS

Shares (*)	Alphab. code	Official Price			Market cap. 30/10/2015 euro	Monthly turnover				
		30/10/2015	% price variation			Total		daily average		
			30/09/2015	30/12/2014		Trades	Turnover €	Trades	Turnover €	
1	AGRONOMIA	A	0.214	-28.3%	-68.0%	6 961 856	665	595 314	30	27 060
2	AMBROMOBILIARE	AMB	4.920	-17.2%	-13.5%	11 639 789	196	448 077	9	20 367
3	ASSITECA	ASSI	1.740	-1.5%		54 011 340	102	190 167	5	8 644
4	AXELERO	AXEL	4.750	-1.4%	-13.6%	64 600 000	93	220 579	4	10 026
5	BIODUE	BIO2	5.054	-1.6%		56 343 753	256	775 830	12	35 265
6	BIO ON	ON	15.037	0.4%	149.8%	218 405 523	410	1 847 633	19	83 983
7	BLUE NOTE	BLU	2.933	-2.9%	7.3%	4 215 841	49	98 774	2	4 490
8	BOMI ITALIA	BOMI	2.622	2.8%		39 931 977	328	755 744	15	34 352
9	CALEIDO GROUP	CLG	2.530	-6.3%		6 283 255	54	157 541	2	7 161
10	CAPITAL FOR PROGRESS 1	CFP	9.864	1.9%		50 406 232	20	547 740	1	24 897
11	CDR ADVANCE CAPITAL	CDR	0.724	0.4%	-11.1%	8 670 431	11	17 154	1	780
12	CLABO	CLA	1.523	-13.8%		11 769 249	295	392 409	13	17 837
13	COVER 50	COV	16.495	11.6%		72 578 000	275	757 677	13	34 440
14	DIGITAL MAGICS	DM	5.950	3.8%	30.1%	27 859 584	618	2 050 833	28	93 220
15	DIGITOUCH	DGT	2.145	4.7%		29 813 043	222	721 538	10	32 797
16	ECOSUNTEK	ECK	8.360	-6.1%	-36.4%	12 477 099	13	16 480	1	749
17	ELETTRA INVESTIMENTI	ELIN	4.702	-2.2%		17 443 183	44	143 160	2	6 507
18	ENERGY LAB	ELAB	1.642	8.4%	-18.2%	19 828 792	23	69 140	1	3 143
19	ENERTRONICA	ENT	3.521	5.4%	-6.5%	12 181 176	111	364 436	5	16 565
20	EXPERT SYSTEM	EXSY	1.850	-4.2%	-1.5%	46 370 793	360	1 067 823	16	48 537
21	FINTEL ENERGIA GROUP	FTL	4.460	4.7%	21.5%	114 229 930	9	35 777	0	1 626
22	FIRST CAPITAL	FIC	0.800	-5.9%	-8.3%	19 237 005	24	60 022	1	2 728
23	FRENDY ENERGY	FDE	0.606	-18.1%	-33.6%	28 869 279	599	607 117	27	27 596
24	GALA	GALA	5.078	1.2%	-57.9%	83 108 628	1554	2 777 642	71	126 256
25	GIGLIO GROUP	GGTV	1.850	-0.3%		25 563 763	31	77 451	1	3 521
26	GIORGIO FEDON	FED	19.305	-1.5%	137.9%	36 679 500	30	122 248	1	5 557
27	GO INTERNET	GO	2.777	-17.4%	-4.7%	16 637 043	538	1 084 644	24	49 302
28	GREENITALY1	GI1	9.906	0.2%	4.3%	34 670 000	65	3 885 233	3	176 602
29	GRUPPO GREEN POWER	GGP	4.952	-0.6%	-18.8%	14 773 771	15	102 822	1	4 674
30	IMVEST	YIV	0.386	-17.9%	-25.0%	16 459 563	29	90 432	1	4 111
31	INIZIATIVE BRESCIANE	IB	18.510	-6.6%	-18.7%	71 778 078	25	187 888	1	8 540
32	INNOVATEC	INC	1.543	-9.1%	26.0%	13 688 162	69	63 983	3	2 908
33	ITALIA INDEPENDENT	IIG	24.664	-15.6%	-27.0%	54 507 656	495	2 395 092	23	108 868
34	ITALIAN WINE BRANDS	IWB	9.900	1.5%		51 537 757	116	283 295	5	12 877
35	KI GROUP	KI	2.890	-16.1%	2.1%	16 151 632	340	561 495	15	25 522
36	LEONE FILM GROUP	LFG	2.704	5.4%	-2.7%	38 103 683	67	93 152	3	4 234
37	LUCISANO MEDIA GROUP	LMG	1.686	22.6%	-31.4%	25 079 079	344	802 228	16	36 465
38	LUVE	LUVE	9.975	-0.7%		194 045 700	209	582 206	10	26 464
39	MAILUP	MAIL	3.001	2.0%	5.8%	24 008 000	101	187 877	5	8 540
40	MASI AGRICOLA	MASI	4.542	-0.8%		146 045 390	334	1 894 114	15	86 096
41	MC-LINK	MCK	5.929	-2.3%	16.6%	19 188 503	65	123 412	3	5 610
42	METHORIOS CAPITAL	MTH	0.358	-8.1%	-44.3%	47 732 029	529	732 788	24	33 309
43	MOBYT	MBY	2.025	0.3%		25 861 460	55	132 017	3	6 001
44	MODELLERIA BRAMBILLA	MBR	4.875	-12.8%	73.3%	18 525 585	132	744 045	6	33 820
45	MONDO TV FRANCE	MTF	0.218	37.1%	81.3%	23 062 500	2544	8 396 908	116	381 678
46	MONDO TV SUISSE	MSU	3.094	41.2%		30 938 755	2661	5 367 369	121	243 971
47	MP7 ITALIA	M7IT	2.372	20.4%	17.5%	13 282 251	59	209 220	3	9 510
48	NET INSURANCE	NET	18.900	-2.6%	-6.2%	128 377 778	4	9 960	0	453
49	NEUROSOFT	NRST	1.520	-7.3%	13.4%	38 888 583	20	50 077	1	2 276
50	NOTORIOUS PICTURES	NPI	2.405	-3.7%	-12.1%	53 662 541	54	116 426	2	5 292
51	PITECO	PITE	3.819	15.6%		69 230 136	314	1 487 607	14	67 619
52	PLT ENERGIA	PLTE	1.894	3.4%	-9.1%	45 305 227	290	567 190	13	25 781
53	POLIGRAFICI PRINTING	POPR	0.290	16.9%	89.5%	8 842 355	35	74 441	2	3 384
54	PRIMI SUI MOTORI	PRM	4.535	0.0%	-57.2%	13 794 557	1015	1 461 323	46	66 424
55	ROSETTI MARINO	YRM	35.510	0.0%	-1.1%	142 040 000	0	0	0	0
56	SAFE BAG	SB	0.970	-6.3%	2.1%	12 813 726	68	69 764	3	3 171
57	SOFTEC	YSFT	8.200	0.0%	-21.2%	5 023 435	0	0	0	0
58	SOFT STRATEGY	YSF	2.532	-0.7%	-24.9%	3 158 971	8	16 461	0	748
59	TBS GROUP	TBS	1.629	8.6%	1.1%	68 720 303	31	99 464	1	4 521
60	TECH-VALUE	TV	3.047	18.8%	-25.2%	9 248 374	155	289 853	7	13 175
61	TECNOINVESTIMENTI	TECN	3.180	-3.6%	-0.4%	100 806 000	145	359 509	7	16 341
62	TE WIND	TEW	0.577	-9.7%	-38.5%	6 529 834	211	236 922	10	10 769
63	TRIBOO MEDIA	TBM	2.898	-17.6%	-23.9%	46 147 948	1729	4 209 735	79	191 352
64	VALORE ITALIA HOLDING DI PARTECI YVI	YVI	0.008	-23.5%	-88.5%	1 150 357	13	9 813	1	446
65	VISIBILIA EDITORE	VE	0.381	-1.9%	-61.4%	6 541 913	133	134 674	6	6 122
66	VITA SOCIETA EDITORIALE	VITA	0.100	-0.1%	-14.4%	1 568 649	6	14 247	0	648
67	WM CAPITAL	WMC	0.885	-0.6%	-13.2%	9 939 878	10	22 725	0	1 033
Total						2747 346 181	19 425	52 068 713	883	2 366 760

(*) Suspended shares are excluded.

Additional Information:

AIM Italia is the Borsa Italiana market dedicated to the Italian small and medium-sized enterprises with high growth potential. AIM Italia leverages on the knowhow obtained in the UK in over 15 years of experience on AIM and is characterized by its balanced regulatory approach in order to meet both companies' and investors' needs. AIM Italia is supported by a dedicated community of advisers. Specifically the Nominated Advisers play a central role assisting the companies during the admission phase and throughout their time on the market.

This publication uses only electronic trading data; trades that are reported to Borsa Italiana under its rules but executed away from its electronic order books are not included.

This document contains text, data, graphics, photographs, illustrations, artwork, names, logos, trade marks, service marks and information ("Information") connected with Borsa Italiana S.p.A. ("Borsa Italiana"). All reasonable efforts have been made to ensure that the Information in this document was correct at the time of publication. However, Borsa Italiana Spa accepts no liability for decisions taken, or systems-related or other work carried out by any party based on this document. The publication of this document does not represent solicitation, by Borsa Italiana, of public saving and is not to be considered as a recommendation by Borsa Italiana as to the suitability of the investment, if any, herein described.
© October 2015 Borsa Italiana S.p.A.. All rights reserved.

Markets Analysis
Piazza degli Affari, 6 - 20123 Milano
T +39 02 724261 | Fax +39 02 8646.4323
e-mail: markets_analysis@borsaitaliana.it
www.borsaitaliana.it



London
Stock Exchange Group

