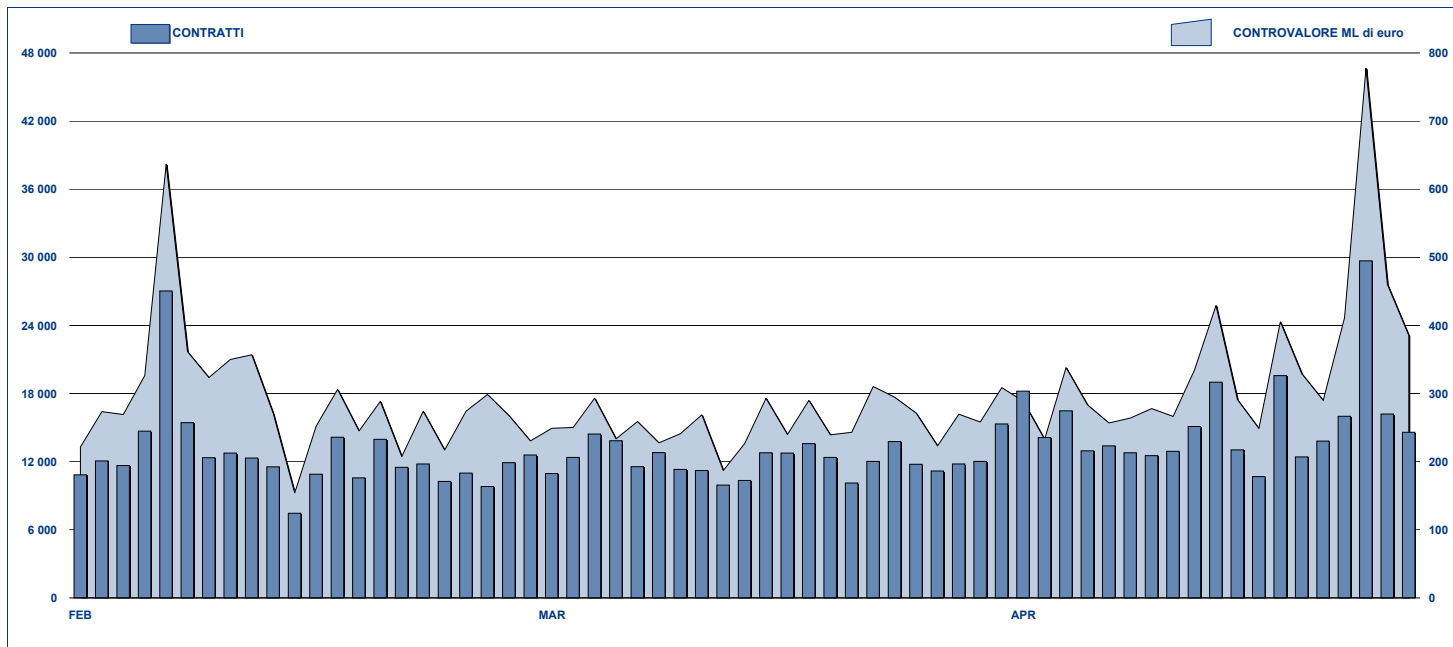


ANDAMENTO DEGLI SCAMBI



PRINCIPALI INDICATORI

	LISTINO				SCAMBI					
	QUOTATI FINE MESE	NEW LISTED NEL MESE	AUM Depositato in MT		MARZO 2010		APRILE 2010		GEN - APR 2010	
			ML euro 31/03/2010	ML euro 30/04/2010	Contratti	Controv. ML di eurc	Contratti	controv. ML di eu	Contratti	Controv. ML di eur
ETF - DEVELOPED MARKET	136	10	5 726.82	5 743.24	106 131	2 969.55	123 248	3 626.20	450 765	12 422.66
ETF - CORPORATE E GOV BOND	77	8	4 870.88	4 983.29	18 307	798.54	17 442	834.61	66 329	3 301.92
ETF - EMERGING MARKETS	61	2	3 462.72	3 632.55	74 022	1 144.51	83 046	1 273.86	285 139	4 496.94
ETF - STYLE	23	-	438.55	437.53	3 114	50.20	3 212	55.88	11 309	204.12
ETF - ALTRO	121	17	1 140.94	1 200.88	16 278	288.00	19 889	382.09	66 197	1 246.69
ETC	67		1 273.59	1 440.08	59 637	616.57	61 961	707.15	230 887	2 481.38
TOTALE	485	37	16 913.51	17 437.56	277 489	5 867.37	308 798	6 879.79	1 110 626	24 153.69

STRUMENTI PIU' SCAMBIATI PER CONTRATTI NEL MESE E RELATIVO SPREAD

Denominazione	COD ALFA	ISIN	CONTRATTI		SPREAD	
			numero	% TOT	BBO	25 000 €
1 LYXOR ETF XBEAR FTSE MIB	XBRMIB	FR0010446666	32 451	10.5%	0.07%	0.08%
2 LYXOR ETF LEVERAGED FTSE MIB	LEVMIIB	FR0010446658	22 977	7.4%	0.10%	0.10%
3 ETFS LEVERAGED NATURAL GAS	LNGA	JE00B2NFTQ41	18 241	5.9%	0.25%	0.31%
4 LYXOR ETF MSCI INDIA (A)	INDI	FR0010361683	13 265	4.3%	0.13%	0.16%
5 LYXOR ETF CHINA	CINA	FR0010204081	9 131	3.0%	0.09%	0.11%
6 ISHARES FTSE BRIC 50	BR50	IE00B1W57M07	8 639	2.8%	0.17%	0.21%
7 ETFS NATURAL GAS	NGAS	GB00B15KY104	8 593	2.8%	0.23%	0.26%
8 LYXOR ETF FTSE MIB	ETFMIB	FR0010010827	7 856	2.5%	0.05%	0.05%
9 LYXOR ETF BRAZIL (IBOVESPA) (A)	BRA	FR0010408799	6 935	2.2%	0.15%	0.19%
10 ISHARES S&P 500	IUSA	IE0031442068	5 756	1.9%	0.06%	0.06%

STRUMENTI PIU' SCAMBIATI PER CONTOVALORE NEL MESE E RELATIVO SPREAD

Denominazione	COD ALFA	ISIN	CONTOVALORE		SPREAD	
			ML di €	% TOT	BBO	25 000 €
1 LYXOR ETF XBEAR FTSE MIB	XBRMIB	FR0010446666	689	10.0%	0.07%	0.08%
2 LYXOR ETF LEVERAGED FTSE MIB	LEVMIIB	FR0010446658	516	7.5%	0.10%	0.10%
3 ISHARES DJ EURO STOXX 50	EUE	IE0008471009	254	3.7%	0.06%	0.07%
4 LYXOR ETF FTSE MIB	ETFMIB	FR0010010827	214	3.1%	0.05%	0.05%
5 LYXOR ETF LEVDAX	DAXLEV	LU0252634307	193	2.8%	0.09%	0.10%
6 ISHARES S&P 500	IUSA	IE0031442068	186	2.7%	0.06%	0.06%
7 LYXOR ETF MSCI INDIA (A)	INDI	FR0010361683	157	2.3%	0.13%	0.16%
8 LYXOR ETF CHINA	CINA	FR0010204081	153	2.2%	0.09%	0.11%
9 ETFS LEVERAGED NATURAL GAS	LNGA	JE00B2NFTQ41	126	1.8%	0.25%	0.31%
10 DB X-TRACKERS DJEUXX50 SHORT XSSX		LU0292106753	117	1.7%	0.10%	0.10%

STRUMENTI PIU' SCAMBIATI PER CONTRATTI NELL'ANNO E RELATIVO SPREAD

Denominazione	COD ALFA	ISIN	CONTRATTI		SPREAD	
			numero	% TOT	BBO	25 000 €
1 LYXOR ETF XBEAR FTSE MIB	XBRMIB	FR0010446666	122 723	11.0%	0.08%	0.09%
2 LYXOR ETF LEVERAGED FTSE MIB	LEVMIIB	FR0010446658	89 414	8.1%	0.12%	0.13%
3 ETFS LEVERAGED NATURAL GAS	LNGA	JE00B2NFTQ41	66 653	6.0%	0.26%	0.32%
4 LYXOR ETF MSCI INDIA (A)	INDI	FR0010361683	43 612	3.9%	0.16%	0.20%
5 LYXOR ETF CHINA	CINA	FR0010204081	33 842	3.0%	0.11%	0.14%
6 LYXOR ETF FTSE MIB	ETFMIB	FR0010010827	31 151	2.8%	0.07%	0.07%
7 ETFS NATURAL GAS	NGAS	GB00B15KY104	30 309	2.7%	0.24%	0.27%
8 LYXOR ETF BRAZIL (IBOVESPA) (A)	BRA	FR0010408799	29 531	2.7%	0.18%	0.23%
9 ISHARES MSCI BRAZIL	IBZL	IE00B0M63516	26 680	2.4%	0.17%	0.21%
10 ISHARES MSCI EMERGING MARKETS	IEEM	IE00B0M63177	20 749	1.9%	0.13%	0.15%

STRUMENTI PIU' SCAMBIATI PER CONTOVALORE NELL'ANNO E RELATIVO SPREAD

Denominazione	COD ALFA	ISIN	CONTOVALORE		SPREAD	
			ML di €	% TOT	BBO	25 000 €
1 LYXOR ETF XBEAR FTSE MIB	XBRMIB	FR0010446666	2 417	10.0%	0.08%	0.09%
2 LYXOR ETF LEVERAGED FTSE MIB	LEVMIIB	FR0010446658	1 799	7.4%	0.12%	0.13%
3 LYXOR ETF FTSE MIB	ETFMIB	FR0010010827	796	3.3%	0.07%	0.07%
4 LYXOR ETF LEVDAX	DAXLEV	LU0252634307	731	3.0%	0.14%	0.15%
5 ISHARES DJ EURO STOXX 50	EUE	IE0008471009	718	3.0%	0.08%	0.09%
6 ISHARES S&P 500	IUSA	IE0031442068	632	2.6%	0.07%	0.07%
7 LYXOR ETF CHINA	CINA	FR0010204081	514	2.1%	0.11%	0.14%
8 LYXOR ETF EURO CASH	LEONIA	FR0010510800	506	2.1%	0.01%	0.01%
9 LYXOR ETF MSCI INDIA (A)	INDI	FR0010361683	484	2.0%	0.16%	0.20%
10 LYXOR ETF DJ EURO STOXX 50	MSE	FR0007054358	477	2.0%	0.11%	0.11%

ANDAMENTO PRINCIPALI INDICATORI

Denominazione	TIPO	Codice alfab.	ISIN	Prezzo di Riferimento			Scambi nel mese		Scambi nel periodo	
				31/03/2010	30/04/2010	variaz. %	Contratti	Controv. €	GEN - APR 2010	
				euro	euro				Contratti	Controv. €
ETF										
1 ISHARES DJ EURO STOXX 50	ETF	EUE	IE0008471009	29.330	28.210	-3.8%	4.606	254.059.059	17.010	717.880.021
2 ISHARES DJ STOXX 50	ETF	EUN	IE0008470928	26.290	25.435	-3.3%	750	45.936.602	2.674	141.892.600
3 LYXOR ETF DJ EURO STOXX 50	ETF	MSE	FR0007054358	29.400	28.440	-3.3%	2.642	107.188.979	12.622	477.368.180
4 AMUNDI ETF S&P EUROPE 350 FUND	ETF	CASAME	IE0031091428	134.320	133.680	-0.5%	136	1.441.658	521	4.704.095
5 AMUNDI ETF S&P EURO FUND	ETF	CASAMO	IE0031091642	144.150	140.630	-2.4%	32	390.201	201	1.969.606
6 LYXOR ETF DOW JONES INDUSTRIAL AVERAGE	ETF	DJE	FR0007056841	81.250	84.750	4.3%	663	28.913.867	2.900	120.252.746
7 LYXOR ETF NASDAQ-100	ETF	UST	FR0007063177	5.830	6.115	4.9%	1.795	24.641.429	5.204	68.135.888
8 ISHARES S&P 500	ETF	IUSA	IE0031442068	8.650	9.028	4.4%	5.756	185.837.553	19.027	631.772.553
9 POWERSHARES EQQQ FUND	ETF	EQQQ	IE0032077012	35.800	37.630	5.1%	1.620	46.340.818	5.605	184.461.762
10 LYXOR ETF DJ GLOBAL TITANS 50	ETF	MGT	FR0007075494	17.390	17.550	0.9%	235	1.997.675	815	7.287.739
11 LYXOR ETF FTSE MIB	ETF	ETFMIB	FR0010010827	22.911	21.706	-5.3%	7.856	214.257.516	31.151	795.895.311
12 ISHARES FTSEUROFIRST 80	ETF	IEUR	IE0004855221	9.095	8.830	-2.9%	67	1.072.594	166	2.722.130
13 ISHARES FTSEUROFIRST 100	ETF	IEUT	IE0030974079	21.945	21.595	-1.6%	34	1.122.666	108	4.244.710
14 ISHARES EUR CORPORATE BOND	ETF	IBCX	IE0032523478	121.510	122.520	0.8%	2.285	85.687.742	9.074	454.917.914
15 LYXOR ETF EUROMTS GLOBAL	ETF	EMG	FR0010028860	133.370	132.270	-0.8%	489	24.876.139	2.136	111.627.111
16 LYXOR ETF EUROMTS 3-5Y	ETF	EM35	FR0010037234	129.270	128.340	-0.7%	1.257	53.887.496	4.336	262.919.782
17 LYXOR ETF EUROMTS 10-15Y	ETF	EM1015	FR0010037242	137.700	135.140	-1.9%	302	22.355.559	1.020	61.319.310
18 ISHARES MSCI JAPAN	ETF	IJPN	IE00082KXK56	7.725	7.855	1.7%	3.194	75.850.433	12.027	274.552.377
19 ISHARES FTSE/KINHUA CHINA 25	ETF	FXC	IE00082KXK85	88.460	88.110	-0.4%	5.147	74.190.871	19.024	267.070.883
20 ISHARES DJ EUROSTOXX MIDCAP	ETF	DJMC	IE00082KXL92	35.210	34.690	-1.5%	150	2.041.911	732	6.711.999
21 ISHARES DJ EURO STOXX SMALLCAP	ETF	DJSC	IE00082KXK00	23.670	23.930	1.1%	313	5.844.402	1.095	21.267.956
22 LYXOR ETF MSCI EMU GROWTH	ETF	GWT	FR0010168765	71.090	70.750	-0.5%	155	7.560.219	475	10.481.038
23 LYXOR ETF MSCI EMU VALUE	ETF	VAL	FR0010168781	112.490	109.020	-3.1%	137	2.372.867	481	6.097.829
24 LYXOR ETF MSCI EMU SMALL CAP	ETF	MMS	FR0010168773	151.350	153.510	1.4%	169	3.434.823	533	8.248.649
25 LYXOR ETF EUROMTS INFLATION LINKED	ETF	EMI	FR0010174292	118.750	118.250	-0.4%	1.153	16.097.804	5.086	125.421.859
26 LYXOR ETF EUROMTS 1-3Y	ETF	EM13	FR0010222224	117.360	116.770	-0.5%	1.130	66.144.036	4.678	234.138.271
27 LYXOR ETF EASTERN EUROPE	ETF	EST	FR0010204073	20.530	20.990	2.2%	1.108	18.589.567	3.099	48.786.283
28 LYXOR ETF CHINA	ETF	CINA	FR0010204081	118.630	117.340	-1.1%	9.131	152.504.296	33.842	514.310.638
29 LYXOR ETF JAPAN (TOPIX)	ETF	JPN	FR0010245514	77.940	79.360	1.8%	612	13.725.722	2.344	56.906.532
30 ISHARES DJ EURO STOXX GROWTH	ETF	IDJG	IE00080M62V02	20.490	20.295	-1.0%	26	397.324	121	3.562.162
31 ISHARES DJ EURO STOXX SELECT DIVIDEND	ETF	IDVY	IE00080M62S72	19.145	18.900	-1.3%	836	11.367.001	3.077	69.466.796
32 ISHARES DJ EURO STOXX VALUE	ETF	IDJV	IE00080M62T89	21.900	20.990	-4.2%	63	1.386.363	248	4.443.913
33 ISHARES FTSE/EURA EUROPEAN PROPERTY FUND	ETF	IPRP	IE00080M63284	23.910	22.630	-5.4%	184	1.373.774	610	8.850.567
34 ISHARES FTSE 100	ETF	ISF	IE0005042456	6.390	6.455	1.0%	745	45.997.403	2.206	101.519.094
35 EASYETF FTSE EPRA EUROZONE	ETF	EEE	LU0192223062	165.490	156.680	-5.3%	45	1.012.287	201	2.232.625
36 EASYETF S&P GSNE	ETF	GSNEEU	LU0230484932	154.780	158.260	2.2%	9	176.301	39	968.088
37 LYXOR ETF COMMODITIES CRB	ETF	CRB	FR0010270033	19.500	20.130	3.2%	1.777	52.282.119	6.421	129.293.434
38 LYXOR ETF MSCI EUROPE	ETF	MEU	FR0010261198	91.380	91.500	0.1%	1.335	42.201.617	3.948	90.410.426
39 ISHARES MSCI EASTERN EUROPE	ETF	IEER	IE00080M63953	22.980	23.360	1.7%	717	10.145.518	2.125	27.103.882
40 ISHARES MSCI AC FAR EAST EX-JAPAN	ETF	IFFF	IE00080M63730	29.390	30.380	3.4%	660	27.694.712	2.273	110.158.302
41 ISHARES MSCI BRAZIL	ETF	IBZL	IE00080M63516	43.280	43.770	1.1%	5.726	79.389.388	26.800	349.118.632
42 ISHARES MSCI EMERGING MARKETS	ETF	IEEM	IE00080M63177	29.160	30.070	3.1%	5.060	81.056.221	20.749	330.157.898
43 ISHARES MSCI KOREA	ETF	IKOR	IE00080M63391	22.970	24.040	6.8%	752	13.469.588	2.257	49.217.306
44 ISHARES MSCI TAIWAN	ETF	ITWN	IE00080M63623	23.400	24.330	4.0%	242	5.125.700	1.048	29.874.566
45 ISHARES MSCI WORLD	ETF	IWRD	IE00080M62Q58	19.080	19.500	2.2%	685	26.773.754	2.212	112.328.365
46 ISHARES EURO INFLATION LINKED BOND	ETF	IBCI	IE00080M62X26	180.960	181.740	0.4%	277	9.592.572	1.223	83.577.555
47 ISHARES \$ CORPORATE BOND	ETF	LQDE	IE00032895942	74.510	76.880	3.2%	773	12.525.983	2.165	30.682.239
48 ISHARES FTSE UK DIVIDEND PLUS	ETF	IUKD	IE00080M63060	8.170	8.390	2.7%	102	1.086.537	380	3.633.063
49 LYXOR ETF MSCI USA	ETF	LUSA	FR0010296061	83.020	86.760	4.5%	1.028	43.972.797	2.743	76.768.714
50 LYXOR ETF MSCI AC ASIA-PACIFIC EX JAPAN	ETF	AEJ	FR0010312124	31.680	32.370	2.2%	1.202	40.978.076	3.978	111.517.318
51 LYXOR ETF MSCI WORLD	ETF	WLD	FR0010315770	89.450	91.420	2.2%	753	39.910.953	2.348	112.521.892
52 EASYETF EUROSTOXX	ETF	ETX	FR0010230516	31.060	30.380	-2.2%	15	265.745	52	882.032
53 LYXOR ETF RUSSIA (DJ RUSINDEX TITANS 10)	ETF	RUS	FR0010326140	29.730	30.460	2.5%	4.374	69.835.298	16.075	232.239.130
54 ISHARES DJ ASIA/PACIFIC SELECT DIVIDEND	ETF	IAPD	IE000814X4T88	20.100	20.890	3.9%	381	2.251.987	1.315	8.260.999
55 ISHARES MSCI NORTH AMERICA	ETF	INAA	IE000814X4M10	17.345	18.135	4.6%	429	9.004.580	1.335	37.268.510
56 ISHARES MSCI EUROPE EX UK	ETF	IEUX	IE000814X4N27	21.235	20.865	-1.7%	67	5.680.845	184	11.349.257
57 ISHARES TREASURY BOND 1-3	ETF	IBTS	IE000814X4S71	95.880	97.880	2.1%	700	54.794.330	2.381	131.607.334
58 ISHARES GOVERNMENT BOND 1-3	ETF	IBGS	IE000814X4Q57	137.130	137.200	0.1%	407	73.048.729	1.166	166.876.201
59 LYXOR ETF TURKEY (DJ TURKEY TITANS 20)	ETF	TUR	FR0010326256	46.820	51.180	9.3%	1.975	24.383.963	5.335	62.968.863
60 LYXOR ETF DJ STOXX 600 BANKS	ETF	BNK	FR0010345371	22.330	21.750	-2.6%	1.366	40.297.407	4.605	131.872.540
61 LYXOR ETF DJ STOXX 600 CHEMICAL	ETF	CHM	FR0010345470	46.880	46.430	-1.0%	123	3.642.337	488	8.365.361
62 LYXOR ETF DJ STOXX 600 CONSTR & MATERIAL	ETF	CST	FR0010345504	27.850	28.860	3.6%	148	1.621.770	410	4.440.104
63 LYXOR ETF DJ STOXX 600 FOOD & BEVERAGE	ETF	FOO	FR0010344861	32.780	33.010	0.7%	376	4.557.146	1.196	17.195.180
64 LYXOR ETF DJ STOXX 600 HEALTH CARE	ETF	HLT	FR0010344879	38.540	37.860	-1.8%	571	10.726.724	2.552	40.016.878
65 LYXOR ETF DJ STOXX 600 INSURANCE	ETF	INS	FR0010344903	15.980	15.170	-5.1%	271	4.448.915	1.192	19.747.597
66 LYXOR ETF DJ STOXX 600 MEDIA	ETF	MDA	FR0010344929	17.030	17.470	2.6%	133	2.144.947	309	7.146.522
67 LYXOR ETF DJ STOXX 600 PERSONAL & HOUSEHOLD	ETF	PHG	FR0010344978	36.580	36.340	-0.7%	145	2.200.137	447	7.726.082
68 LYXOR ETF DJ STOXX 600 RETAIL	ETF	RTA	FR0010344986	26.030	27.140	4.3%	29	151.031	139	1.040.387
69 LYXOR ETF DJ STOXX 600 TECHNOLOGY	ETF	TNO	FR0010344796	21.520	20.960	-2.6%	619	9.468.909	1.521	27.640.111
70 LYXOR ETF DJ STOXX 600 UTILITIES	ETF	UTI	FR0010344853	33.690	33.990	1.5%	361	5.240.117	1.353	22.936.991
71 LYXOR ETF COMMODITIES CRB NON-ENERGY (A)	ETF	CRBN	FR0010346205	16.670	17.010	2.0%	420	5.563.326	1.749	27.229.953
72 LYXOR ETF DJ STOXX 600 AUTOMOBILES&PARTS	ETF	AUTP	FR0010344630	23.110	24.630	6.6%	159	1.041.665	480	6.223.385
73 EASYETF S&P GSCI ULTRA LIGHT ENERGY	ETF	GSUEUR	LU0246046329	190.340	196.230	3.1%	21	654.664	62	2.228.581
74 EASY ETF IBOXX LIQUID COVER EXTRA SHORT	ETF	ISS	FR0010276923	154.390	154.440	0.0%	17	243.949	66	10.307.239
75 EASY ETF IBOXX LIQUID SOVEREIGNS GLOBAL	ETF	ISM	FR0010276949	170.530	170.730	0.1%	10	67.597	36	3.773.392
76 EASY ETF IBOXX LIQUID SOVEREIGNS LONG	ETF	ISL	FR0010276964	184.500	185.180	0.4%	10	4.677.086	26	9.244.105
77 LYXOR ETF DAX	ETF	DAXX	LU0252633754	60.330	60.400	0.1%	2.139	112.724.870	7.705	401.451.694
78 LYXOR ETF LEVDAQ	ETF	DAXLEV	LU0252634307	40.280	40.030	-0.6%	4.541	193.113.265	17.776	730.740.577
79 LYXOR ETF HONG KONG (HSI) (A)	ETF	HK	FR0010361675	20.460	20.450	0.0%	550	26.177.870	1.819	73.725.947
80 LYXOR ETF MSCI KOREA (A)	ETF	KOR	FR0010361691	31.680	33.740	6.5%	935	15.558.561	2.589	56.633.505
81 LYXOR ETF DAXPLUS COVERED CALL	ETF	DAXCC	LU0252635023	54.070	54.250	0.3%	12	52.750	52	244.568
82 LYXOR ETF DJ STOXX600 OIL&GAS	ETF	OIL	FR0010344960	33.930	34.010	0.2%	841	10.056.337	2.567	51.168.388
83 LYXOR ETF DJ STOXX 600 BASIC RESOURCES	ETF	BRES	FR0010345389	55.260	52.420	-5.1%	2.847	57.164.311	10.105	241.073.701
84 LYXOR ETF DJ STOXX 600 FINANCIAL SERVICE	ETF	FINS	FR0010345363	23.910	24.450	2.3%	134	3.923.520	255	5.473.240
85 LYXOR ETF DJ										

ANDAMENTO PRINCIPALI INDICATORI

Denominazione	TIPO	Codice alfab.	ISIN	Prezzo di Riferimento			Scambi nel mese		Scambi nel periodo	
				31/03/2010	30/04/2010	variaz. %	GEN - APR 2010		GEN - APR 2010	
				euro	euro		Contratti	Controv. €	Contratti	Controv. €
101 ISHARES \$ TREASURY BOND 7-10	ETF	IBTM	IE00B1FZS798	123.540	125.650	1.7%	153	7 483 002	539	15 088 697
102 ISHARES EURO GOVERNMENT BOND 3-5	ETF	IBGX	IE00B1FZS681	150.490	149.030	-1.0%	245	32 813 443	633	73 924 292
103 ISHARES EURO GOVERNMENT BOND 7-10	ETF	IBGM	IE00B1FZS806	158.280	157.330	-0.6%	167	21 278 250	597	88 839 088
104 ISHARES EURO GOVERNMENT BOND 15-30	ETF	IBGL	IE00B1FZS913	162.010	159.560	-1.5%	131	3 789 358	503	8 813 919
105 ISHARES \$ TIPS	ETF	ITPS	IE00B1FZSC47	117.610	122.990	4.6%	74	3 460 509	251	11 412 593
106 ISHARES FTSE EPRA/NAREIT ASIA PROPERTY	ETF	IASP	IE00B1FZS244	16.140	16.310	1.1%	153	765 372	567	3 391 155
107 ISHARES FTSE EPRA/NAREIT DEVELOPED MKTS	ETF	IWDP	IE00B1FZS350	12.820	13.360	4.2%	173	1 566 567	459	6 712 779
108 ISHARES FTSE EPRA/NAREIT US PROPERTY	ETF	IUSP	IE00B1FZSF77	12.360	13.520	9.4%	617	6 381 926	1 535	19 231 438
109 ISHARES FTSE/MACQUARIE GLOB INFRASTR 100	ETF	INFR	IE00B1FZS467	16.400	16.400	0.0%	72	1 761 772	274	5 596 435
110 ISHARES MSCI TURKEY	ETF	ITKY	IE00B1FZS574	26.750	28.950	8.2%	959	7 022 024	2 447	24 670 599
111 ISHARES FTSE UK ALL STOCKS GILT	ETF	IGLT	IE00B1FZSB30	11.610	11.790	1.6%	174	1 033 473	772	8 116 097
112 LYXOR ETF DJ EURO STOXX 50 BUYWRITE	ETFS	DJBW	FR0010389205	12.990	12.610	-2.9%	22	172 748	106	917 645
113 LYXOR ETF PRIVEX (A)	ETF	PVX	FR0010407197	3.858	4.038	4.7%	279	1 490 550	617	2 723 730
114 LYXOR ETF BRAZIL (IBOVESPA) (A)	ETF	BRA	FR0010408799	28.370	28.510	0.5%	6 935	79 532 624	29 531	323 679 860
115 DB X-TRACKERS MSCI EMERGING MARKETS ETF	ETF	XMEM	LU0292107645	27.570	28.160	2.1%	489	33 843 113	1 890	168 024 060
116 DB X-TRACKERS MSCI EM ASIA TRN INDEX ETF	ETF	XMAS	LU0292107991	24.880	25.660	3.1%	250	14 205 604	928	56 027 677
117 DB X-TRACKERS MSCI EM LATAM TRN ETF	ETF	XMLA	LU0292108619	44.360	45.130	1.7%	219	15 518 470	721	59 072 856
118 DB X-TRACKERS MSCI EM EMEA TRN INDEX ETF	ETF	XMEA	LU0292109005	23.920	24.330	1.7%	163	3 045 675	391	8 641 253
119 DB X-TRACKERS MSCI TAIWAN TRN INDEX ETF	ETF	XMTW	LU0292109187	11.880	12.310	3.6%	116	8 915 819	420	32 587 806
120 DB X-TRACKERS MSCI BRAZIL TRN INDEX ETF	ETF	XMBR	LU0292109344	49.500	50.050	1.1%	949	20 216 746	3 809	86 433 107
121 DB X-TRACKERS S&P CNX NIFTY ETF	ETF	XNIF	LU0292109690	87.770	90.540	3.2%	255	13 718 793	996	49 892 312
122 DB X-TRACKERS MSCI KOREA TRN INDEX ETF	ETF	XMKO	LU0292100046	35.710	38.120	6.7%	203	15 699 658	720	56 057 004
123 DB X-TRACKERS FTSE/XINHUA CHINA 25 ETF	ETF	XX25	LU0292109856	22.260	22.220	-0.2%	1 198	21 807 148	4 169	98 646 701
124 DB X-TRACKERS DJEUSTXX SELECT DIV 30 ETF	ETF	XD3E	LU0292095535	18.560	18.320	-1.3%	57	1 997 193	207	6 936 024
125 DB X-TRACKERS DJSTXX600 TELECOMMUNIC ETF	ETF	XGSD	LU0292096186	19.860	20.210	1.8%	145	2 101 630	488	13 397 107
126 DB X-TRACKERS DJSTXX600 BASIC RESOURCES	ETF	XSPR	LU0292100806	94.470	89.900	-4.8%	242	11 317 425	1 098	39 584 634
127 DB X-TRACKERS DJ STOXX 600 OIL & GAS ETF	ETF	XSER	LU0292101796	61.200	61.180	0.0%	110	1 067 430	460	14 293 668
128 DB X-TRACKERS DJSTXX600 HEALTH CARE ETF	ETF	XSDR	LU0292103222	53.660	52.680	-1.8%	50	831 310	212	7 734 751
129 DB X-TRACKERS DJ STOXX 600 BANKS ETF	ETF	XST7	LU0292103651	40.780	39.770	-2.5%	263	9 742 486	972	27 232 665
130 DB X-TRACKERS DJSTXX600 TELECOMMUNIC ETF	ETF	XSKR	LU0292104030	44.540	43.570	-2.2%	31	4 267 093	89	6 589 783
131 DB X-TRACKERS DJ STOXX 600 TECHNOLOG ETF	ETF	XS8R	LU0292104469	28.260	27.480	-2.8%	68	1 706 248	152	3 040 224
132 DB X-TRACKERS DJ STOXX 600 UTILITIES ETF	ETF	XS6R	LU0292104899	64.420	63.400	-1.6%	16	1 021 934	92	4 976 427
133 DB X-TRACKERS DJ STOXX 600 INSURANCE ETF	ETF	XS1R	LU0292105193	24.930	23.620	-5.3%	40	2 368 898	119	4 149 680
134 DB X-TRACKERS DJSTXX600 FOOD & BEVERAGE	ETF	XS3R	LU0292105359	51.100	51.530	0.8%	79	3 984 075	228	7 217 032
135 DB X-TRACKERS DJSTXX600 INDUSTRIAL GOODS	ETF	XSNR	LU0292106084	41.300	42.350	2.5%	56	2 459 142	208	5 253 870
136 DB X-TRACKERS SHORTDAX DAILY ETF	ETFS	XSDX	LU0292106241	63.250	63.150	-0.2%	1 377	91 430 598	5 200	333 550 566
137 DB X-TRACKERS DBLDCI - OY BALANCED ETF	ETF	XDBC	LU0292106167	28.090	28.720	2.2%	91	5 770 601	362	9 146 209
138 DB X-TRACKERS DJEUSTXX50 SHORT DAILY ETF	ETFS	XSSX	LU0292106753	34.600	35.690	3.2%	2 616	117 331 138	10 012	349 079 029
139 LYXOR ETF MSCI EM LATIN AMERICA (A)	ETF	LATAM	FR0010410266	30.840	31.560	2.3%	790	11 214 300	2 831	39 335 467
140 LYXOR ETF FTSE RAFI US 1000 (A)	ETF	RUSA	FR0010400804	39.040	40.920	4.8%	169	4 227 687	494	11 986 709
141 LYXOR ETF FTSE RAFI EUROPE	ETF	REU	FR0010400770	45.610	45.410	-0.4%	45	344 576	135	1 046 812
142 LYXOR ETF EUROMTS 15+Y	ETF	EM15	FR0010481093	122.100	121.930	-0.1%	119	7 366 573	384	13 413 999
143 LYXOR ETF DAXPLUS PROTECTIVE PUT	ETFS	DAXPUT	LU0288030280	39.040	38.890	-0.4%	47	441 703	136	1 384 412
144 LYXOR ETF LEVERAGED DJ EURO STOXX 50	ETFS	DJLEV	FR0010468983	17.630	16.410	-6.9%	3 886	82 960 276	14 743	319 558 028
145 LYXOR ETF SOUTH AFRICA FTSE JSETOP40 (A)	ETF	SAFRI	FR0010464496	26.210	26.400	0.7%	1 588	14 128 205	4 895	54 106 188
146 LYXOR ETF MSCI TAIWAN (B)	ETF	TWN	FR0010444786	6.710	6.940	3.4%	214	3 497 680	677	11 686 613
147 LYXOR ETF EURO CASH	ETF	LEONIA	FR0010510800	105.735	105.755	0.0%	1 727	91 590 233	7 489	505 606 050
148 JPMORGAN ETF GBI EMU	ETF	JBGEUG	FR0010476515	117.060	116.170	-0.8%	29	5 658 961	111	24 558 847
149 POWERSHARES FTSE RAFI DEVELOPED 1000	ETF	PFX	IE00B23D8W74	8.835	9.035	2.3%	15	158 837	123	1 450 654
150 POWERSHARES FTSE RAFI EUROPE FUND	ETF	PEF	IE00B23D8X81	7.400	7.365	-0.5%	31	340 187	105	1 476 468
151 POWERSHARES FTSE RAFI SWITZERLAND FUND	ETF	PDI	IE00B23LNR19	7.195	6.970	-3.1%	16	56 697	57	666 574
152 POWERSHARES FTSE RAFI EMERGING MARKETS	ETF	PEH	IE00B23D9570	6.835	6.945	1.6%	142	538 523	322	2 991 433
153 POWERSHARES FTSE RAFI ASIA PACIFIC EX-JAP	ETF	PFA	IE00B23D9463	4.835	4.945	2.3%	49	262 006	119	641 942
154 POWERSHARES FTSE RAFI EUROPE MID-SMALL	ETF	PWD	IE00B23D8Y98	8.320	8.565	2.9%	29	118 330	78	308 752
155 POWERSHARES DYNAMIC US MARKET FUND	ETF	PWC	IE00B23D9240	5.630	5.940	5.5%	26	63 891	59	151 084
156 POWERSHARES GLOBAL CLEAN ENERGY FUND	ETF	PBW	IE00B23D9133	5.275	5.315	0.8%	137	755 844	638	3 400 590
157 POWERSHARES GLOBAL LISTED PRIVATE EQUITY	ETF	PSP	IE00B23D8Z06	5.460	5.725	4.9%	21	93 893	74	703 359
158 POWERSHARES PALISADES GLOBAL WATER FUND	ETF	PIO	IE00B23D9026	7.370	7.685	4.3%	68	394 732	432	2 076 288
159 POWERSHARES FTSE RAFI US 1000 FUND	ETF	PFT	IE00B23D8S39	6.365	6.725	5.7%	103	906 535	295	4 989 323
160 POWERSHARES FTSE RAFI ITALY 30 FUND	ETF	PTI	IE00B23LNP94	6.090	5.805	-4.7%	15	264 050	68	640 525
161 DB X-TRACKERS II IBOMX SOVER EUROZONE	ETF	XGLX	LU0290355717	168.530	167.230	-0.8%	10	1 875 853	65	9 936 970
162 DB X-TRACKERS II IBOMX SOVER EUROZ 1-3	ETF	X13E	LU0290356871	154.140	153.220	-0.6%	124	2 495 985	532	16 703 093
163 DB X-TRACKERS II ITRX CROSSOVER 5-Y ETF	ETF	XTXC	LU0290359032	114.890	115.180	0.3%	17	174 199	62	617 226
164 DB X-TRACKERS II IBOMX SOVER EUROZ 3-5	ETF	X35E	LU0290356954	165.770	164.340	-0.9%	58	5 402 108	213	11 600 255
165 DB X-TRACKERS II ITRAXX HIVOL 5-YEAR ETF	ETF	XTXH	LU0290358737	111.130	110.900	-0.2%	2	13 335	15	423 872
166 DB X-TRACKERS II ITRAXX EUROPE 5-YEAR ETF	ETF	XTXE	LU0290358653	107.630	107.250	-0.4%	10	1 245 725	22	1 854 889
167 DB X-TRACKERS II IBOMX SOVER EUROZ 5-7	ETF	X57E	LU0290357176	173.300	171.760	-0.9%	8	210 015	53	1 447 735
168 DB X-TRACKERS II EONIA TRI (1C)	ETF	XEON	LU0290358497	138.282	138.294	0.0%	556	27 015 334	2 298	115 849 481
169 DB X-TRACKERS II IBX EURO INFLATION-LINK	ETF	XEIN	LU0290358224	169.860	168.990	-0.5%	36	1 114 631	183	6 896 232
170 DB X-TRACKERS II IBOMX SOVER EUROZ 7-10	ETF	X710	LU0290357529	175.980	174.080	-1.1%	19	822 001	87	22 566 278
171 DB X-TRACKERS II IBX GLOB INFLATION-LINK	ETF	XGIN	LU0290357929	165.030	166.380	0.8%	55	2 548 209	260	10 977 259
172 DB X-TRACKERS II IBOMX SOVER EUROZ 10-15	ETF	X10E	LU0290357333	176.300	173.210	-1.8%	19	348 500	84	5 011 746
173 DB X-TRACKERS II IBOMX SOVER EUROZ 15+	ETF	X15E	LU0290357507	182.600	182.620	0.0%	9	76 536	49	8 372 515
174 DB X-TRACKERS II IBOMX SOVER EUROZ 25+	ETF	X25E	LU0290357846	181.090	181.140	0.0%	12	77 791	34	4 303 603
175 ISHARES FTSE EPRA/NAREIT UK PROPERTY	ETF	IUKP	IE00B1TXLS18	4.275	4.280	0.1%	119	1 911 317	496	4 778 480
176 ISHARES S&P LISTED PRIVATE EQUITY	ETF	IPRV	IE00B1TXHL60	9.950	10.480	5.3%	391	1 787 707	743	4 672 548
177 ISHARES S&P GLOBAL WATER	ETF	IHW2	IE00B1TXK627	16.220	16.590	2.3%	350	1 752 154	1 094	8 758 761
178 ISHARES FTSE BRIC 50	ETF	BR50	IE00B1W57M07	22.220	22.400	0.8%	8 639	57 616 422	17 923	215 273 277
179 DB X-TRACKERS S&P 500 INVERSE DAILY ETF	ETFS	XSPS	LU0322251520	37.690	37.270	-1.1%	537	16 917 004	2 097	53 028 230
180 DB X-TRACKERS MSCI RUSSIA CAPPED ETF	ETF	XMRU	LU0322252502	22.410	22.910	2.2%	483	12 339 465	1 537	42 988 525
181 DB X-TRACKERS FTSE VIETNAM ETF	ETF	XVTF	LU0322252924	30.780	33.850	10.0%	721	6 637 001	2 984	25 942 633
182 DB X-TRACKERS DJSTXX600 BANKS SHORT DAILY	ETFS	XS7S	LU0322249037	31.670	32.230	1.8%	1 361	29 606 077	5 624	148 421 694
183 DB X-TRACKERS DJSTXX600 HEALTH SHT DAILY	ETFS	XSDS	LU0322249466	39.630	40.320	1.7%	8	846 624	53	4 749 157
184 DB X-TRACKERS DJSTXX600 OIL&GAS SHT DAILY	ETFS	XSES	LU0322249623	24.340	24.290	-0.2%	10	325 067	125	8 077 775
185 DB X-TRACKERS DJSTXX600 TECH SHORT DAILY	ETFS	XS8S	LU0322250043	23.250	23.710	2.0%	16	505 357	52	2 397 948
186 DB X-TRACKERS DJSTXX600 TELECOM SHT DAILY	ETFS	XSKS	LU0322250126	28.430	28.800	1.3%	35	2 762 312	67	5 622 325
187 DB X-TRACKERS LPX MM PRIVATE EQUITY ETF	ETF	XLPE	LU0322250712	20.630	21.300	3.2%	124	179 164	233	3 241 613
188 DB X-TRACKERS S&P GLOBAL INFRASTRUCTURE	ETF	XSGI	LU0322253229	19.790	19.940	0.8%	64	2 695 929	281	6 240 702
189 DB X-TRACKERS MSCI EUROPE MID CAP ETF	ETF	XEUM	LU0322253732	48.340	48.900	1.2%	12	1 278 720	34	3 637 387
190 DB X-TRACKERS MSCI EUROPE SHORT CAP ETF	ETF	XESC	LU0322253904	17.040	17.510	2.8%	23	1 245 361	132	7 224 660
191 DB X-TRACKERS FTSE 100 SHORT DAILY ETF	ETFS	XUKS	LU0328473581	9.745	10.170	4.4%	256	18 183 911	491	24 697 886
192 DB X-TRACKERS S&P/ASX 200 ETF	ETF	XAUS	LU0328474803	23.090	23.450	1.6%	462	12 264 323	1 506	31 726 561
193 DB X-TRACKERS S&P SELECT FRONTIER ETF	ETF									

ANDAMENTO PRINCIPALI INDICATORI

Denominazione	TIPO	Codice alfab.	ISIN	Prezzo di Riferimento			Scambi nel mese		Scambi nel periodo	
				31/03/2010	30/04/2010	variaz. %	Contratti	Controv. €	GEN - APR 2010	
				euro	euro				Contratti	Controv. €
201 DB X-TRACKERS II SONIA TRI ETF	ETF	XSTR	LU0321464652	207.690	213.180	2.6%	25	627 123	113	3 168 195
202 LYXOR ETF NEW ENERGY (A)	ETF	ENER	FR0010524777	20.570	21.320	3.6%	643	3 816 740	2 886	17 647 284
203 LYXOR ETF WORLD WATER (A)	ETF	WAT	FR0010527275	15.440	15.840	2.6%	383	2 333 973	1 387	9 331 642
204 LYXOR ETF WISE QUANTITATIVE STRATEGY	ETF	WISE	FR0010540690	7.335	7.430	1.3%	40	105 176	102	327 935
205 MARKET ACCESS JIM ROGERS INT COMMODITY	ETF	RICI	LU0249326488	22.510	23.520	4.5%	48	486 474	110	1 467 619
206 MARKET ACCESS RICCI - M INDEX FUND	ETF	RICIME	LU0259320728	117.320	119.680	2.0%	85	764 718	309	5 349 695
207 MARKET ACCESS RICCI - A INDEX FUND	ETF	RICIAG	LU0259321452	77.560	80.670	4.0%	44	403 442	146	3 886 286
208 MARKET ACCESS NYSE ARCA GOLD BUGS FUND	ETF	GOLDA	LU0259322280	124.510	145.350	16.7%	242	4 136 102	669	13 295 129
209 MARKET ACCESS DAXGLOBAL ASIA INDEX FUND	ETF	ASIADX	LU0259323235	32.540	33.510	3.0%	54	885 243	155	2 751 931
210 MARKET ACCESS SOUTH-EAST EUROPE TRADED	ETF	SUDEUR	LU0259329869	13.360	13.000	-2.7%	25	195 949	105	537 694
211 MARKET ACCESS DOW JONES TURKEY TITANS 20	ETF	TURK	LU0269999362	146.450	159.830	9.1%	146	4 932 680	352	8 583 219
212 MARKET ACCESS DAXGLOBAL BRIC INDEX FUND	ETF	BRICDX	LU0269999792	45.220	46.190	2.1%	334	10 577 420	804	18 688 936
213 MARKET ACCESS DAXGLOBAL RUSSIA INDEX	ETF	RUSSDX	LU0269999958	43.650	44.610	2.2%	535	8 047 239	1 585	18 298 574
214 MARKET ACCESS FTSE/JSE AFRICA TOP 40	ETF	AFRI	LU0270000028	27.460	27.600	0.5%	211	3 283 868	480	8 177 483
215 ISHARES DAX	ETF	EXS1	DE0005933931	57.260	56.930	-0.6%	492	505 797	3 355	325 286 523
216 ISHARES DOW JONES-UBS COMMODITY SWAP	ETF	EXXY	DE000A0H0728	26.120	27.020	3.4%	16	1 463 031	64	14 669 471
217 ISHARES DJ STOXX EU ENLARGED 15	ETF	EXSJ	DE000A0D8015	24.120	24.400	1.2%	14	763 140	72	3 554 480
218 ISHARES DJ EURO STOXX SUSTAINABILITY 40	ETF	EXXV	DE000A0F5U03	9.815	9.715	-1.0%	11	284 629	27	572 320
219 ISHARES EB.REXX JUMBO PFANDBRIEF	ETF	EXHE	DE0002635265	107.740	108.160	0.4%	60	740 376	333	5 712 731
220 ISHARES DJ EURO STOXX	ETF	EXSI	DE000A0D8007	27.880	27.300	-2.1%	52	2 915 844	201	9 695 232
221 ISHARES DJ STOXX 600 UTILITIES SWAP	ETF	EXXS	DE000A0F5U0D	64.510	63.600	-1.4%	14	398 805	39	2 364 647
222 ISHARES DJ STOXX 600	ETF	EXSA	DE0002635307	26.620	26.360	-1.0%	90	3 369 760	387	24 837 164
223 ISHARES DJ STOXX LARGE 200	ETF	EXSC	DE0005933980	28.230	27.900	-1.2%	5	64 543	23	862 064
224 ISHARES DJ STOXX MID 200	ETF	EXSD	DE0005933998	25.730	26.020	1.1%	14	38 925	25	82 736
225 ISHARES DJSTXX600 TRAVEL & LEISURE SWAP	ETF	EXXR	DE000A0F5U0C2	18.950	19.610	3.5%	7	35 358	15	259 219
226 ISHARES DJ STOXX SMALL 200	ETF	EXSE	DE000A0D8027	16.470	16.850	2.3%	47	3 125 664	100	4 595 211
227 ISHARES DJSTXX600 TELECOM SWAP	ETF	EXXQ	DE000A0F5U0A	44.450	43.760	-1.6%	5	29 233	13	71 787
228 ISHARES DJ STOXX 600 TECHNOLOGY SWAP	ETF	EXXP	DE000A0F5U0A6	28.150	27.460	-2.5%	18	433 021	51	608 249
229 ISHARES DJ STOXX 600 RETAIL SWAP	ETF	EXXN	DE000A0F5T93	41.540	43.330	4.3%	-	-	4	3 992
230 ISHARES DOW JONES U.S. SELECT DIVIDEND	ETF	EXX5	DE000A0D8049	25.000	26.150	4.6%	90	1 001 588	262	2 249 151
231 ISHARES DJ STOXX SELECT DIVIDEND 30	ETF	EXXS	DE0002635299	14.940	14.770	-1.1%	68	1 194 647	169	2 108 395
232 ISHARES DJSTXX600 AUTOMOBIL E PARTS SWAP	ETF	EXXA	DE000A0D8056	33.610	35.810	6.5%	4	7 563	11	35 619
233 ISHARES DJ STOXX 600 BANKS SWAP	ETF	EXXB	DE000A0D8064	40.700	39.690	-2.5%	28	987 927	100	1 926 502
234 ISHARES DJ STOXX 600 BASIC RESOURCE SWAP	ETF	EXXC	DE000A0D8072	93.850	89.150	-5.0%	202	5 697 683	719	11 485 229
235 ISHARES DJ STOXX 600 CHEMICALS SWAP	ETF	EXXD	DE000A0D8080	78.690	78.090	-0.8%	22	455 452	80	4 526 983
236 ISHARES DJSTXX600 CONSTR E MATERIAL SWAP	ETF	EXXE	DE000A0F5T02	44.490	46.130	3.7%	11	124 755	39	821 960
237 ISHARES DJSTXX600 FINANC SERVICES SWAP	ETF	EXXF	DE000A0F5F10	40.590	41.590	2.5%	2	5 270	7	10 566
238 ISHARES DJSTXX600 FOOD E BEVERAGE SWAP	ETF	EXXG	DE000A0F5T28	50.820	51.340	1.0%	15	627 429	44	1 323 192
239 ISHARES DJ STOXX 600 HEALTH CARE SWAP	ETF	EXXH	DE000A0F5T36	53.710	52.720	-1.8%	35	291 636	122	1 370 212
240 ISHARES DJSTXX600 INDUS GOOD E SERV SWAP	ETF	EXXI	DE000A0F5T44	41.370	42.430	2.6%	8	53 078	27	195 564
241 ISHARES DJ STOXX 600 INSURANCE SWAP	ETF	EXXJ	DE000A0F5T51	24.850	23.580	-5.1%	4	291 132	10	424 688
242 ISHARES DJ STOXX 600 MEDIA SWAP	ETF	EXXK	DE000A0F5T69	25.510	26.170	2.6%	8	288 462	8	288 462
243 ISHARES DJ STOXX 600 OIL E GAS SWAP	ETF	EXXL	DE000A0F5T77	60.820	60.780	-0.1%	29	153 425	148	1 080 439
244 ISHARES DJSTXX600 PERSO E HOUSEHOLD SWAP	ETF	EXXM	DE000A0F5T85	57.540	57.100	-0.8%	9	399 404	31	877 659
245 ISHARES FTSE MIB	ETF	IMIB	IE00B1XNH568	13.555	12.835	-5.3%	637	13 474 248	2 900	49 743 261
246 ISHARES S&P GLOBAL CLEAN ENERGY	ETF	INRG	IE00B1XNH5C4	8.040	8.085	0.6%	444	2 939 464	1 935	15 191 965
247 ISHARES MSCI EUROPE	ETF	IMEU	IE00B1YZZ5C1	16.740	16.535	-1.2%	417	8 168 166	1 295	25 712 520
248 ISHARES S&P TIMBER & FORESTRY	ETF	WOOD	IE00B27YCF74	12.200	12.930	6.0%	247	2 079 515	633	15 838 608
249 ISHARES MSCI LATIN AMERICA	ETF	LTAM	IE00B27YCK28	20.070	20.310	1.2%	499	4 197 287	1 559	24 398 587
250 JPMORGAN ETF GBI EMU 1-3Y	ETF	JGBEU1	FR0010561183	110.930	110.300	-0.6%	7	32 234	66	4 108 589
251 JPMORGAN ETF GBI EMU 3-5Y	ETF	JGBEU2	FR0010561225	114.820	113.780	-0.9%	9	115 984	34	1 678 488
252 JPMORGAN ETF GBI EMU 5-7Y	ETF	JGBEU3	FR0010561241	116.350	115.520	-0.7%	5	9 865	67	6 888 829
253 JPMORGAN ETF GBI EMU 7-10Y	ETF	JGBEU4	FR0010561258	116.500	115.340	-1.0%	6	12 972	38	3 572 645
254 DB X-TRACKERS II EONIA TRI (1D)	ETF	XEOD	LU0335044896	134.207	134.227	0.0%	74	1 053 736	273	3 103 014
255 LYXOR ETF FTSE 100	ETF	FTS100	FR0010438127	6.520	6.595	1.2%	212	19 335 095	661	67 646 750
256 LYXOR ETF MSCI MALAYSIA (A)	ETF	MAL	FR0010397554	11.140	11.790	5.8%	422	3 177 607	989	6 722 966
257 DB X-TRACKERS II SHORT IBOXX SOVER EUROZ	ETF	XSGL	LU0321463258	110.710	111.610	0.8%	255	6 838 762	1 151	29 607 498
258 DB X-TRACKERS II EMERG MKTS LIQUID EURB	ETF	XEMB	LU0321462953	230.380	231.330	0.4%	1 111	12 834 605	3 458	47 523 148
259 JPMORGAN ETF GBI LOCAL US	ETF	JPMUS	FR0010561365	111.570	114.690	2.8%	2	36 009	29	520 150
260 POWERSHARES EUROMTS CASH 3 MONTHS FUND	ETF	PEU	IE00B3BPCH51	101.100	101.100	0.0%	84	16 166 164	307	34 485 810
261 POWERSHARES MIDDLE EAST NORTH AFRICA	ETF	PSM	IE00B3BPCJ75	9.985	10.250	2.7%	52	622 263	229	1 654 237
262 POWERSHARES GLOBAL AGRICULTURE FUND	ETF	PSU	IE00B3BQ0418	8.105	7.800	-3.8%	157	2 506 766	583	5 934 927
263 LYXOR ETF MSCI EMU	ETF	EMU	FR0007085501	36.220	35.420	-2.2%	182	4 914 879	660	37 846 674
264 LYXOR ETF PAN AFRICA (A)	ETF	LAFRI	FR0010636464	10.630	11.110	4.5%	1 468	12 546 663	4 826	41 549 035
265 LYXOR ETF MSCI ASIA APEX 50 (A)	ETF	APEX	FR0010652870	57.140	58.700	2.7%	97	1 840 156	270	5 555 882
266 LYXOR ETF SHORT STRATEGY EUROPE	ETF	DJS	FR0010589101	79.490	78.970	-0.7%	128	1 606 617	427	7 604 447
267 ETFX DAXGLOBAL SHIPPING FUND	ETF	SHIP	IE00B3CMS880	18.310	19.780	8.0%	147	3 565 080	360	7 911 206
268 ETFX RUSSELL 1000 US LARGE CAP FUND	ETF	RONE	IE00B3CNHH32	19.050	19.850	4.2%	26	163 734	64	1 647 453
269 ETFX DAXGLOBAL COAL MINING FUND	ETF	COAL	IE00B3CNHF18	41.960	42.240	0.7%	133	1 717 662	585	7 852 528
270 ETFX DAXGLOBAL STEEL FUND	ETF	STEE	IE00B3CNJ002	37.240	35.060	-5.9%	158	969 521	257	2 885 752
271 ETFX DAXGLOBAL GOLD MINING FUND	ETF	AUCO	IE00B3CNHG25	29.100	33.960	16.7%	88	773 909	232	3 746 534
272 ETFX DAXGLOBAL ALTERNATIVE ENERGY FUND	ETF	ALTE	IE00B3CNHC86	12.900	13.260	2.8%	58	1 067 882	259	2 790 173
273 ETFX DOW JONES STOXX 600 OIL & GAS FUND	ETF	OILG	IE00B3CNH840	18.030	18.020	-0.1%	8	225 449	32	1 616 778
274 ETFX DOW JONES STOXX 600 BASIC RESOURCES	ETF	BASR	IE00B3CNH733	27.860	26.360	-5.4%	59	560 606	192	4 296 609
275 ETFX DOW JONES STOXX 600 UTILITIES FUND	ETF	UTIL	IE00B3CNH956	18.890	18.580	-1.6%	2	4 047	13	35 168
276 ETFX JANNEY GLOBAL WATER FUND	ETF	WATE	IE00B3CNHB79	36.440	37.410	2.7%	16	77 011	67	2 470 546
277 ETFX WNA GLOBAL NUCLEAR ENERGY FUND	ETF	NUKE	IE00B3C94706	22.020	22.910	4.0%	136	628 021	313	3 061 501
278 ETFX S-NET ITG GLOBAL AGR BUSINESS FUND	ETF	AGRI	IE00B3CNHD93	33.700	32.220	-4.4%	59	1 125 026	214	3 933 609
279 ETFX RUSSELL 2000 US SMALL CAP FUND	ETF	RTWO	IE00B3CNHJ55	19.470	21.230	9.0%	156	1 139 558	328	3 887 205
280 DB X-TRACKERS II GLOB SOVER EUR HED ETF	ETF	XGSH	LU0378818131	181.110	181.890	0.4%	19	1 694 472	58	2 140 499
281 DB X-TRACKERS II ITRX EU SUB FIN 5-Y	ETF	XSNS	LU0378819295	107.720	106.580	-1.1%	5	651 726	10	702 570
282 DB X-TRACKERS II ITRX EU SUB FIN 5-Y	ETF	XSB5	LU0378819378	106.300	106.950	-1.2%	1	4 947	10	75 034
283 DB X-TRACKERS II ITRX EU SUB FIN 5-Y SHT	ETF	XSNS	LU0378819709	106.340	107.490	1.1%	8	5 372 540	16	5 426 323
284 DB X-TRACKERS II ITRX EU SUB FIN 5-Y SHT	ETF	XSB5	LU0378819881	103.970	105.270	1.3%	2	1 086 233	7	1 723 451
285 LYXOR ETF XBEAR DJ EUROSTOXX 50	ETF	BXX	FR0010424143	36.620	38.690	5.7%	2 237	70 537 222	7 448	255 201 852
286 DB X-TRACKERS DJ EURO STOXX 50 ETF (1C)	ETF	XESC	LU0380865021	30.720	29.670	-3.4%	270	46 326 487	606	91 237 683
287 DB X-TRACKERS MSCI AC ASIA EX JAPAN ETF	ETF	XAXJ	LU0322252171	21.230	21.750	2.4%	316	25 562 496	865	64 315 674
288 DB X-TRACKERS MSCI PACIFIC EX JAPAN ETF	ETF	XPXJ	LU0322252338	29.150	29.540	1.3%	253	12 419 333	711	28 950 243
289 DB X-TRACKERS RUSSELL 2000 ETF	ETF	XRU2	LU0322248658	64.940	70.790	9.0%	200	9 789 118	555	36 135 691
290 DB X-TRACKERS DJ STOXX 600 ETF	ETF	XSX6	LU0328475792	42.900	42.900	-0.7%	32	1 504 829	121	7 073 792
291 DB X-TRACKERS CAC 40 ETF	ETF	XCAC	LU0322250985	40.430	38.920	-3.7%	158	18 030 868	495	42 549 542
292 DB X-TRACKERS CAC 40 SHORT DAILY ETF	ETF	XC4S	LU0322251280	58.610	60.510	3.2%	126	10 062 105	320	17 531 424
293 ISHARES S&P EMERGING MKTS INFRASTRUCTURE	ETF	IEMI	IE00B2NPL135	16.280	16.410	0.8%	516	3 576 997	1 767	15 426 519
294 ISHARES EURO COVERED BOND	ETF	ICOV	IE00B3B8Q275	139.750	139.800	0.0%	39	430 807	187	3 720 587
295 ISHARES EB.REXX MONEY MARKET (DE)	ETF	EXVM	DE000A0Q4R29	96.990	97.080	0.1%	22	1 180 548	166	

ANDAMENTO PRINCIPALI INDICATORI

Denominazione	TIPO	Codice alfab.	ISIN	Prezzo di Riferimento			Scambi nel mese		Scambi nel periodo	
				31/03/2010	30/04/2010	variaz. %	Contratti	Controv. €	GEN - APR 2010	
				euro	euro				Contratti	Controv. €
301 DB X-TRACKERS MSCI PAN-EURO TRN ETF	ETF	XMPE	LU0412624271	11.540	11.410	-1.1%	3	2.589	14	35.954
302 LYXOR ETF EURO CORPORATE BOND (A)	ETF	CRPE	FR0010737544	113.540	114.200	0.6%	1.041	27.534.814	3.940	111.830.097
303 ISHARES BARCLAYS EURO AGGREGATE BOND	ETF	IEAG	IE003BDKXQ41	106.340	106.350	0.0%	93	8.001.482	242	9.771.467
304 ISHARES BARCLAYS EURO CORPORATE BOND	ETF	IEAC	IE003BF81R35	116.670	117.290	0.5%	180	9.511.485	558	29.715.315
305 ISHARES BARCLAYS EURO TREASURY BOND 0-1	ETF	IEGE	IE003FH7618	100.430	100.240	-0.2%	9	1.311.485	62	15.980.156
306 EASYETF EURO STOXX 50 (B1 C)	ETF	ETD	FR0010129072	34.160	33.020	-3.3%	4	333.200	10	1.007.906
307 EASYETF BNP PARIBAS NEXT 11 EMERGING	ETF	E11EUR	FR0010616656	91.760	99.240	8.2%	75	1.714.338	209	2.518.955
308 EASYETF S&P 100	ETF	ESEEUR	FR0010616300	41.100	42.710	3.9%	10	18.701	36	775.768
309 EASYETF DJ SOUTH KOREA TITANS 30	ETF	EEKUR	FR0010636530	21.290	22.720	6.7%	37	1.337.430	84	3.416.297
310 EASYETF FTSE XINHUA CHINA 25	ETF	EXCEUR	FR0010636589	141.360	140.490	-0.6%	38	295.503	145	1.492.657
311 EASYETF SOUTH AFRICA FTSE/JSE TOP 40	ETF	EEAEUR	FR0010636571	28.970	29.110	0.5%	80	996.212	197	3.591.185
312 EASYETF EURO STOXX 50 DOUBLE SHORT DAILY	ETFS	EZD	FR0010689695	24.990	26.435	5.8%	327	2.616.916	877	8.089.631
313 EASYETF EUROMTS EONIA	ETF	EONEUR	FR0010616268	138.475	138.505	0.0%	1	39.328	5	129.994
314 XMTCH (IE) ON IBOXX USD INFLATION (B)	ETF	XMBILU	IE0033VTPS97	78.490	81.860	4.3%	17	185.801	49	4.014.690
315 XMTCH (IE) ON IBOXX USD GOVT 7-10 (B)	ETF	XMBGU0	IE0033VWNS18	75.720	78.000	3.0%	13	105.355	44	889.649
316 XMTCH (IE) ON IBOXX USD GOVT 3-7 (B)	ETF	XMBGU7	IE0033VWNS33	75.900	77.850	2.6%	7	108.227	75	8.791.381
317 XMTCH (IE) ON IBOXX USD GOVT 1-3 (B)	ETF	XMBGU3	IE0033VWNN19	74.860	76.320	2.0%	3	11.923	15	2.818.225
318 XMTCH (IE) ON IBOXX EUR INFLATION (B)	ETF	XMBILE	IE0033VTO640	106.500	106.120	-0.4%	8	397.592	22	4.975.167
319 XMTCH (IE) ON IBOXX EUR GOVT 7-10 (B)	ETF	XMBGE0	IE0033VTN290	107.650	106.610	-1.0%	18	8.046.878	61	12.845.313
320 XMTCH (IE) ON IBOXX EUR GOVT 3-7 (B)	ETF	XMBGE7	IE0033VTML14	105.130	104.430	-0.7%	44	3.357.959	190	11.599.157
321 XMTCH (IE) ON IBOXX EUR GOVT 1-3 (B)	ETF	XMBGE3	IE0033VTMJ91	102.270	101.670	-0.6%	6	1.026.279	17	7.013.375
322 XMTCH (IE) ON MSCI JAPAN SMALL CAP (B)	ETF	XMJPSC	IE0033VWMK93	68.530	71.670	4.6%	13	113.406	27	581.665
323 XMTCH (LUX) ON MSCI EMU LARGE CAP	ETF	XMMSE	LU0154139132	88.260	85.980	-2.6%	46	850.741	279	11.478.900
324 XMTCH (LUX) ON MSCI EMERGING MARKETS	ETF	XMMEM	LU0254097446	75.700	77.080	1.8%	118	13.360.774	278	28.713.860
325 XMTCH (IE) ON MSCI EMU SMALL CAP (B)	ETF	XMEUSC	IE0033VWMM18	85.690	86.120	0.5%	18	737.874	99	2.595.786
326 XMTCH (IE) ON MSCI UK LARGE CAP (B)	ETF	XMUKLC	IE0033VWK207	87.080	87.440	0.4%	-	-	1	42.435
327 XMTCH (IE) ON MSCI UK SMALL CAP (B)	ETF	XMUKSC	IE0033VWL682	92.710	98.400	6.1%	2	1.668	2	1.668
328 XMTCH (IE) ON MSCI USA LARGE CAP (B)	ETF	XMUSLC	IE0033VWLJ14	82.600	85.900	4.0%	45	561.783	145	3.177.688
329 XMTCH (IE) ON MSCI USA SMALL CAP (B)	ETF	XMUSSC	IE0033VWM098	92.320	100.170	8.5%	58	458.966	142	1.089.949
330 XMTCH (IE) ON MSCI JAPAN LARGE CAP (B)	ETF	XMJPLC	IE0033VWM213	73.940	73.940	0.0%	93	1.686.192	255	7.252.423
331 DB X-TRACKERS STX600 BASRESOUR SHT DAILY	ETFS	XBR5	LU0412624354	9.475	9.895	4.4%	29	1.082.956	112	3.166.243
332 DB X-TRACKERS STX600 INDUSTR G SHT DAILY	ETFS	XIG5	LU0412624511	46.790	45.420	-2.9%	9	922.898	15	1.340.508
333 DB X-TRACKERS STX600 INSURANCE SHT DAILY	ETFS	XSIS	LU0412624602	44.320	46.470	4.9%	36	5.720.472	53	8.072.437
334 DB X-TRACKERS STX600 UTILITIES SHT DAILY	ETFS	XS65	LU0412624867	35.740	36.180	1.2%	2	261.153	20	2.009.115
335 DB X-TRACKERS HSI SHORT DAILY ETF (2C)	ETFS	XHSS	LU0429790313	11.440	11.620	1.6%	28	2.737.344	125	2.734.077
336 DB X-TRACKERS COMM BOOSTER DJ-USBCI (2C)	ETF	XCBE	LU0429790743	26.070	26.650	2.2%	22	1.935.184	34	3.127.303
337 ETFX DJ EURO STOXX 50 LEVERAGED (2X)	ETFS	LEU2	IE00B4QNJG91	121.530	112.700	-7.3%	121	2.899.984	233	4.956.473
338 ETFX DJ EURO STOXX 50 DOUBLE SHORT (2X)	ETFS	SEU2	IE00B4QNJ141	63.600	67.040	5.4%	144	2.786.815	270	4.373.795
339 ISHARES MSCI EMERGING MARKETS (ACC)	ETF	SEMA	IE00B4L5YC18	20.530	21.070	2.6%	46	767.417	110	1.684.895
340 ISHARES MSCI JAPAN (ACC)	ETF	SJPA	IE00B4L5YX21	19.180	19.470	1.5%	15	997.836	28	1.307.688
341 ISHARES MSCI EUROPE (ACC)	ETF	SMEA	IE00B4K48X30	27.530	27.360	-0.6%	4	499.784	42	5.263.042
342 ISHARES BARCLAYS EURO CORPORATE BOND1- 5	ETF	SE15	IE00B4L60045	103.990	103.660	0.6%	59	1.212.025	188	4.336.626
343 ISHARES BARCLAYS EURO TREASURY BOND	ETF	SEGA	IE00B4VWXJ64	104.020	103.320	-0.7%	13	7.753.756	43	8.518.060
344 ISHARES BARCLAYS EURO GOVERN BOND 10-15	ETF	IBGZ	IE00B4VWXJH1	131.970	132.340	0.3%	14	4.321.254	53	5.296.626
345 ISHARES BARCLAYS EURO GOVERNMENT BONDS-7	ETF	IBGY	IE00B4VWXJG3	129.560	130.380	0.6%	8	142.587	20	2.849.990
346 ISHARES MSCI PACIFIC EX-JAPAN	ETF	SPXJ	IE00B4VWXJD03	29.370	29.700	1.1%	37	431.370	55	1.721.564
347 ISHARES S&P 500 (ACC)	ETF	SACC	IE00B4L5ZD99	20.820	21.750	4.5%	41	1.048.362	99	2.153.441
348 ISHARES MSCI WORLD (ACC)	ETF	SWDA	IE00B4L5Y983	19.630	20.090	2.3%	13	253.946	22	286.606
349 ETFX DAX 2X LONG FUND	ETFS	DEL2	IE00B4QNH888	124.050	122.970	-0.9%	104	2.212.060	159	7.802.761
350 ETFX DAX 2X SHORT FUND	ETFS	DES2	IE00B4QNH241	61.520	60.970	-0.9%	329	3.829.850	443	5.233.833
351 AMUNDI ETF DOW JONES EURO STOXX 50	ETF	C50	FR0010654913	46.500	44.910	-3.4%	816	5.355.967	1.349	9.468.548
352 AMUNDI ETF LEVERAGED DJ EURO STOXX 50	ETFS	C5L	FR0010756072	177.420	164.810	-7.1%	352	4.172.138	589	7.107.587
353 AMUNDI ETF LEVERAGED MSCI EUROPE DAILY	ETFS	CLEV	FR0010756080	397.940	390.450	-1.9%	10	2.029.375	21	4.925.897
354 AMUNDI ETF LEVERAGED MSCI USA DAILY	ETFS	CL2	FR0010755611	216.610	235.980	8.9%	162	1.741.214	240	4.425.135
355 AMUNDI ETF MSCI CHINA	ETF	C01	FR0010713784	199.850	198.480	-0.7%	139	2.730.401	233	5.814.650
356 AMUNDI ETF MSCI EASTERN EUROPE EX RUSSIA	ETF	CE9	FR0010717074	270.270	276.100	2.2%	11	66.201	18	77.551
357 AMUNDI ETF MSCI EMU	ETF	CEU	FR0010655688	114.500	112.110	-2.1%	5	1.229.075	10	2.818.107
358 AMUNDI ETF MSCI EUROPE	ETF	CEU	FR0010655696	119.490	118.660	-0.7%	10	2.986.156	18	5.466.277
359 AMUNDI ETF MSCI INDIA	ETF	C12	FR0010713727	365.780	378.200	3.4%	64	1.789.631	120	3.201.359
360 AMUNDI ETF MSCI ITALY	ETF	C11	FR0010655720	89.200	84.840	-4.9%	23	503.161	24	507.679
361 AMUNDI ETF MSCI PACIFIC EX JAPAN	ETF	CP9	FR0010713669	292.330	295.860	1.2%	4	174.559	33	1.609.382
362 AMUNDI ETF MSCI USA	ETF	CU2	FR0010688275	92.640	96.820	4.5%	5	442.026	10	864.385
363 AMUNDI ETF SHORT DOW JONES EURO STOXX 50	ETFS	C5S	FR0010757781	35.630	36.720	3.1%	12	114.061	25	721.062
364 AMUNDI ETF SHORT MSCI EUROPE DAILY	ETFS	CBE	FR0010791186	50.040	51.870	3.7%	4	42.850	8	1.156.400
365 AMUNDI ETF SHORT MSCI USA DAILY	ETFS	C2U	FR0010791194	69.790	68.940	-1.2%	6	536.974	12	562.390
366 LYXOR ETF EUROMTS AAA GOVERNMENT BOND	ETF	EMAAA	FR0010820258	106.640	107.820	1.1%	317	20.650.487	1.004	35.925.096
367 LYXOR ETF EUR CORP BOND EX FINANCIAL (A)	ETF	CBEF	FR0010814236	104.000	104.690	0.7%	191	2.289.168	559	8.334.348
368 XMTCH (IE) ON DOW JONES EURO STOXX 50	ETF	XMES50	IE00B53L3W79	67.300	64.980	-3.4%	1	10.259	2	10.325
369 XMTCH (IE) ON DOW JONES IND AVERAGE	ETF	XMDJIA	IE00B53L4350	75.320	78.540	4.3%	2	2.979	2	2.979
370 XMTCH (IE) ON NASDAQ 100	ETF	XMNAS	IE00B53SZB19	76.570	80.590	5.3%	-	-	3	4.835
371 XMTCH (IE) ON FTSE 100	ETF	XMUUK	IE00B53HP851	73.150	73.800	0.9%	1	984	3	14.228
372 XMTCH (IE) ON FTSE MIB	ETF	XMMIB	IE00B53L4X51	66.100	62.630	-5.2%	61	2.488.680	65	2.526.988
373 XMTCH (IE) ON NIKKEI 225	ETF	XMNIK	IE00B52MJ48	74.150	74.600	0.6%	6	30.296	9	147.063
374 XMTCH (IE) ON MSCI PACIFIC EX JAPAN	ETF	XMPXJ	IE00B52MJY50	70.110	70.830	1.0%	20	1.063.333	30	1.327.528
375 XMTCH (IE) ON MSCI CANADA	ETF	XMCA	IE00B52SF786	77.650	81.220	4.6%	92	2.861.259	139	3.266.876
376 XMTCH (IE) ON MSCI UK	ETF	XMUK	IE00B539F030	70.230	70.760	0.8%	-	-	-	-
377 XMTCH (IE) ON MSCI USA	ETF	XMUSA	IE00B52SFT06	72.740	75.930	4.4%	1	3.803	3	32.571
378 XMTCH (IE) ON MSCI JAPAN	ETF	XMJAP	IE00B53QDK08	70.820	71.900	1.5%	11	751.121	21	2.298.956
379 XMTCH (IE) ON MSCI EUROPE	ETF	XMEUR	IE00B53QFR17	66.930	66.030	-1.3%	-	-	-	-
380 XMTCH (IE) ON MSCI EMU	ETF	XMEMU	IE00B53QC562	65.120	63.660	-2.2%	1	10.624	2	20.988
381 ISHARES DJ EURO STOXX 50 (ACC)	ETF	IEUA	IE00B4L5YV07	24.690	24.690	0.0%	16	2.498.104	16	2.498.104
382 LYXOR ETF MSCI EUROPE REAL ESTATE (A)	ETF	REEU	FR0010833558	25.650	25.260	-1.5%	128	734.899	216	1.183.480
383 LYXOR ETF MSCI USA REAL ESTATE (A)	ETF	REUSA	FR0010833566	22.830	24.850	8.8%	356	4.561.938	543	6.393.089
384 LYXOR ETF MSCI ASIA EXJPN REAL ESTAT (A)	ETF	REASIA	FR0010833541	8.375	7.990	-4.6%	178	1.274.693	293	1.815.386
385 LYXOR ETF MSCI WORLD REAL ESTATE (A)	ETF	REWLD	FR0010833574	25.330	26.420	4.3%	167	1.667.117	255	2.342.918
386 POWERSHARES FTSE RAFI HONG KONG CHINA	ETF	PRH	IE00B3BPCG45	13.190	13.190	0.0%	5	22.571	5	22.571
387 AMUNDI ETF MSCI EUROPE BANKS	ETF	CB5	FR0010688176	82.830	-	-	-	-	-	-
388 AMUNDI ETF MSCI EUROPE CONSUM DISCRETION	ETF	CD6	FR0010688184	85.840	-	-	1	520	1	520
389 AMUNDI ETF MSCI EUROPE CONSUMER STAPLES	ETF	CS5	FR0010688168	150.300	-	-	-	-	-	-
390 AMUNDI ETF MSCI EUROPE HEALTHCARE	ETF	CH5	FR0010688192	98.380	-	-	1	3.761	1	3.761
391 AMUNDI ETF MSCI EUROPE INDUSTRIALS	ETF	CIN	FR0010688218	150.770	-	-	-	-	-	-
392 AMUNDI ETF MSCI EUROPE IT	ETF	CI6	FR0010713768	46.750	-	-	-	-	-	-
393 AMUNDI ETF MSCI EUROPE MATERIALS	ETF	C8M	FR0010791137	235.570	-	-	2	21.952	2	21.952
394 AMUNDI ETF MSCI EUROPE TELECOM SERVICES	ETF	CT5	FR0010713735	71.060	-	-	-	-	-	-
395 AMUNDI ETF MSCI EUROPE UTILITIES	ETF	CU5	FR0010688234	142.630	-	-	-	-	-	-
396 AMUNDI ETF MSCI WORLD ENERGY	ETF	CWE	FR0010791145	213.460	-	-	10	323.467	10	323.467
397 AMUNDI ETF MSCI WORLD FINANCIALS	ETF	CWF	FR0010791152	80.560	-	-	5	5.875	5	5.875
398 AMUNDI ETF REAL ESTATE REIT IEIF	ETF	CR8	FR0010791160	165.640	-	-	4	3.427	4	3.42

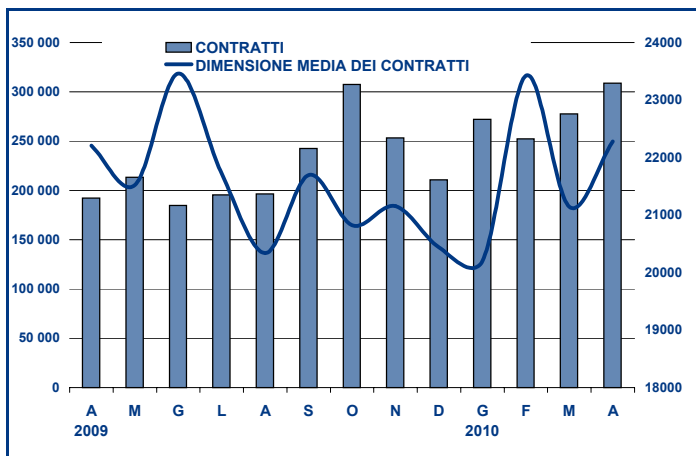
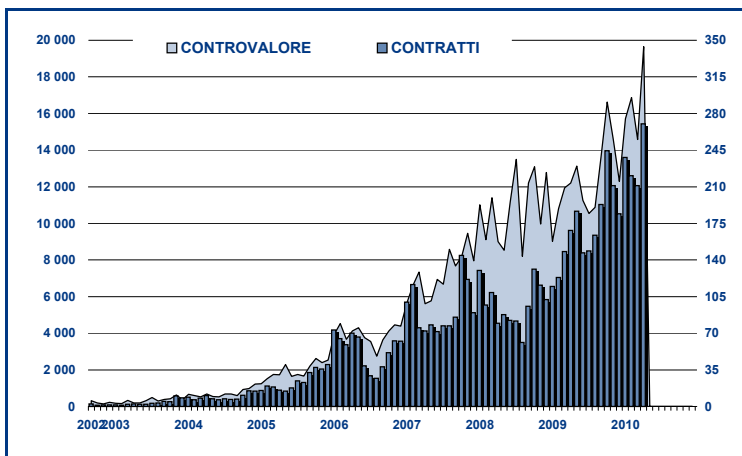
ANDAMENTO PRINCIPALI INDICATORI

Denominazione	TIPO	Codice alfab.	ISIN	Prezzo di Riferimento			Scambi nel mese		Scambi nel periodo	
				31/03/2010	30/04/2010	variaz. %	Contratti	Controv. €	GEN - APR 2010	
				euro	euro				Contratti	Controv. €
401 DB X-TRACKERS FTSE100 LEV DAILY ETF	ETFS	XUL2	LU0412625088		9.815		1	10	1	10
402 DB X-TRACKERS S&P500 2XINVERSE DAILY ETF	ETFS	XT21	LU0411078636		19.230		2	191 337	2	191 337
403 DB X-TRACKERS EURSTX50 DOUBSHRT DAI ETF	ETFS	XEDS	LU0417510616		27.980		-	-	-	-
404 AMUNDI ETF COMMODITIES S&P GSCI (LE)	ETF	CL7	FR0010821728		232.590		2	1 640	2	1 640
405 AMUNDI ETF COMMODIT S&P GSCI AGRICULTURE	ETF	CA8	FR0010821736		48.440		6	87 496	6	87 496
406 AMUNDI ETF COMMODITIES S&P GSCI METALS	ETF	CMEV	FR0010821744		219.050		6	16 630	6	16 630
407 AMUNDI ETF COMMODIT S&P GSCI NON ENERGY	ETF	NEG	FR0010821777		165.290		1	337	1	337
408 AMUNDI ETF EURO CORPORATES	ETF	CC4	FR0010754119		167.620		2	15 744	2	15 744
409 AMUNDI ETF EURO INFLATION	ETF	CI3	FR0010754127		170.660		-	-	-	-
410 AMUNDI ETF MSCI BRAZIL	ETF	BRZ	FR0010821793		52.260		6	28 337	6	28 337
411 AMUNDI ETF MSCI EUROPE EX EMU	ETF	CU9	FR0010821819		124.920		1	12 627	1	12 627
412 AMUNDI ETF MSCI WORLD EX EMU	ETF	CM9	FR0010756114		112.040		6	676 953	6	676 953
413 AMUNDI ETF SHORT GOVT BOND EUROMTS BROAD	ETFS	S80	FR0010821850		111.720		4	17 393	4	17 393
414 AMUNDI ETF SHORT GOVT BOND EUROMTS 10-15	ETFS	S10	FR0010823385		104.960		5	16 013 934	5	16 013 934
415 AMUNDI ETF SHORT GOVT BOND EUROMTS 1-3	ETFS	S13	FR0010821876		123.560		1	2 233	1	2 233
416 AMUNDI ETF SHORT GOVT BOND EUROMTS 3-5	ETFS	S35	FR0010823401		114.660		3	9 816	3	9 816
417 AMUNDI ETF SHORT GOVT BOND EUROMTS 5-7	ETFS	S58	FR0010823443		109.770		-	-	-	-
418 AMUNDI ETF SHORT GOVT BOND EUROMTS 7-10	ETFS	S71	FR0010823450		107.530		1	1 935	1	1 935
ETC										
419 ETFS AGRICULTURE DJ-UBSCI	ETC	AIGA	GB00B15KYH63	4.300	4.463	3.8%	440	14 095 616	2 274	69 747 107
420 ETFS ALL COMMODITIES DJ-UBSCI	ETC	AIGC	GB00B15KY989	10.320	10.660	3.3%	181	2 487 144	712	17 083 500
421 ETFS ENERGY DJ-UBSCI	ETC	AIGE	GB00B15KY802	9.255	9.675	4.5%	135	850 760	416	5 296 627
422 ETFS EX-ENERGY DJ-UBSCI	ETC	AIGX	GB00B15KY026	7.950	8.175	2.8%	30	307 960	53	710 260
423 ETFS GRAINS DJ-UBSCI	ETC	AIGG	GB00B15KYL00	3.233	3.435	6.3%	87	431 616	384	1 817 195
424 ETFS INDUSTRIAL METALS DJ-UBSCI	ETC	AIGI	GB00B15KYG56	14.110	13.750	-2.5%	646	9 827 938	1 798	28 386 282
425 ETFS LIVESTOCK DJ-UBSCI	ETC	AIGL	GB00B15KYK92	2.873	2.960	3.0%	25	197 298	93	628 927
426 ETFS PETROLEUM DJ-UBSCI	ETC	AIGO	GB00B15KYC19	20.340	21.540	5.9%	198	2 377 092	770	6 335 842
427 ETFS PRECIOUS METALS DJ-UBSCI	ETC	AIGP	GB00B15KYF40	12.670	13.670	7.9%	71	1 002 506	243	11 835 277
428 ETFS SOFTS DJ-UBSCI	ETC	AIGS	GB00B15KYJ87	4.123	4.013	-2.7%	19	516 054	101	2 938 736
429 ETFS ALUMINIUM	ETC	ALUM	GB00B15KXN58	4.298	4.163	-3.1%	782	7 119 508	2 496	24 033 525
430 ETFS BRENT 1MTH OIL SECURITIES	ETC	OILB	GB00B0CTWC01	34.980	37.550	7.3%	604	9 281 307	2 848	44 911 646
431 ETFS COFFEE	ETC	COFF	GB00B15KXP72	1.930	1.928	-0.1%	348	2 012 736	1 199	6 787 771
432 ETFS COPPER	ETC	COPA	GB00B15KX089	30.080	28.600	-4.9%	735	7 319 079	3 095	38 133 435
433 ETFS CORN	ETC	CORN	GB00B15KXS04	0.898	0.950	5.8%	893	8 675 059	4 182	35 892 190
434 ETFS COTTON	ETC	COTN	GB00B15KXT11	1.428	1.472	3.1%	283	2 481 027	1 200	10 580 187
435 ETFS CRUDE OIL	ETC	CRUD	GB00B15KXV33	20.470	21.590	5.5%	1 846	25 916 259	10 492	155 957 070
436 ETFS GASOLINE	ETC	UGAS	GB00B15KXW40	25.250	26.990	5.7%	102	516 526	417	2 673 102
437 ETFS GOLD	ETC	BULL	GB00B15KXX56	11.060	11.910	7.7%	861	13 907 439	3 071	49 006 266
438 ETFS HEATING OIL	ETC	HEAT	GB00B15KXY63	14.380	15.580	8.3%	67	1 659 578	220	2 825 213
439 ETFS LEAN HOGS	ETC	HOGS	GB00B15KXZ70	0.880	0.918	4.3%	256	2 118 233	965	7 238 599
440 ETFS LIVE CATTLE	ETC	CATL	GB00B15KY096	5.235	5.365	2.5%	84	746 214	360	3 548 043
441 ETFS NATURAL GAS	ETC	NGAS	GB00B15KY104	0.284	0.288	1.4%	8 593	93 341 538	30 309	309 526 611
442 ETFS NICKEL	ETC	NICK	GB00B15KY211	21.670	22.770	5.1%	1 770	20 886 237	5 147	57 325 379
443 ETFS SILVER	ETC	SLVR	GB00B15KY328	15.140	16.410	8.4%	203	1 514 398	978	12 912 837
444 ETFS SOYBEAN OIL	ETC	SOYO	GB00B15KY435	4.975	5.115	2.8%	48	375 198	215	3 298 199
445 ETFS SOYBEANS	ETC	SOYB	GB00B15KY542	10.840	11.700	7.9%	179	3 813 752	635	7 533 979
446 ETFS SUGAR	ETC	SUGA	GB00B15KY658	10.890	9.550	-12.3%	3 517	24 772 555	7 791	58 189 552
447 ETFS WHEAT	ETC	WEAT	GB00B15KY765	1.318	1.406	6.7%	1 059	10 313 131	4 170	33 154 640
448 ETFS WTI 2MTH OIL SECURITIES	ETC	OILW	GB00B0CTWK84	40.780	43.450	6.5%	116	2 509 313	594	11 038 861
449 ETFS ZINC	ETC	ZINC	GB00B15KY872	6.885	6.740	-2.1%	626	5 286 685	2 443	20 763 575
450 ETFS GOLD BULLION SECURITIES	ETC	GBS	GB00B00FH282	80.560	86.610	7.5%	1 684	40 184 085	5 136	120 168 777
451 ETFS PHYSICAL PLATINUM	ETC	PHPT	JE00B1VS2W53	119.590	129.110	8.0%	778	10 074 685	2 528	37 233 118
452 ETFS PHYSICAL PALLADIUM	ETC	PHPD	JE00B1VS3002	34.810	40.930	17.6%	1 709	14 720 659	4 001	31 697 056
453 ETFS PHYSICAL SILVER	ETC	PHAG	JE00B1VS3333	12.730	13.900	9.2%	801	11 569 346	3 157	50 422 652
454 ETFS PHYSICAL GOLD	ETC	PHAU	JE00B1VS3770	81.370	87.710	7.8%	2 150	106 051 283	6 306	244 869 295
455 ETFS PHYSICAL PM BASKET	ETC	PHPM	JE00B1VS3W29	66.830	72.910	9.1%	2993	1 482 116	987	6 628 826
456 ETFS FORWARD GRAINS DJ-UBSCI-F3	ETC	GRAF	JE00B24DMN53	5.385	5.770	7.1%	12	142 837	71	551 540
457 ETFS FORWARD NATURAL GAS	ETC	NGAF	JE00B24DM351	6.780	6.945	2.4%	118	838 356	431	2 730 201
458 ETFS FORWARD LIVESTOCK DJ-UBSCI-F3	ETC	FLIV	JE00B24DMM47	11.760	12.200	3.7%	3	8 746	6	15 148
459 ETFS FORWARD ALL COMMODITIES DJ-UBSCI-F3	ETC	FAIG	JE00B24DMC49	20.010	20.880	4.3%	10	46 866	26	893 566
460 ETFS FORWARD SOFTS DJ-UBSCI-F3	ETC	SOFF	JE00B24DML30	6.680	6.690	0.1%	4	38 069	18	134 359
461 ETFS FORWARD AGRICULTURE DJ-UBSCI-F3	ETC	FAGR	JE00B24DMK23	7.130	7.480	4.9%	62	470 866	192	1 177 017
462 ETFS FORWARD ENERGY DJ-UBSCI-F3	ETC	ENEF	JE00B24DMD55	32.220	34.400	6.8%	2	24 145	7	84 790
463 ETFS FORWARD PETROLEUM DJ-UBSCI-F3	ETC	FPET	JE00B24DMF79	50.950	55.330	8.6%	35	232 074	94	1 096 616
464 ETFS FORWARD EX-ENERGY DJ-UBSCI-F3	ETC	EXEF	JE00B24DMG86	13.180	13.610	3.3%	3	48 092	13	107 434
465 ETFS FORWARDIndustr METALS DJ-UBSCI-F3	ETC	FIND	JE00B24DMJ18	20.140	19.720	-2.1%	26	391 347	87	750 075
466 ETFS SHORT ALL COMMODITIES DJ-UBSCI	ETC	SALL	JE00B24DKT75	48.250	48.120	-0.3%	6	66 696	43	577 859
467 ETFS LEVERAGED PLATINUM	ETC	LPLA	JE00B2NFX134	16.800	19.100	13.7%	552	5 566 918	1 733	16 165 568
468 ETFS LEVERAGED WHEAT	ETC	LWEA	JE00B2NFTX18	2.188	2.433	11.2%	1 895	12 779 493	8 403	54 551 821
469 ETFS SHORT ALUMINIUM	ETC	SALU	JE00B24DK421	43.550	45.960	5.5%	80	778 766	313	3 008 769
470 ETFS LEVERAGED SILVER	ETC	LSIL	JE00B2NFTS64	16.080	18.610	15.7%	846	11 372 835	4 301	39 353 045
471 ETFS SHORT COPPER	ETC	SCOP	JE00B24DK645	26.240	27.980	6.6%	334	4 460 936	1 686	13 549 349
472 ETFS LEVERAGED NATURAL GAS	ETC	LNGA	JE00B2NFTQ41	0.533	0.524	-1.7%	18 241	126 442 188	66 653	470 748 879
473 ETFS LEVERAGED GOLD	ETC	LBUL	JE00B2NFTL95	37.620	42.860	13.9%	627	7 190 926	2 373	30 197 657
474 ETFS SHORT CRUDE OIL	ETC	SOIL	JE00B24DK975	44.770	43.680	-2.4%	1 565	21 059 590	5 508	69 311 442
475 ETFS LEVERAGED CRUDE OIL	ETC	LOIL	JE00B2NFTJ73	4.238	4.615	8.9%	2 121	19 689 075	14 897	127 123 632
476 ETFS SHORT GOLD	ETC	SBUL	JE00B24DKC09	27.150	26.030	-4.1%	300	2 442 739	1 780	21 626 256
477 ETFS LEVERAGED COPPER	ETC	LCOP	JE00B2NFTF36	17.830	15.920	-10.7%	691	5 057 439	3 464	27 499 520
478 ETFS LEVERAGED ALUMINIUM	ETC	LALU	JE00B2NFTC05	10.810	9.945	-8.0%	876	4 819 002	2 283	16 894 582
479 ETFS SHORT NATURAL GAS	ETC	SNGA	JE00B24DKH53	114.560	113.990	-0.5%	929	18 344 284	3 272	40 266 648
480 ETFS LEVERAGED ALL COMMODITIES DJ-UBSCI	ETC	LALL	JE00B2NFX571	11.540	12.120	5.0%	51	249 440	225	967 438
481 ETFS LEVERAGED AGRICULTURE DJ-UBSCI	ETC	LAGR	JE00B2NFT427	10.680	11.460	7.3%	170	1 352 229	487	3 918 934
482 ETFS SHORT SILVER	ETC	SSIL	JE00B24DKK82	24.970	23.630	-5.4%	109	1 314 568	426	3 388 157
483 ETFS SHORT WHEAT	ETC	SWEA	JE00B24DKR51	72.150	69.020	-4.3%	29	675 936	91	1 893 108
484 ETFS SHORT PLATINUM	ETC	SPLA	JE00B2NFT195	36.030	34.510	-4.2%	41	228 236	206	1 335 297
485 ETFS SHORT AGRICULTURE DJ-UBSCI	ETC	SAGRI	JE00B24DL056	49.330	48.850	-1.0%	4	298 814	12	333 198
TOTALE							308 798	6 879 791 359	1 110 626	24 153 694 469

ANDAMENTO SCAMBI PER SOGLIE DI CONTROVALORE

SOGLIE DI CONTROVALORE		MARZO 2010		APRILE 2010		ANNO 2010			
		Contratti	ML di euro	Contratti	ML di euro	Contratti	% TOT	ML di euro	% TOT
-	500	21 376	5.5	26 114	5.8	91 174	8.2%	21.5	0.1%
500	1 000	20 751	15.4	21 392	15.8	78 979	7.1%	58.6	0.2%
1 000	2 000	37 049	54.3	40 478	59.0	148 279	13.4%	216.8	0.9%
2 000	3 000	26 013	64.3	28 937	71.5	104 336	9.4%	256.6	1.1%
3 000	4 000	20 130	69.7	21 883	75.3	80 178	7.2%	278.1	1.2%
4 000	5 000	16 466	74.2	18 493	83.9	66 410	6.0%	299.4	1.2%
5 000	6 000	15 262	83.3	16 067	87.4	58 867	5.3%	320.2	1.3%
6 000	7 000	8 445	54.8	10 019	64.7	32 475	2.9%	210.3	0.9%
7 000	8 000	6 713	50.2	7 160	53.5	28 148	2.5%	210.8	0.9%
8 000	9 000	7 388	62.7	8 055	68.9	27 367	2.5%	232.4	1.0%
9 000	10 000	6 449	61.9	7 673	73.4	27 182	2.4%	260.6	1.1%
10 000	15 000	25 549	315.8	27 571	339.9	99 711	9.0%	1 223.0	5.1%
15 000	20 000	13 131	227.1	14 503	250.5	54 922	4.9%	948.4	3.9%
20 000	25 000	8 651	191.7	9 485	211.6	33 865	3.0%	751.5	3.1%
25 000	30 000	6 161	169.3	6 500	179.2	23 013	2.1%	632.6	2.6%
30 000	35 000	4 387	142.7	5 222	168.9	17 376	1.6%	562.4	2.3%
35 000	40 000	3 445	128.3	3 852	143.7	14 170	1.3%	530.6	2.2%
40 000	45 000	2 856	120.9	2 823	120.1	11 285	1.0%	477.9	2.0%
45 000	50 000	2 050	97.9	2 566	122.0	8 701	0.8%	414.9	1.7%
50 000	75 000	7 323	448.8	8 385	509.5	29 400	2.6%	1 793.9	7.4%
75 000	100 000	4 707	403.2	5 513	479.5	18 980	1.7%	1 639.3	6.8%
100 000	125 000	3 312	370.1	3 592	403.4	13 073	1.2%	1 460.7	6.0%
125 000	150 000	1 978	274.3	2 021	279.1	9 213	0.8%	1 264.5	5.2%
150 000		7 897	2 381.1	10 494	3 013.3	33 522	3.0%	10 088.7	41.8%
TOTALE		277 489	5 867.4	308 798	6 879.8	1 110 626		24 153.7	

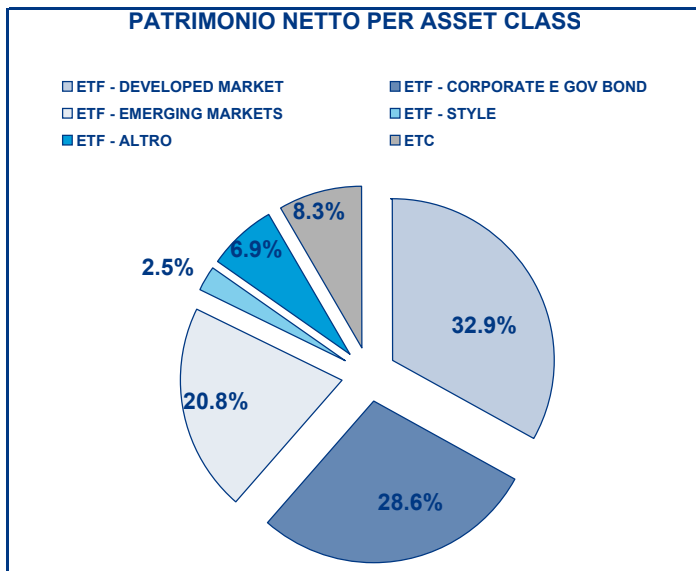
EVOLUZIONE SCAMBI



FOCUS

MESE	ETF PIU' SCAMBIATO PER CONTROVALORE		ETF PIU' SCAMBIATO PER CONTRATTI	
	COD. ALFA	EURO	COD. ALFA	NUMERO
APRILE	XBRMIB	410 362 290	XBRMIB	29 101
MAGGIO	XBRMIB	378 024 568	XBRMIB	31 777
GIUGNO	LEONIA	359 735 004	XBRMIB	22 718
LUGLIO	XBRMIB	432 277 872	XBRMIB	28 293
AGOSTO	LEVMI	378 528 076	XBRMIB	22 950
SETTEMBRE	XBRMIB	569 463 778	XBRMIB	30 084
OTTOBRE	XBRMIB	697 186 945	XBRMIB	38 810
NOVEMBRE	XBRMIB	675 952 669	XBRMIB	35 201
DICEMBRE	XBRMIB	347 472 099	XBRMIB	19 582
GENNAIO 2010	XBRMIB	462 424 020	XBRMIB	25 764
FEBBRAIO	XBRMIB	745 194 115	XBRMIB	37 501
MARZO	XBRMIB	520 770 821	XBRMIB	27 007
APRILE	XBRMIB	688 925 674	XBRMIB	32 451

PATRIMONIO NETTO PER ASSET CLASS



SPREAD PER SOGLIE DI LIQUIDITA'

	SPREAD PER SOGLIE DI LIQUIDITA'							
	BBO		5 000 €		15 000 €		25 000 €	
	SPREAD	% RILEVAZ	SPREAD	% RILEVAZ	SPREAD	% RILEVAZ	SPREAD	% RILEVAZ
ETF - DEVELOPED MARKET	0.13%	99.91%	0.13%	99.88%	0.13%	99.86%	0.13%	99.83%
AZIONARIO ITALIA	0.06%	99.98%	0.06%	99.97%	0.06%	99.97%	0.06%	99.97%
AZIONARIO EUROPA	0.16%	99.87%	0.16%	99.83%	0.17%	99.80%	0.17%	99.80%
AZIONARIO EUROPA (AREA EURO)	0.10%	99.97%	0.10%	99.96%	0.10%	99.92%	0.10%	99.87%
AZIONARIO GERMANIA	0.05%	100.00%	0.05%	100.00%	0.05%	100.00%	0.05%	100.00%
AZIONARIO MONDO	0.16%	99.95%	0.17%	99.93%	0.17%	99.89%	0.17%	99.86%
AZIONARIO PACIFICO	0.20%	99.96%	0.21%	99.95%	0.22%	99.93%	0.23%	99.93%
AZIONARIO SHORT (SVILUPPATI)	0.13%	100.00%	0.14%	99.99%	0.14%	99.97%	0.14%	99.92%
AZIONARIO SVIZZERA	0.20%	99.87%	0.19%	99.68%	0.19%	99.67%	0.19%	99.56%
AZIONARIO UNITED KINGDOM	0.14%	99.97%	0.14%	99.97%	0.14%	99.97%	0.14%	99.97%
AZIONARIO NORD AMERICA	0.10%	99.88%	0.10%	99.86%	0.10%	99.86%	0.10%	99.82%
BUYWRITE - COVERED CALL	1.41%	94.17%	1.42%	92.75%	1.44%	92.73%	1.44%	92.65%
FONDAMENTALI	0.66%	97.60%	0.67%	96.02%	0.68%	95.05%	0.68%	94.49%
LEVERAGED LONG	0.13%	99.98%	0.13%	99.98%	0.13%	99.93%	0.13%	99.85%
PROTECTIVE PUT	0.86%	97.52%	0.84%	96.23%	0.85%	95.48%	0.86%	95.42%
SEMI-ATTIVI	0.09%	100.00%	0.09%	100.00%	0.09%	99.99%	0.10%	99.99%
ETF - EMERGING MARKETS	0.19%	99.98%	0.19%	99.96%	0.21%	99.91%	0.21%	99.79%
AZIONARIO CINA	0.12%	99.99%	0.12%	99.99%	0.13%	99.96%	0.14%	99.59%
AZIONARIO EST EUROPA	0.23%	100.00%	0.24%	99.97%	0.25%	99.89%	0.26%	99.83%
AZIONARIO MERCATI EMERGENTI	0.20%	99.98%	0.21%	99.94%	0.22%	99.89%	0.23%	99.85%
ETF - CORPORATE GOVERNMENT BONDS	0.09%	99.12%	0.10%	99.03%	0.10%	98.80%	0.10%	98.73%
LIQUIDITA'	0.03%	97.80%	0.02%	97.52%	0.02%	96.74%	0.02%	96.73%
OBBLIGAZIONARIO CORPORATE (EURO)	0.08%	99.97%	0.08%	99.97%	0.09%	99.97%	0.09%	99.97%
OBBLIGAZIONARIO CORPORATE (USD)	0.22%	100.00%	0.24%	100.00%	0.27%	99.73%	0.28%	99.46%
OBBLIGAZIONARIO SHORT	0.14%	99.30%	0.15%	99.29%	0.16%	99.24%	0.16%	98.33%
TITOLI DI STATO (EMERGENTI)	0.18%	100.00%	0.21%	100.00%	0.24%	99.53%	0.26%	98.34%
TITOLI DI STATO (EURO)	0.12%	99.21%	0.12%	99.15%	0.12%	99.02%	0.13%	98.96%
TITOLI DI STATO (NON EURO)	0.25%	98.52%	0.25%	98.39%	0.25%	98.25%	0.25%	98.25%
TITOLO DI STATO (GLOBALE)	0.37%	99.11%	0.38%	99.06%	0.41%	98.98%	0.42%	98.84%
ETF - STYLE	0.23%	99.84%	0.23%	99.78%	0.24%	99.73%	0.24%	99.70%
AZIONARIO MID CAP	0.22%	99.93%	0.22%	99.76%	0.22%	99.66%	0.22%	99.60%
AZIONARIO SMALL CAP	0.44%	99.23%	0.44%	98.99%	0.44%	98.92%	0.45%	98.88%
STYLE	0.18%	99.98%	0.19%	99.97%	0.20%	99.93%	0.20%	99.90%
ETF - ALTRO	0.25%	98.66%	0.26%	98.49%	0.26%	98.38%	0.27%	98.33%
AZIONARIO INDICI SETTORIALI	0.16%	99.99%	0.17%	99.97%	0.17%	99.95%	0.17%	99.94%
COMMODITIES	0.26%	99.60%	0.27%	99.34%	0.27%	99.10%	0.27%	99.04%
INDICI DI CREDITO	0.22%	83.87%	0.22%	83.87%	0.22%	83.87%	0.22%	83.87%
PRIVATE EQUITY	0.69%	99.57%	0.76%	99.37%	0.80%	99.17%	0.81%	99.10%
REAL ESTATE	0.34%	99.83%	0.37%	99.74%	0.39%	99.55%	0.39%	99.28%
TEMATICI	0.55%	99.59%	0.56%	98.69%	0.59%	98.30%	0.60%	98.18%
ETF	0.14%	99.59%	0.15%	99.53%	0.15%	99.42%	0.16%	99.36%

I dati sono ottenuti mediante osservazioni del book a 5 livelli effettuate ogni cinque minuti durante i giorni di negoziazione del mese oggetto di analisi.

Market Spread: è la differenza tra il prezzo in acquisto e quello in vendita, divisi per la loro media semplice, a cui è risultato possibile effettuare una transazione per ogni importo d'investimento analizzato.

% Rilevaz: è la percentuale sul totale delle osservazioni nelle quali sarebbe possibile effettuare una transazione per ciascun importo d'investimento oggetto di analisi.

La media indicata per ciascuna asset class è la media ponderata sugli Asset Under Management depositati in Monte Titoli di ciascun ETF.

Novità del mese

London Stock Exchange Group ha vinto per il terzo anno consecutivo l'ETF Global Award come Borsa valori europea con il maggior numero di contratti realizzati durante il 2009.

La costante crescita del mercato ETFplus si è confermata anche nel mese di aprile che si è caratterizzato per una lunga serie di record:

- il 28 aprile 2010 è stato raggiunto il più alto numero di contratti realizzati in una singola seduta, pari a 29.691, +9,8% rispetto al precedente record (27.043 contratti - 5 febbraio 2010);
- la media giornaliera dei contratti nel mese è stata pari a 15.440, +10,52% rispetto al precedente record di 13.971 di ottobre 2009;
- il controvalore medio giornaliero degli scambi nel mese ha oltrepassato per la prima volta la soglia dei 300 mln di euro (€344 mln), segnando un +16,46% rispetto al precedente record pari a 295,4 milioni di euro di febbraio 2010.

Sotto il profilo delle nuove quotazioni il trend di crescita è confermato, infatti nel solo mese di aprile sono stati ammessi ben 24 ETF indicizzati e 13 ETF strutturati. Per quanto riguarda gli emittenti PowerShares ha lanciato un nuovo ETF, Amundi 28, iShares 1 e db x-trackers 7.

Markets Analysis

Piazza Affari, 6 - 20123 Milano

T +39 02 72426.478 | Fax +39 02 8646.4323

e-mail: research@borsaitaliana.it

www.borsaitaliana.it



Borsa Italiana

London Stock Exchange Group

La pubblicazione del presente documento non costituisce attività di sollecitazione del pubblico risparmio da parte di Borsa Italiana S.p.A. e non costituisce alcun giudizio, da parte della stessa, sull'opportunità dell'eventuale investimento descritto. Il presente documento non è da considerarsi esaustivo ma ha solo scopi informativi. I dati in esso contenuti possono essere utilizzati per soli fini personali. Borsa Italiana non deve essere ritenuta responsabile per eventuali danni, derivanti anche da imprecisioni e/o errori, che possano derivare all'utente e/o a terzi dall'uso dei dati contenuti nel presente documento.

I marchi Borsa Italiana, IDEM, MOT, MTA, STAR, SeDeX, MIB, , IDEX, Bit Club, Academy, MiniFIB, DBM, EuroMOT, Market Connect, NIS, Borsa Virtuale, ExtraMOT, MIV, nonché il marchio figurativo costituito da tre losanghe in obliquo sono di proprietà di Borsa Italiana S.p.A.

Il marchio FTSE è di proprietà di London Stock Exchange plc e di Financial Times Limited ed è utilizzato da FTSE International Limited sotto licenza.

Il marchio London Stock Exchange ed il relativo logo, nonché il marchio AIM sono di proprietà di London Stock Exchange plc.

I suddetti marchi, nonché gli ulteriori marchi di proprietà del Gruppo London Stock Exchange, non possono essere utilizzati senza il preventivo consenso scritto della società del Gruppo proprietaria del marchio.

La società Borsa Italiana e le società dalla stessa controllate sono sottoposte all'attività di direzione e coordinamento di London Stock Exchange Group Holdings (Italy) Ltd - Italian branch.

©Aprile 2010 Borsa Italiana S.p.A. Tutti i diritti sono riservati.