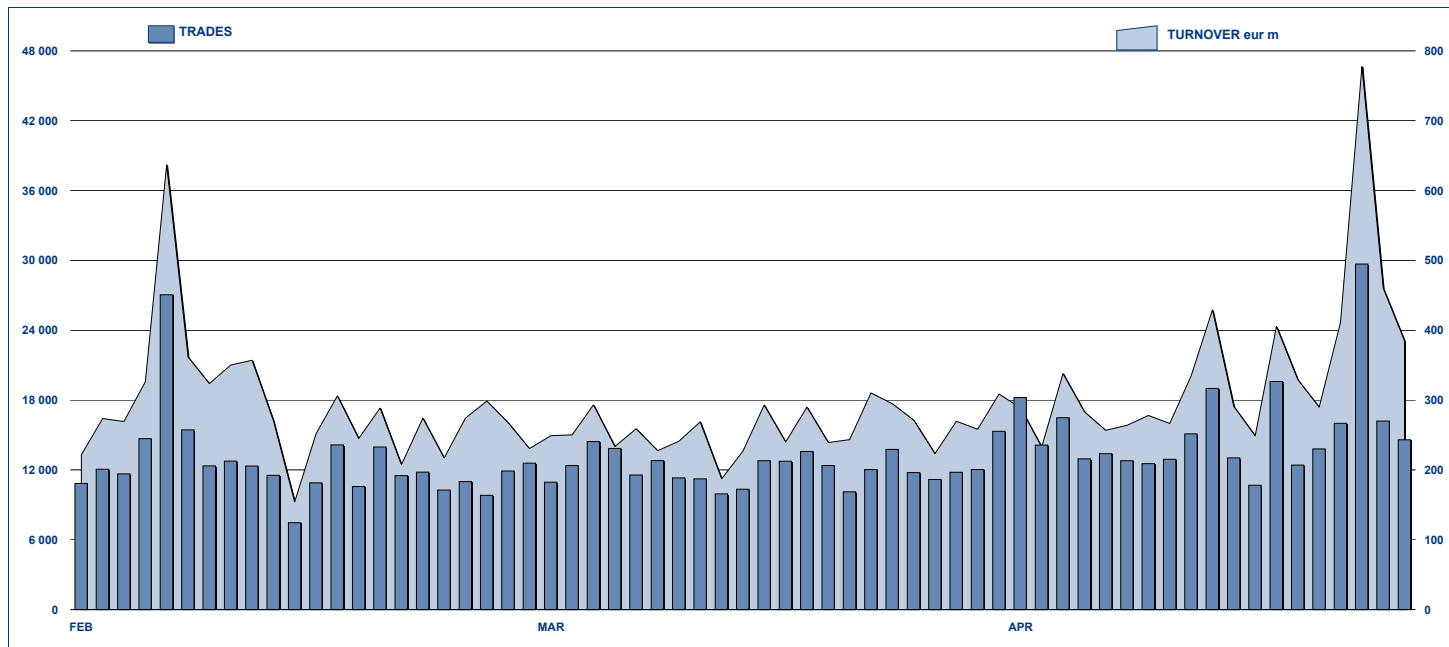


## ETFPLUS DAILY TURNOVER



## MAIN INDICATORS

	LISTED INSTRUMENT				TRADING					
	LISTED	MONTH	AUM in MT		MARCH 2010		APRIL 2010		JAN - APR 2010	
	END OF MONTH	NEW LISTED	eur m	eur m	Trades	Turnover eur m	Trades	Turnover eur m	Trades	Turnover eur m
ETF - DEVELOPED MARKET	136	10	5 726.82	5 743.24	106 131	2 969.55	123 248	3 626.20	450 765	12 422.66
ETF - CORPORATE E GOV BOND	77	8	4 870.88	4 983.29	18 307	798.54	17 442	834.61	66 329	3 301.92
ETF - EMERGING MARKETS	61	2	3 462.72	3 632.55	74 022	1 144.51	83 046	1 273.86	285 139	4 496.94
ETF - STYLE	23	-	438.55	437.53	3 114	50.20	3 212	55.88	11 309	204.12
OTHERS	121	17	1 140.94	1 200.88	16 278	288.00	19 889	382.09	66 197	1 246.69
ETC/ETN	67		1 273.59	1 440.08	59 637	616.57	61 961	707.15	230 887	2 481.38
<b>TOTAL</b>	<b>485</b>	<b>37</b>	<b>16 913.51</b>	<b>17 437.56</b>	<b>277 489</b>	<b>5 867.37</b>	<b>308 798</b>	<b>6 879.79</b>	<b>1 110 626</b>	<b>24 153.69</b>

### MOST TRADED IN THE MONTH BY TRADES AND RELATIVE SPREAD

Name	Alphab.	ISIN	TRADES		SPREAD	
			number	% TOT	BBO	25 000 €
1 LYXOR ETF XBEAR FTSE MIB	XBRMIB	FR0010446666	32 451	10.5%	0.07%	0.08%
2 LYXOR ETF LEVERAGED FTSE MIB	LEVMIIB	FR0010446658	22 977	7.4%	0.10%	0.10%
3 ETFs LEVERAGED NATURAL GAS	LNGA	JE00B2NFTQ41	18 241	5.9%	0.25%	0.31%
4 LYXOR ETF MSCI INDIA (A)	INDI	FR0010361683	13 265	4.3%	0.13%	0.16%
5 LYXOR ETF CHINA	CINA	FR0010204081	9 131	3.0%	0.09%	0.11%
6 ISHARES FTSE BRIC 50	BR50	IE00B1W57M07	8 639	2.8%	0.17%	0.21%
7 ETFs NATURAL GAS	NGAS	GB00B15KY104	8 593	2.8%	0.23%	0.26%
8 LYXOR ETF FTSE MIB	ETFMIB	FR0010010827	7 856	2.5%	0.05%	0.05%
9 LYXOR ETF BRAZIL (IBOVESPA) (A)	BRA	FR0010408799	6 935	2.2%	0.15%	0.19%
10 ISHARES S&P 500	IUSA	IE0031442068	5 756	1.9%	0.06%	0.06%

### MOST TRADED IN THE MONTH BY TURNOVER AND RELATIVE SPREAD

Name	Alphab.	ISIN	TURNOVER		SPREAD	
			ML di €	% TOT	BBO	25 000 €
1 LYXOR ETF XBEAR FTSE MIB	XBRMIB	FR0010446666	689	10.0%	0.07%	0.08%
2 LYXOR ETF LEVERAGED FTSE MIB	LEVMIIB	FR0010446658	516	7.5%	0.10%	0.10%
3 ISHARES DJ EURO STOXX 50	EUE	IE0008471009	254	3.7%	0.06%	0.07%
4 LYXOR ETF FTSE MIB	ETFMIB	FR0010010827	214	3.1%	0.05%	0.05%
5 LYXOR ETF LEVDAX	DAXLEV	LU0252634307	193	2.8%	0.09%	0.10%
6 ISHARES S&P 500	IUSA	IE0031442068	186	2.7%	0.06%	0.06%
7 LYXOR ETF MSCI INDIA (A)	INDI	FR0010361683	157	2.3%	0.13%	0.16%
8 LYXOR ETF CHINA	CINA	FR0010204081	153	2.2%	0.09%	0.11%
9 ETFs LEVERAGED NATURAL GAS	LNGA	JE00B2NFTQ41	126	1.8%	0.25%	0.31%
10 DB X-TRACKERS DJEUSTXX50 SHORT XSSX	LU0292106753		117	1.7%	0.10%	0.10%

### MOST TRADED IN THE YEAR BY TURNOVER AND RELATIVE SPREAD

Name	Alphab.	ISIN	TRADES		SPREAD	
			number	% TOT	BBO	25 000 €
1 LYXOR ETF XBEAR FTSE MIB	XBRMIB	FR0010446666	122 723	11.0%	0.08%	0.09%
2 LYXOR ETF LEVERAGED FTSE MIB	LEVMIIB	FR0010446658	89 414	8.1%	0.12%	0.13%
3 ETFs LEVERAGED NATURAL GAS	LNGA	JE00B2NFTQ41	66 653	6.0%	0.26%	0.32%
4 LYXOR ETF MSCI INDIA (A)	INDI	FR0010361683	43 612	3.9%	0.16%	0.20%
5 LYXOR ETF CHINA	CINA	FR0010204081	33 842	3.0%	0.11%	0.14%
6 LYXOR ETF FTSE MIB	ETFMIB	FR0010010827	31 151	2.8%	0.07%	0.07%
7 ETFs NATURAL GAS	NGAS	GB00B15KY104	30 309	2.7%	0.24%	0.27%
8 LYXOR ETF BRAZIL (IBOVESPA) (A)	BRA	FR0010408799	29 531	2.7%	0.18%	0.23%
9 ISHARES MSCI BRAZIL	IBZL	IE00B0M63516	26 680	2.4%	0.17%	0.21%
10 ISHARES MSCI EMERGING MARKETS	IEEM	IE00B0M63177	20 749	1.9%	0.13%	0.15%

### MOST TRADED IN THE YEAR BY TRADES AND RELATIVE SPREAD

Name	Alphab.	ISIN	TURNOVER		SPREAD	
			ML di €	% TOT	BBO	25 000 €
1 LYXOR ETF XBEAR FTSE MIB	XBRMIB	FR0010446666	2 417	10.0%	0.08%	0.09%
2 LYXOR ETF LEVERAGED FTSE MIB	LEVMIIB	FR0010446658	1 799	7.4%	0.12%	0.13%
3 LYXOR ETF FTSE MIB	ETFMIB	FR0010010827	796	3.3%	0.07%	0.07%
4 LYXOR ETF LEVDAX	DAXLEV	LU0252634307	731	3.0%	0.14%	0.15%
5 ISHARES DJ EURO STOXX 50	EUE	IE0008471009	718	3.0%	0.08%	0.09%
6 ISHARES S&P 500	IUSA	IE0031442068	632	2.6%	0.07%	0.07%
7 LYXOR ETF CHINA	CINA	FR0010204081	514	2.1%	0.11%	0.14%
8 LYXOR ETF EURO CASH	LEONIA	FR0010510800	506	2.1%	0.01%	0.01%
9 LYXOR ETF MSCI INDIA (A)	INDI	FR0010361683	484	2.0%	0.16%	0.20%
10 LYXOR ETF DJ EURO STOXX 50	MSE	FR0007054358	477	2.0%	0.11%	0.11%

## MAIN INDICATORS

Name	Segment	Alphab. Code	ISIN	Reference Price			Monthly Turnover		Turnover		
				31/03/2010	30/04/2010	variation %	trades	turnover €	JAN - APR 2010	trades	turnover €
				euro	euro						
<b>ETF</b>											
1 ISHARES DJ EURO STOXX 50	ETF	EUE	IE0008471009	29.330	28.210	-3.8%	4 606	254 059 059	17 010	717 880 021	
2 ISHARES DJ STOXX 50	ETF	EUN	IE0008470928	26.290	25.435	-3.3%	750	45 936 602	2 674	141 892 600	
3 LYXOR ETF DJ EURO STOXX 50	ETF	MSE	FR0007054358	29.400	28.440	-3.3%	2 642	107 188 979	12 622	477 368 180	
4 AMUNDI ETF S&P EUROPE 350 FUND	ETF	CASAME	IE0031091428	134.320	133.680	-0.5%	136	1 441 658	521	4 704 195	
5 AMUNDI ETF S&P EURO FUND	ETF	CASAMO	IE0031091642	144.150	140.630	-2.4%	32	390 201	201	1 969 606	
6 LYXOR ETF DOW JONES INDUSTRIAL AVERAGE	ETF	DJE	FR0007056841	81.250	84.750	4.3%	663	28 913 867	2 900	120 252 746	
7 LYXOR ETF NASDAQ-100	ETF	UST	IE0004855221	5.830	6.115	4.9%	1 795	24 641 429	5 204	68 135 888	
8 ISHARES S&P 500	ETF	IUSA	IE0031442068	8.650	9.028	4.4%	5 756	185 837 553	19 027	631 772 553	
9 POWERSHARES EQQQ FUND	ETF	EQQQ	IE0032077012	35.800	37.630	5.1%	1 620	46 340 818	5 605	184 461 762	
10 LYXOR ETF DJ GLOBAL TITANS 50	ETF	MGT	FR0007075494	17.390	17.550	0.9%	235	1 997 675	815	7 287 739	
11 LYXOR ETF FTSE MIB	ETF	ETFMIB	FR0010010827	22.911	21.706	-5.3%	7 856	214 257 516	31 151	795 895 311	
12 ISHARES FTSEUROFIRST 80	ETF	IEUR	IE0004855221	9.095	8.830	-2.9%	67	1 072 594	166	2 722 130	
13 ISHARES FTSEUROFIRST 100	ETF	IEUT	IE0030974079	21.945	21.595	-1.6%	34	1 122 666	108	4 244 710	
14 ISHARES EUR CORPORATE BOND	ETF	IBCX	IE0032523478	121.510	122.520	0.8%	2 285	85 687 742	9 074	454 917 914	
15 LYXOR ETF EUROMTS GLOBAL	ETF	EMG	FR0010028860	133.370	132.270	-0.8%	489	24 876 139	2 136	111 627 111	
16 LYXOR ETF EUROMTS 3-5Y	ETF	EM35	FR0010037234	129.270	128.340	-0.7%	1 257	53 887 496	4 336	262 919 782	
17 LYXOR ETF EUROMTS 10-15Y	ETF	EM1015	FR0010037242	137.700	135.140	-1.9%	302	22 355 559	1 020	61 319 310	
18 ISHARES MSCI JAPAN	ETF	IJPN	IE000202XK85	7.725	7.855	1.7%	3 194	75 850 433	12 027	274 552 377	
19 ISHARES FTSEXINHUA CHINA 25	ETF	FXC	IE000202XK85	88.460	88.110	-0.4%	5 147	74 190 871	19 024	267 070 883	
20 ISHARES DJ EUROSTOXX MIDCAP	ETF	DJMC	IE000202XK92	35.210	34.690	-1.5%	150	2 041 911	732	6 711 999	
21 ISHARES DJ EURO STOXX SMALLCAP	ETF	DJSC	IE000202XK00	23.670	23.930	1.1%	313	5 844 402	1 095	21 267 956	
22 LYXOR ETF MSCI EMU GROWTH	ETF	GMT	FR0010168765	71.090	70.750	-0.5%	155	7 560 219	475	10 481 038	
23 LYXOR ETF MSCI EMU VALUE	ETF	VAL	FR0010168781	112.490	109.020	-3.1%	137	2 372 867	481	6 097 829	
24 LYXOR ETF MSCI EMU SMALL CAP	ETF	MMS	FR0010168773	151.350	153.510	1.4%	169	3 434 823	533	8 248 649	
25 LYXOR ETF EUROMTS INFLATION LINKED	ETF	EMI	FR0010174292	118.750	118.250	-0.4%	1 153	16 097 804	5 086	125 421 859	
26 LYXOR ETF EUROMTS 1-3Y	ETF	EM13	FR0010222224	117.360	116.770	-0.5%	1 130	66 144 036	4 678	234 138 271	
27 LYXOR ETF EASTERN EUROPE	ETF	EST	FR0010204073	20.530	20.990	2.2%	1 108	18 589 567	3 099	48 786 283	
28 LYXOR ETF CHINA	ETF	CINA	FR0010204081	118.630	117.340	-1.1%	9 131	152 504 296	33 842	514 310 638	
29 LYXOR ETF JAPAN (TOPIX)	ETF	JPN	FR0010245514	77.940	79.360	1.8%	612	13 725 722	2 344	56 906 532	
30 ISHARES DJ EURO STOXX GROWTH	ETF	IDJG	IE0000M62V02	20.490	20.295	-1.0%	26	397 324	121	3 562 162	
31 ISHARES DJ EURO STOXX SELECT DIVIDEND	ETF	IDVY	IE0000M62S72	19.145	18.900	-1.3%	836	11 367 001	3 077	69 466 796	
32 ISHARES DJ EURO STOXX VALUE	ETF	IDJV	IE0000M62T89	21.900	20.990	-4.2%	63	1 386 363	248	4 443 913	
33 ISHARES FTSE/EPRU EUROPEAN PROPERTY FUND	ETF	IPRP	IE0000M63284	23.910	22.630	-5.4%	184	1 373 774	610	8 850 567	
34 ISHARES FTSE 100	ETF	ISF	IE0005042456	6.390	6.455	1.0%	745	45 997 403	2 206	101 519 094	
35 EASYETF FTSE EPRU EUROZONE	ETF	EEE	LU0192233062	165.490	166.680	-0.7%	45	1 012 287	201	2 232 625	
36 EASYETF S&P GSNE	ETF	GSNEEU	LU0230484932	154.780	158.260	2.2%	9	176 301	39	968 088	
37 LYXOR ETF COMMODITIES CRB	ETF	CRB	FR0010270033	19.500	20.130	3.2%	1 777	52 282 119	6 421	129 293 434	
38 LYXOR ETF MSCI EUROPE	ETF	MEU	FR0010261198	91.380	91.500	0.1%	1 335	42 201 617	3 948	90 410 426	
39 ISHARES MSCI EASTERN EUROPE	ETF	IEER	IE0000M63953	22.980	23.360	1.7%	717	10 145 518	2 125	27 103 882	
40 ISHARES MSCI AC FAR EAST EX-JAPAN	ETF	IFFF	IE0000M63730	29.390	30.380	3.4%	660	27 694 712	2 273	110 158 302	
41 ISHARES MSCI BRAZIL	ETF	IBZL	IE0000M63516	43.280	43.770	1.1%	5 726	79 389 388	26 680	349 118 632	
42 ISHARES MSCI EMERGING MARKETS	ETF	IEEM	IE0000M63177	29.160	30.070	3.1%	5 060	81 056 221	20 749	330 157 898	
43 ISHARES MSCI KOREA	ETF	IKOR	IE0000M63391	22.970	24.480	6.6%	752	13 469 588	2 257	49 217 306	
44 ISHARES MSCI TAIWAN	ETF	ITWN	IE0000M63623	23.400	24.330	4.0%	242	5 125 700	1 048	29 874 566	
45 ISHARES MSCI WORLD	ETF	IWRD	IE0000M62Q58	19.080	19.500	2.2%	685	26 773 754	2 212	112 328 365	
46 ISHARES EURO INFLATION LINKED BOND	ETF	IBCI	IE0000M62X26	180.960	181.740	0.4%	277	9 592 572	1 223	83 577 555	
47 ISHARES \$ CORPORATE BOND	ETF	LQDE	IE0032895942	74.510	76.880	3.2%	773	12 525 983	2 165	30 682 239	
48 ISHARES FTSE UK DIVIDEND PLUS	ETF	IKUD	IE0000M63060	8.170	8.390	2.7%	102	1 086 537	380	3 639 063	
49 LYXOR ETF MSCI USA	ETF	LUSA	FR0010296061	83.020	86.760	4.5%	1 028	43 972 797	2 743	76 768 714	
50 LYXOR ETF MSCI AC ASIA-PACIFIC EX JAPAN	ETF	AEJ	FR0010312124	31.680	32.370	2.2%	1 202	40 978 076	3 978	111 517 318	
51 LYXOR ETF MSCI WORLD	ETF	WLD	FR0010315770	89.450	91.420	2.2%	753	39 910 953	2 348	112 521 892	
52 EASYETF EUROSTOXX	ETF	ETX	FR0010230516	31.060	30.380	-2.2%	15	265 745	52	882 032	
53 LYXOR ETF RUSSIA (DJ RUSINDEX TITANS 10)	ETF	RUS	FR0010326140	29.730	30.460	2.5%	4 374	69 835 298	16 075	232 239 130	
54 ISHARES DJ ASIA/PACIFIC SELECT DIVIDEND	ETF	IAPD	IE00014X4T88	17.300	20.890	3.9%	381	2 251 987	1 315	8 260 999	
55 ISHARES MSCI NORTH AMERICA	ETF	INAA	IE00014X4M10	20.145	18.135	-4.6%	429	9 004 580	1 335	37 268 510	
56 ISHARES MSCI EUROPE EX UK	ETF	IEUX	IE00014X4N27	21.235	20.865	-1.7%	67	5 680 845	184	11 349 257	
57 ISHARES TREASURY BOND 1-3	ETF	IBTS	IE00014X4S71	95.880	97.880	2.1%	700	54 794 330	2 381	131 607 334	
58 ISHARES GOVERNMENT BOND 1-3	ETF	IBGS	IE00014X4Q57	137.130	137.200	0.1%	407	73 048 729	1 166	166 876 201	
59 LYXOR ETF TURKEY (DJ TURKEY TITANS 20)	ETF	TUR	FR0010326256	46.820	51.180	9.3%	1 975	24 383 963	5 335	62 968 863	
60 LYXOR ETF DJ STOXX 600 BANKS	ETF	BNK	FR0010345371	22.330	21.750	-2.6%	1 366	40 297 407	4 605	131 872 540	
61 LYXOR ETF DJ STOXX 600 CHEMICAL	ETF	CHM	FR0010345470	46.880	46.430	-1.0%	123	3 642 337	488	8 365 361	
62 LYXOR ETF DJ STOXX 600 CONSTR & MATERIAL	ETF	CST	FR0010345504	27.850	28.860	3.6%	148	1 621 770	410	4 440 104	
63 LYXOR ETF DJ STOXX 600 FOOD & BEVERAGE	ETF	FOO	FR0010344861	32.780	33.010	0.7%	376	4 557 146	1 196	17 195 180	
64 LYXOR ETF DJ STOXX 600 HEALTH CARE	ETF	HLT	FR0010344879	38.540	37.860	-1.8%	571	10 726 724	2 552	40 016 878	
65 LYXOR ETF DJ STOXX 600 INSURANCE	ETF	INS	FR0010344903	15.980	15.170	-5.1%	271	4 448 915	1 192	19 747 597	
66 LYXOR ETF DJ STOXX 600 MEDIA	ETF	MDA	FR0010344929	17.030	17.470	2.6%	133	2 144 947	309	7 146 522	
67 LYXOR ETF DJ STOXX 600 PERSO & HOUSEHOLD	ETF	PHG	FR0010344978	36.580	36.340	-0.7%	145	2 200 137	447	7 726 082	
68 LYXOR ETF DJ STOXX 600 RETAIL	ETF	RTA	FR0010344986	26.030	27.140	4.3%	29	151 031	139	1 040 387	
69 LYXOR ETF DJ STOXX 600 TECHNOLOGY	ETF	TNO	FR0010344796	21.520	20.960	-2.6%	619	9 468 909	1 521	27 640 111	
70 LYXOR ETF DJ STOXX 600 UTILITIES	ETF	UTI	FR0010344853	33.690	33.190	-1.5%	361	5 240 117	1 353	22 936 991	
71 LYXOR ETF COMMODITIES CRB NON-ENERGY (A)	ETF	CRBN	FR0010346205	16.670	17.010	2.0%	420	5 563 326	1 749	27 229 953	
72 LYXOR ETF DJ STOXX 600 AUTOMOBILES&PARTS	ETF	AUTP	FR0010344630	23.110	24.630	6.6%	159	1 041 665	480	6 223 385	
73 EASYETF S&P GSCI ULTRA LIGHT ENERGY	ETF	GSUEUR	LU0246046329	190.340	196.230	3.1%	21	654 664	62	2 228 581	
74 EASY ETF IBOXX LIQUID SOVER EXTRA SHORT	ETF	ISS	FR0010276923	154.390	154.440	0.0%	17	243 949	66	10 307 239	
75 EASY ETF IBOXX LIQUID SOVEREIGNS GLOBAL	ETF	ISM	FR0010276949	170.530	170.730	0.1%	10	67 597	36	3 773 392	
76 EASY ETF IBOXX LIQUID SOVEREIGNS LONG	ETF	ISL	FR0010276964	184.500	185.180	0.4%	10	4 677 086	26	9 244 105	
77 LYXOR ETF DAX	ETF	DAXX	LU0252633754	60.330	60.400	0.1%	2 139	112 724 870	7 705	401 451 694	
78 LYXOR ETF LEVDAX	ETFS	DAXLEV	LU0252634307	40.280	40.030	-0.6%	4 541	193 113 265	17 776	730 740 577	
79 LYXOR ETF HONG KONG (HSI) (A)	ETF	HK	FR0010361675	20.460	20.450	0.0%	550	26 177 870	1 819	73 725 947	
80 LYXOR ETF MSCI KOREA (A)	ETF	KOR	FR0010361691	31.680	33.530	6.5%	935	15 558 561	2 589	56 633 505	
81 LYXOR ETF DAXPLUS COVERED CALL	ETFS	DAXCC	LU0252635023	54.070	54.250	0.3%	12	52 750	52	244 568	
82 LYXOR ETF DJ STOXX600 OIL&GAS	ETF	OIL	FR0010344960	33.930	34.010	0.2%	841	17 056 337	2 567	51 168 388	
83 LYXOR ETF DJ STOXX 600 BASIC RESOURCES	ETF	BRES	FR0010345389	55.260	52.420	-5.1%	2 847	57 164 311	10 105	241 073 701	
84 LYXOR ETF DJ STOXX 600 FINANCIAL SERVICE	ETF	FINS	FR0010345363	23.910	24.450	2.3%	134	3 923 520	255	5 473 240	
85 LYXOR ETF DJ STOXX 600 INDUS GOOD & SERV											

## MAIN INDICATORS

Name	Segment	Alphab. Code	ISIN	Reference Price			Monthly Turnover		Turnover		
				31/03/2010	30/04/2010	variation %	trades	turnover €	JAN - APR 2010	trades	turnover €
				euro	euro				trades	turnover €	
101 ISHARES \$ TREASURY BOND 7-10	ETF	IBTM	IE00B1FZS798	123.540	125.650	1.7%	153	7 483 002	539	15 088 697	
102 ISHARES EURO GOVERNMENT BOND 3-5	ETF	IBGX	IE00B1FZS681	150.490	149.030	-1.0%	245	32 813 443	633	73 924 292	
103 ISHARES EURO GOVERNMENT BOND 7-10	ETF	IBGM	IE00B1FZS806	158.280	157.330	-0.6%	167	21 278 250	597	88 839 088	
104 ISHARES EURO GOVERNMENT BOND 15-30	ETF	IBGL	IE00B1FZS913	162.010	159.560	-1.5%	131	3 789 358	503	8 813 919	
105 ISHARES \$ TIPS	ETF	ITPS	IE00B1FZSC47	117.610	122.990	4.6%	74	3 460 509	251	11 412 593	
106 ISHARES FTSE EPRA/NAREIT ASIA PROPERTY	ETF	IASP	IE00B1FZS244	16.140	16.310	1.1%	153	765 372	567	3 391 155	
107 ISHARES FTSE EPRA/NAREIT DEVELOPED MKTS	ETF	IWDP	IE00B1FZS350	12.820	13.360	4.2%	173	1 566 567	459	6 712 779	
108 ISHARES FTSE EPRA/NAREIT US PROPERTY	ETF	IUSP	IE00B1FZSF77	12.360	13.520	9.4%	617	6 381 926	1 535	19 231 438	
109 ISHARES FTSE/MACQUARIE GLOB INFRASTR 100	ETF	INFR	IE00B1FZS467	16.400	16.400	0.0%	72	1 761 772	274	5 596 435	
110 ISHARES MSCI TURKEY	ETF	ITKY	IE00B1FZS574	26.750	28.950	8.2%	959	7 022 024	2 447	24 670 599	
111 ISHARES FTSE UK ALL STOCKS GILT	ETF	IJLT	IE00B1FZSB30	11.610	11.790	1.6%	174	1 033 473	772	8 116 097	
112 LYXOR ETF DJ EURO STOXX 50 BUYWRITE	ETFS	DJBW	FR0010389205	12.990	12.610	-2.9%	22	172 748	106	917 645	
113 LYXOR ETF PRIVEX (A)	ETF	PVX	FR0010407197	3.858	4.038	4.7%	279	1 490 550	617	2 723 730	
114 LYXOR ETF BRAZIL (IBOVESPA) (A)	ETF	BRB	FR0010408799	28.370	28.510	0.5%	6 935	79 532 624	29 531	323 679 860	
115 DB X-TRACKERS MSCI EMERGING MARKETS ETF	ETF	XMEM	LU0292107645	27.570	28.160	2.1%	489	33 843 113	1 890	168 024 060	
116 DB X-TRACKERS MSCI EM ASIA TRN INDEX ETF	ETF	XMAS	LU0292107991	24.880	25.660	3.1%	250	14 205 604	928	56 027 677	
117 DB X-TRACKERS MSCI EM LATAM TRN ETF	ETF	XMLA	LU0292108619	44.360	45.130	1.7%	219	15 518 470	721	59 072 856	
118 DB X-TRACKERS MSCI EM EMEA TRN INDEX ETF	ETF	XMEA	LU0292109005	23.920	24.330	1.7%	163	3 045 675	391	8 641 253	
119 DB X-TRACKERS MSCI TAIWAN TRN INDEX ETF	ETF	XMTW	LU0292109187	11.880	12.310	3.6%	116	8 915 819	420	32 587 806	
120 DB X-TRACKERS MSCI BRAZIL TRN INDEX ETF	ETF	XMBR	LU0292109344	49.500	50.050	1.1%	949	20 216 746	3 809	88 433 107	
121 DB X-TRACKERS S&P CNX NIFTY ETF	ETF	XNIF	LU0292109690	87.770	90.540	3.2%	255	13 718 793	996	49 892 312	
122 DB X-TRACKERS MSCI KOREA TRN INDEX ETF	ETF	XMKO	LU0292100046	35.710	38.120	6.7%	205	15 699 658	720	56 057 004	
123 DB X-TRACKERS FTSE/XINHUA CHINA 25 ETF	ETF	XX25	LU0292109886	22.260	22.220	-0.2%	1 198	21 807 148	4 169	98 646 701	
124 DB X-TRACKERS DJEUSTXX SELECT DIV 30 ETF	ETF	XD3E	LU0292095535	18.560	18.320	-1.3%	57	1 997 193	207	6 936 024	
125 DB X-TRACKERS DJSTXX GLOB SELECT DIV 100	ETF	XGSD	LU0292096186	19.860	20.210	1.8%	145	2 101 630	488	13 397 107	
126 DB X-TRACKERS DJSTXX600 BASIC RESOURCES	ETF	XSPR	LU0292100806	94.470	89.900	-4.8%	242	11 317 425	1 098	39 584 634	
127 DB X-TRACKERS DJ STOXX 600 OIL & GAS ETF	ETF	XSER	LU0292101796	61.200	61.180	0.0%	110	1 067 430	460	14 293 668	
128 DB X-TRACKERS DJSTXX600 HEALTH CARE ETF	ETF	XSDR	LU0292103222	53.660	52.680	-1.8%	50	831 310	212	7 734 751	
129 DB X-TRACKERS DJ STOXX 600 BANKS ETF	ETF	X57R	LU0292103651	40.780	39.770	-2.5%	263	9 742 486	972	27 232 665	
130 DB X-TRACKERS DJSTXX600 TELECOMMUNIC ETF	ETF	XSKR	LU0292104030	44.540	43.570	-2.2%	31	4 267 093	89	6 589 783	
131 DB X-TRACKERS DJ STOXX 600 TECHNOLOG ETF	ETF	X58R	LU0292104469	28.260	27.480	-2.8%	68	1 706 248	152	3 040 224	
132 DB X-TRACKERS DJ STOXX 600 UTILITIES ETF	ETF	X56R	LU0292104899	64.420	63.400	-1.6%	16	1 021 934	92	4 976 427	
133 DB X-TRACKERS DJ STOXX 600 INSURANCE ETF	ETF	X5IR	LU0292105193	24.930	23.620	-5.3%	40	2 366 898	119	4 149 680	
134 DB X-TRACKERS DJSTXX600 FOOD & BEVERAGE	ETF	X53R	LU0292105359	51.100	51.530	0.8%	79	3 984 075	228	7 217 302	
135 DB X-TRACKERS DJSTXX600 INDUSTRIAL GOODS	ETF	X5NR	LU0292106084	41.300	42.350	2.5%	56	2 459 142	208	5 253 870	
136 DB X-TRACKERS SHORTDAX DAILY ETF	ETFS	XSDX	LU0292106241	63.250	63.150	-0.2%	1 377	91 430 598	5 200	333 550 566	
137 DB X-TRACKERS DBLJC - OY BALANCED ETF	ETF	XDBC	LU0292106167	28.090	28.720	2.2%	91	5 770 601	362	9 146 209	
138 DB X-TRACKERS DJEUSTXX50 SHORT DAILY ETF	ETFS	XSSX	LU0292106753	34.600	35.690	3.2%	2 616	117 331 138	10 012	349 079 029	
139 LYXOR ETF MSCI EM LATIN AMERICA (A)	ETF	LATAM	FR0010410266	30.840	31.560	2.3%	790	11 214 300	2 831	39 335 467	
140 LYXOR ETF FTSE RAFI US 1000 (A)	ETF	RUSA	FR0010400804	39.040	40.920	4.8%	169	4 227 687	494	11 886 709	
141 LYXOR ETF FTSE RAFI EUROPE	ETF	REU	FR0010400770	45.610	45.410	-0.4%	45	344 576	135	1 046 812	
142 LYXOR ETF EUROMTS 15+Y	ETF	EM15	FR0010481093	122.100	121.930	-0.1%	119	7 366 573	384	13 413 999	
143 LYXOR ETF DAXPLUS PROTECTIVE PUT	ETFS	DAXPUT	LU0288030280	39.040	38.890	-0.4%	47	441 703	136	1 384 412	
144 LYXOR ETF LEVERAGED DJ EURO STOXX 50	ETFS	DJLEV	FR0010468983	17.630	16.410	-6.9%	3 886	82 960 276	14 743	319 559 028	
145 LYXOR ETF SOUTH AFRICA FTSE JSETOP40 (A)	ETF	SAFRI	FR0010464446	26.210	26.390	0.7%	1 588	14 288 205	4 895	54 106 188	
146 LYXOR ETF MSCI TAIWAN (B)	ETF	TWN	FR0010444786	6.710	6.940	3.4%	214	3 497 680	677	11 886 613	
147 LYXOR ETF EURO CASH	ETF	LEONIA	FR0010510800	105.735	105.755	0.0%	1 727	91 590 233	7 489	505 806 050	
148 JPMORGAN ETF GBI EMU	ETF	JGBEUG	FR0010476515	117.060	116.170	-0.8%	29	5 658 961	111	24 558 847	
149 POWERSHARES FTSE RAFI DEVELOPED 1000	ETF	PFX	IE00B23D8W74	8.835	9.035	2.3%	15	158 837	123	1 450 654	
150 POWERSHARES FTSE RAFI EUROPE FUND	ETF	PEF	IE00B23D8X81	7.400	7.365	-0.5%	31	304 187	105	1 476 468	
151 POWERSHARES FTSE RAFI SWITZERLAND FUND	ETF	PDI	IE00B23LNR19	7.195	6.970	-3.1%	16	56 697	57	666 574	
152 POWERSHARES FTSE RAFI EMERGING MARKETS	ETF	PEH	IE00B23D9570	6.835	6.945	1.6%	142	538 523	322	2 991 433	
153 POWERSHARES FTSE RAFI ASIA PACIF EX-JAP	ETF	PFA	IE00B23D9463	4.835	4.945	2.3%	49	262 006	119	641 942	
154 POWERSHARES FTSE RAFI EUROPE MID-SMALL	ETF	PWD	IE00B23D8Y98	8.320	8.565	2.9%	29	118 330	78	308 752	
155 POWERSHARES DYNAMIC US MARKET FUND	ETF	PWC	IE00B23D9240	5.630	5.940	5.5%	26	63 891	59	151 084	
156 POWERSHARES GLOBAL CLEAN ENERGY FUND	ETF	PBW	IE00B23D9133	5.275	5.315	0.8%	137	755 844	638	3 400 590	
157 POWERSHARES GLOBAL LISTED PRIVATE EQUITY	ETF	PSP	IE00B23D8Z06	5.460	5.725	4.9%	21	93 893	74	703 359	
158 POWERSHARES PALISADES GLOBAL WATER FUND	ETF	PIO	IE00B23D9026	7.370	7.685	4.3%	68	394 732	432	2 076 288	
159 POWERSHARES FTSE RAFI US 1000 FUND	ETF	PFT	IE00B23D8S39	6.365	6.725	5.7%	103	906 535	295	4 989 323	
160 POWERSHARES FTSE RAFI ITALY 30 FUND	ETF	PTI	IE00B23LNP94	6.090	5.805	-4.7%	105	264 050	68	640 525	
161 DB X-TRACKERS II IBOMX SOVER EUROZONE	ETF	XGLE	LU0290355717	168.530	167.230	-0.8%	10	1 875 853	65	9 936 970	
162 DB X-TRACKERS II IBOMX SOVER EUROZ 1-3	ETF	X13E	LU0290356871	154.140	153.220	-0.6%	124	2 495 985	532	16 703 093	
163 DB X-TRACKERS II ITRX CROSSOVER 5-Y ETF	ETF	XTXC	LU0290359032	114.890	115.180	0.3%	17	174 199	62	617 226	
164 DB X-TRACKERS II IBOMX SOVER EUROZ 3-5	ETF	X35E	LU0290356954	165.770	164.340	-0.9%	58	5 402 108	213	11 600 255	
165 DB X-TRACKERS II ITRAXX HIVOL 5-YEAR ETF	ETF	XTHX	LU0290358737	111.130	110.900	-0.2%	2	13 335	15	423 872	
166 DB X-TRACKERS II ITRAXX EUROZ 5-YEAR ETF	ETF	XTXE	LU0290358653	107.630	107.250	-0.4%	10	1 245 725	22	1 854 889	
167 DB X-TRACKERS II IBOMX SOVER EUROZ 5-7	ETF	X57E	LU0290357176	173.300	171.760	-0.9%	8	210 015	53	1 447 735	
168 DB X-TRACKERS II EONIA TRI (1C)	ETF	XEON	LU0290358497	138.282	138.294	0.0%	556	27 015 334	2 298	115 849 481	
169 DB X-TRACKERS II IBX EURO INFLATION-LINK	ETF	XEIN	LU0290358224	169.860	168.990	-0.5%	36	1 114 631	183	6 896 232	
170 DB X-TRACKERS II IBOMX SOVER EUROZ 7-10	ETF	X710	LU0290357259	175.980	174.080	-1.1%	19	822 001	87	22 566 278	
171 DB X-TRACKERS II IBX GLOB INFLATION-LINK	ETF	XGIN	LU0290357929	165.030	166.380	0.8%	55	2 548 209	260	10 977 259	
172 DB X-TRACKERS II IBOMX SOVER EUROZ 10-15	ETF	X105	LU0290357333	176.300	173.210	-1.8%	19	348 500	84	5 011 746	
173 DB X-TRACKERS II IBOMX SOVER EUROZ 15+	ETF	X15E	LU0290357507	182.600	182.620	0.0%	9	76 536	49	8 372 515	
174 DB X-TRACKERS II IBOMX SOVER EUROZ 25+	ETF	X25E	LU0290357846	181.090	181.140	0.0%	12	77 791	34	4 303 603	
175 ISHARES FTSE EPRA/NAREIT UK PROPERTY	ETF	IUKP	IE00B1TXLS18	4.275	4.280	0.1%	119	1 911 317	496	4 778 480	
176 ISHARES S&P LISTED PRIVATE EQUITY	ETF	IPRV	IE00B1TXHL60	9.950	10.480	5.3%	391	1 787 707	743	4 672 548	
177 ISHARES S&P GLOBAL WATER	ETF	IHQW	IE00B1TXK627	16.220	16.590	2.3%	350	1 752 154	1 094	8 758 761	
178 ISHARES FTSE BRIC 50	ETFS	BR50	IE00B1W57M07	22.220	22.400	0.8%	8 639	57 616 422	17 923	215 273 277	
179 DB X-TRACKERS S&P 500 INVERSE DAILY ETF	ETFS	XSPS	LU0322251520	37.690	37.270	-1.1%	537	16 917 004	2 097	53 028 230	
180 DB X-TRACKERS MSCI RUSSIA CAPPED ETF	ETF	XMRC	LU0322252502	22.410	22.910	2.2%	483	12 339 465	1 537	42 988 525	
181 DB X-TRACKERS FTSE VIETNAM ETF	ETF	XVTF	LU0322252924	30.780	33.850	10.0%	721	6 637 001	2 984	25 942 633	
182 DB X-TRACKERS DJSTXX600 BANKS SHORT DAILY	ETFS	X57S	LU0322249037	31.670	32.230	1.8%	1 361	29 060 077	5 624	148 421 694	
183 DB X-TRACKERS DJSTXX600 HEALTH SHT DAILY	ETFS	XSDS	LU0322249466	39.630	40.320	1.7%	8	846 624	53	4 749 157	
184 DB X-TRACKERS DJSTXX600 OIL&GAS SHT DAILY	ETFS	XSES	LU0322249623	24.340	24.290	-0.2%	10	325 067	125	8 077 775	
185 DB X-TRACKERS DJSTXX600 TECH SHORT DAILY	ETFS	X58S	LU0322250043	23.250	23.710	2.0%	16	505 357	52	2 397 948	
186 DB X-TRACKERS DJSTXX600 TELECOM SHT DAILY	ETFS	XSKS	LU0322250126	28.430	28.800	1.3%	35	2 762 312	67	5 622 325	
187 DB X-TRACKERS LPX MM PRIVATE EQUITY ETF	ETF	XLPE	LU0322250712	20.630	21.300	3.2%	124	1 769 164	233	3 241 613	
188 DB X-TRACKERS S&P GLOBAL INFRASTRUCTURE	ETF	XSGI	LU0322253229	19.790	19.940	0.8%	64	2 695 929	281	6 240 702	
189 DB X-TRACKERS MSCI EUROPE MID CAP ETF	ETF	XEUM	LU0322253732	48.340	48.900	1.2%	12	1 278 720	34	3 637 387	
190 DB X-TRACKERS MSCI EUROPE SMALL CAP ETF	ETF	XSXC	LU0322253904	17.040	17.510	2.8%	23	1 245 361	132	7 224 660	
191 DB X-TRACKERS FTSE 100 SHORT DAILY ETF	ETFS	XUKS	LU0328473581	9.745	10.170	4.4%	256	18 183 911	491	24 697 886	
192 DB X-TRACKERS S&P/ASX 200 ETF	ETF	XAUS	LU0328474803	23.090	23.450	1.6%	462	12 264 323	1 506	31 726 561	
193 DB X-TRACKERS S&P SELECT FRONTIER ETF	ETF	XSFR									

## MAIN INDICATORS

Name	Segment	Alphab. Code	ISIN	Reference Price			Monthly Turnover		Turnover	
				31/03/2010	30/04/2010	variation %	trades	turnover €	JAN - APR 2010	
				euro	euro				trades	turnover €
201 DB X-TRACKERS II SONIA TRI ETF	ETF	XSTR	LU0321464652	207.690	213.180	2.6%	25	627 123	113	3 168 195
202 LYXOR ETF NEW ENERGY (A)	ETF	ENER	FR0010524777	20.570	21.320	3.6%	643	3 816 740	2 886	17 647 284
203 LYXOR ETF WORLD WATER (A)	ETF	WAT	FR0010527275	15.440	15.840	2.6%	383	2 333 973	1 387	9 331 642
204 LYXOR ETF WISE QUANTITATIVE STRATEGY	ETF	WISE	FR0010540690	7.335	7.430	1.3%	40	105 176	102	327 935
205 MARKET ACCESS JIM ROGERS INT COMMODITY	ETF	RICI	LU0249326488	22.510	23.520	4.5%	48	486 474	110	1 467 619
206 MARKET ACCESS RIC I - M INDEX FUND	ETF	RICIME	LU0259320728	117.320	119.680	2.0%	85	764 718	309	5 349 695
207 MARKET ACCESS RIC I - A INDEX FUND	ETF	RICIAG	LU0259321452	77.560	80.670	4.0%	44	403 442	146	3 886 286
208 MARKET ACCESS NYSE ARCA GOLD BUGS FUND	ETF	GOLDA	LU0259322260	124.510	145.350	16.7%	242	4 136 102	669	13 295 129
209 MARKET ACCESS DAXGLOBAL ASIA INDEX FUND	ETF	ASIADX	LU0259323235	32.540	33.510	3.0%	54	885 243	155	2 751 931
210 MARKET ACCESS SOUTH-EAST EUROPE TRADED	ETF	SUDEUR	LU0259329869	13.360	13.000	-2.7%	25	193 949	105	537 694
211 MARKET ACCESS DOW JONES TURKEY TITANS 20	ETF	TURK	LU0269999362	146.450	159.830	9.1%	146	4 932 680	352	8 583 219
212 MARKET ACCESS DAXGLOBAL BRIC INDEX FUND	ETF	BRICDX	LU0269999792	45.220	46.190	2.1%	334	10 577 420	804	18 688 936
213 MARKET ACCESS DAXGLOBAL RUSSIA INDEX	ETF	RUSSDX	LU0269999958	43.650	44.610	2.2%	535	8 047 239	1 585	18 298 574
214 MARKET ACCESS FTSE/JSE AFRICA TOP 40	ETF	AFRI	LU0270000028	27.460	27.600	0.5%	211	3 283 868	480	8 177 483
215 ISHARES DAX	ETF	EXS1	DE0005933931	57.260	56.930	-0.6%	492	56 057 797	3 355	325 286 523
216 ISHARES DOW JONES-UBS COMMODITY SWAP	ETF	EXXY	DE000A0H0728	26.120	27.020	3.4%	16	1 463 031	64	14 669 471
217 ISHARES DJ STOXX EU ENLARGED 15	ETF	EXSJ	DE000A0D8015	24.120	24.400	1.2%	14	763 140	72	3 554 480
218 ISHARES DJ EURO STOXX SUSTAINABILITY 40	ETF	EXXV	DE000A0F5UG3	9.815	9.715	-1.0%	11	284 629	27	572 320
219 ISHARES EB.REXX JUMBO PFANDBRIEF	ETF	EXHE	DE0002635265	107.740	108.160	0.4%	60	740 376	333	5 712 731
220 ISHARES DJ EURO STOXX	ETF	EXSI	DE000A0D8007	27.880	27.300	-2.1%	52	2 915 844	201	6 995 232
221 ISHARES DJ STOXX 600 UTILITIES SWAP	ETF	EXXS	DE000A0F5UD0	64.510	63.600	-1.4%	14	398 805	39	2 364 647
222 ISHARES DJ STOXX 600	ETF	EXSA	DE0002635307	26.620	26.360	-1.0%	90	3 369 760	387	24 837 164
223 ISHARES DJ STOXX LARGE 200	ETF	EXSC	DE0005933980	28.230	27.900	-1.2%	5	64 543	23	862 064
224 ISHARES DJ STOXX MID 200	ETF	EXSD	DE0005933998	25.730	26.020	1.1%	14	38 925	25	82 736
225 ISHARES DJSTXX600 TRAVEL & LEISURE SWAP	ETF	EXXR	DE000A0F5UC2	18.950	19.020	3.5%	7	35 358	15	259 219
226 ISHARES DJ STOXX SMALL 200	ETF	EXSE	DE000A0D8027	16.470	16.850	2.3%	47	3 125 664	100	4 595 211
227 ISHARES DJSTXX600 TELECOM SWAP	ETF	EXXQ	DE000A0F5UB4	44.450	43.760	-1.6%	5	29 233	13	71 787
228 ISHARES DJ STOXX 600 TECHNOLOGY SWAP	ETF	EXXP	DE000A0F5UA6	28.150	27.460	-2.5%	18	433 021	51	606 249
229 ISHARES DJ STOXX 600 RETAIL SWAP	ETF	EXXN	DE000A0F5T93	41.540	43.330	4.3%	-	-	4	3 992
230 ISHARES DOW JONES U.S. SELECT DIVIDEND	ETF	EXX5	DE000A0D8049	25.000	26.150	4.6%	90	1 001 588	262	2 249 151
231 ISHARES DJ STOXX SELECT DIVIDEND 30	ETF	EXXH	DE0002635299	14.940	14.770	-1.1%	68	1 194 647	169	2 108 395
232 ISHARES DJSTXX600 AUTOMOBIL E PARTS SWAP	ETF	EXXA	DE000A0D8056	33.610	35.810	6.5%	4	7 563	11	35 619
233 ISHARES DJ STOXX 600 BANKS SWAP	ETF	EXXB	DE000A0D8064	40.700	39.690	-2.5%	28	987 927	100	1 926 502
234 ISHARES DJ STOXX 600 BASIC RESOURCE SWAP	ETF	EXXC	DE000A0D8072	93.850	89.150	-5.0%	202	5 697 683	719	11 485 229
235 ISHARES DJ STOXX 600 CHEMICALS SWAP	ETF	EXXD	DE000A0D8080	78.690	78.090	-0.8%	22	455 452	80	4 526 983
236 ISHARES DJSTXX600 CONSTR E MATERIAL SWAP	ETF	EXXE	DE000A0F5T02	44.490	46.130	3.7%	11	124 755	39	821 960
237 ISHARES DJSTXX600 FINANC SERVICES SWAP	ETF	EXXF	DE000A0F5T10	40.590	41.590	2.5%	2	5 270	7	10 566
238 ISHARES DJSTXX600 FOOD E BEVERAGE SWAP	ETF	EXXG	DE000A0F5T28	50.820	51.340	1.0%	15	627 429	44	1 323 192
239 ISHARES DJ STOXX 600 HEALTH CARE SWAP	ETF	EXXH	DE000A0F5T36	53.710	52.720	-1.8%	35	291 636	122	1 370 212
240 ISHARES DJSTXX600 INDUS GOOD E SERV SWAP	ETF	EXXI	DE000A0F5T44	41.370	42.430	2.6%	8	53 078	27	195 564
241 ISHARES DJ STOXX 600 INSURANCE SWAP	ETF	EXXJ	DE000A0F5T51	24.850	23.580	-5.1%	4	291 132	10	424 688
242 ISHARES DJ STOXX 600 MEDIA SWAP	ETF	EXXK	DE000A0F5T69	25.510	26.170	2.6%	8	288 462	8	288 462
243 ISHARES DJ STOXX 600 OIL E GAS SWAP	ETF	EXXL	DE000A0F5T77	60.820	60.780	-0.1%	29	153 425	148	1 080 439
244 ISHARES DJSTXX600 PERSO E HOUSEHOLD SWAP	ETF	EXXM	DE000A0F5T85	57.540	57.100	-0.8%	9	399 404	31	877 659
245 ISHARES FTSE MIB	ETF	IMIB	IE0001XNH568	13.555	12.835	-5.3%	637	13 474 248	2 900	49 743 291
246 ISHARES S&P GLOBAL CLEAN ENERGY	ETF	INRG	IE0001XNH3C4	8.040	8.085	0.6%	444	2 939 464	1 935	15 191 965
247 ISHARES MSCI EUROPE	ETF	IMEU	IE0001YZZC51	16.740	16.535	-1.2%	417	8 168 166	1 295	25 712 520
248 ISHARES S&P TIMBER & FORESTRY	ETF	WOOD	IE00027YCF74	12.200	12.930	6.0%	247	2 079 515	633	15 838 608
249 ISHARES MSCI LATIN AMERICA	ETF	LTAM	IE00027YCK28	20.070	20.310	1.2%	499	4 197 287	1 559	24 398 587
250 JPMORGAN ETF GBI EMU 1-3Y	ETF	JGBEU1	FR0010561183	110.930	110.300	-0.6%	7	32 234	66	4 108 589
251 JPMORGAN ETF GBI EMU 3-5Y	ETF	JGBEU2	FR0010561225	114.820	113.780	-0.9%	9	115 984	34	1 678 488
252 JPMORGAN ETF GBI EMU 5-7Y	ETF	JGBEU3	FR0010561241	116.350	115.520	-0.7%	5	9 865	67	6 688 829
253 JPMORGAN ETF GBI EMU 7-10Y	ETF	JGBEU4	FR0010561258	116.500	115.340	-1.0%	6	12 972	38	3 572 645
254 DB X-TRACKERS II SONIA TRI (1D)	ETF	XEOD	FR0033504489E	134.207	134.227	0.0%	74	1 053 736	273	3 103 014
255 LYXOR ETF FTSE 100	ETF	FTS100	FR0010438127	6.520	6.595	1.2%	212	19 335 095	661	67 646 750
256 LYXOR ETF MSCI MALAYSIA (A)	ETF	MAL	FR0010397554	11.140	11.790	5.8%	422	3 177 607	989	6 722 966
257 DB X-TRACKERS II SHORT IBOXX SOVER EUROZ	ETF	XSGL	LU0321463258	110.710	111.610	0.8%	255	6 638 762	1 151	29 607 498
258 DB X-TRACKERS II EMERG MKTS LIQUID EURB	ETF	XEMB	LU0321462953	230.380	231.330	0.4%	1 111	12 834 605	3 458	47 523 148
259 JPMORGAN ETF GBI LOCAL US	ETF	JPMUS	FR0010561365	111.570	114.690	2.8%	2	36 009	29	520 150
260 POWERSHARES EUROMTS CASH 3 MONTHS FUND	ETF	PEU	IE00038BPC151	101.100	101.100	0.0%	84	16 166 164	307	34 485 810
261 POWERSHARES MIDDLE EAST NORTH AFRICA	ETF	PSM	IE00038BPCJ75	9.985	10.250	2.7%	52	622 263	229	1 654 237
262 POWERSHARES GLOBAL AGRICULTURE FUND	ETF	PSU	IE00038BQ0418	8.105	7.800	-3.8%	157	2 806 766	583	5 934 927
263 LYXOR ETF MSCI EMU	ETF	EMU	FR0007085501	36.220	35.420	-2.2%	182	4 914 879	660	37 846 674
264 LYXOR ETF PAN AFRICA (A)	ETF	LAFR	FR0010636464	10.630	11.110	4.5%	1 468	12 546 663	4 826	41 549 035
265 LYXOR ETF MSCI ASIA APEX 50 (A)	ETF	APEX	FR0010652867	57.140	58.670	2.7%	97	1 840 156	270	5 555 882
266 LYXOR ETF SHORT STRATEGY EUROPE	ETF	DJS	FR0010589101	79.490	78.970	-0.7%	128	1 606 617	427	7 604 447
267 ETFX DAXGLOBAL SHIPPING FUND	ETF	SHIP	IE00038CMS880	18.310	19.780	8.0%	147	3 565 080	360	7 911 206
268 ETFX RUSSELL 1000 US LARGE CAP FUND	ETF	RONE	IE00038CNDH32	19.050	19.850	4.2%	26	163 734	64	1 647 453
269 ETFX DAXGLOBAL COAL MINING FUND	ETF	COAL	IE00038CNHF18	41.960	42.240	0.7%	133	1 717 662	585	7 852 528
270 ETFX DAXGLOBAL STEEL FUND	ETF	STEE	IE00038CNJ002	37.240	35.060	-5.9%	158	969 521	257	2 885 752
271 ETFX DAXGLOBAL GOLD MINING FUND	ETF	AUCO	IE00038CNHG25	29.100	33.960	16.7%	88	773 909	232	3 746 534
272 ETFX DAXGLOBAL ALTERNATIVE ENERGY FUND	ETF	ALTE	IE00038CNHC86	12.900	13.260	2.8%	58	1 067 882	259	2 790 173
273 ETFX DOW JONES STOXX 600 OIL & GAS FUND	ETF	OILG	IE00038CNH840	18.030	18.020	-0.1%	8	225 449	32	1 616 778
274 ETFX DOW JONES STOXX 600 BASIC RESOURCES	ETF	BASR	IE00038CNH733	27.860	26.360	-5.4%	59	560 606	192	4 296 069
275 ETFX DOW JONES STOXX 600 UTILITIES FUND	ETF	UTIL	IE00038CNH956	18.890	18.580	-1.6%	2	4 047	13	35 168
276 ETFX JANNY GLOBAL WATER FUND	ETF	WATE	IE00038CNHB79	36.440	37.410	2.7%	16	77 011	67	2 470 546
277 ETFX WNA GLOBAL NUCLEAR ENERGY FUND	ETF	NUKE	IE00038C94706	22.020	22.910	4.0%	136	626 021	313	3 061 001
278 ETFX S-NET ITG GLOBAL AGRI BUSINESS FUND	ETF	AGRI	IE00038CNHD93	33.700	32.220	-4.4%	59	1 125 026	214	3 933 609
279 ETFX RUSSELL 2000 US SMALL CAP FUND	ETF	RTWO	IE00038CNHJ55	19.470	21.230	9.0%	156	1 139 558	328	3 887 205
280 DB X-TRACKERS II GLOB SOVER EUR HED ETF	ETF	XGSH	LU0378818131	181.110	181.890	0.4%	19	1 694 472	58	2 140 499
281 DB X-TRACKERS II ITRX EU SEN FIN 5-Y	ETF	XSNS	LU0378819295	107.720	106.580	-1.1%	5	651 726	10	702 570
282 DB X-TRACKERS II ITRX EU SUB FIN 5-Y	ETF	XSB5	LU0378819378	106.300	106.950	-1.2%	1	4 947	10	75 034
283 DB X-TRACKERS II ITRX EU SEN FIN 5-Y SHT	ETF	XSNS	LU0378819709	106.340	107.490	1.1%	8	5 372 540	16	5 426 323
284 DB X-TRACKERS II ITRX EU SUB FIN 5-Y SHT	ETF	XSB5	LU0378819881	103.970	105.270	1.3%	2	1 086 233	7	1 723 451
285 LYXOR ETF XBEAR DJ EUROSTOXX 50	ETF	BXX	FR0010424143	36.620	38.690	5.7%	2 237	70 537 222	7 448	255 201 852
286 DB X-TRACKERS DJ EURO STOXX 50 ETF (1C)	ETF	XESC	LU0380866021	30.720	29.670	-3.4%	270	46 326 487	606	91 237 683
287 DB X-TRACKERS MSCI AC ASIA EX JAPAN ETF	ETF	XAXJ	LU0322252171	21.230	21.750	2.4%	316	25 562 496	865	64 315 674
288 DB X-TRACKERS MSCI PACIFIC EX JAPAN ETF	ETF	XPXJ	LU0322252338	29.150	29.540	1.3%	253	12 419 333	711	28 950 243
289 DB X-TRACKERS RUSSELL 2000 ETF	ETF	XRU2	LU0322248658	64.940	70.790	9.0%	200	9 789 118	555	36 135 691
290 DB X-TRACKERS DJ STOXX 600 ETF	ETF	XSX6	LU0328475792	42.900	42.590	-0.7%	32	1 504 829	121	7 073 792
291 DB X-TRACKERS CAC 40 ETF	ETF	XCAC	LU0322250985	40.430	38.920	-3.7%	158	18 030 868	495	42 549 542
292 DB X-TRACKERS CAC 40 SHORT DAILY ETF	ETF	XC4S	LU0322251280	58.610	60.510	3.2%	126	10 062 105	320	17 531 424
293 ISHARES S&P EMERGING MKTS INFRASTRUCTURE	ETF	IEMI	IE00028NPL135	16.280	16.410	0.8%	516	3 576 997	1 767	15 426 519
294 ISHARES EURO COVERED BOND	ETF	ICOV	DE00038BQ275	139.750	139.800	0.0%	39	430 807	187	3 720 587
295 ISHARES EB.REXX MONEY MARKET (DE)	ETF	EXVM	DE000A0Q4RZ9	96.990	97.080	0.1%	22	1 180 548		

## MAIN INDICATORS

Name	Segment	Alphab. Code	ISIN	Reference Price			Monthly Turnover		Turnover	
				31/03/2010	30/04/2010	variation %	trades	turnover €	JAN - APR 2010	
				euro	euro				trades	turnover €
301 DB X-TRACKERS MSCI PAN-EURO TRN ETF	ETF	XMPE	LU0412624271	11.540	11.410	-1.1%	3	2 589	14	35 954
302 LYXOR ETF EURO CORPORATE BOND (A)	ETF	CRPE	FR0010737544	113.540	114.200	0.6%	1 041	27 534 814	3 940	111 830 097
303 ISHARES BARCLAYS EURO AGGREGATE BOND	ETF	IEAG	IE00B3DKXQ41	106.340	106.350	0.0%	93	8 001 482	242	9 771 467
304 ISHARES BARCLAYS EURO CORPORATE BOND	ETF	IEAC	IE00B3F81R35	116.670	117.290	0.5%	180	9 511 485	558	29 715 315
305 ISHARES BARCLAYS EURO TREASURY BOND 0-1	ETF	IEGE	IE00B3FH7618	100.430	100.240	-0.2%	9	1 311 485	62	15 980 156
306 EASYETF EURO STOXX 50 (B1 C)	ETF	ETD	FR0010129072	34.160	33.020	-3.3%	4	333 200	10	1 007 906
307 EASYETF BNP PARIBAS NEXT 11 EMERGING	ETF	E11EUR	FR0010616656	91.760	99.240	8.2%	75	1 714 338	209	2 518 955
308 EASYETF S&P 100	ETF	ESEEUR	FR0010616300	41.100	42.710	3.9%	10	18 701	36	775 768
309 EASYETF DJ SOUTH KOREA TITANS 30	ETF	EEKEUR	FR0010636530	21.290	22.720	6.7%	37	1 337 430	84	3 416 297
310 EASYETF FTSE XINHUA CHINA 25	ETF	EXCEUR	FR0010636589	141.360	140.490	-0.6%	38	295 503	145	1 492 657
311 EASYETF SOUTH AFRICA FTSE/JSE TOP 40	ETF	EAEEUR	FR0010636571	28.970	29.110	0.5%	80	996 212	197	3 591 185
312 EASYETF EURO STOXX 50 DOUBLE SHORT DAILY	ETFS	EZD	FR0010689695	24.990	26.435	5.8%	327	2 616 916	877	8 089 631
313 EASYETF EUROMTS EONIA	ETF	EONEUR	FR0010616268	138.475	138.505	0.0%	1	39 328	5	129 994
314 XMTCH (IE) ON IBOXX USD INFLATION (B)	ETF	XMBILU	IE00B3VTPS97	78.490	81.860	4.3%	17	185 801	49	4 014 690
315 XMTCH (IE) ON IBOXX USD GOVT 7-10 (B)	ETF	XMBGU0	IE00B3VWN518	75.720	78.000	3.0%	13	105 355	44	889 649
316 XMTCH (IE) ON IBOXX USD GOVT 3-7 (B)	ETF	XMBGU7	IE00B3VWN393	75.900	77.850	2.6%	7	108 227	75	8 791 381
317 XMTCH (IE) ON IBOXX USD GOVT 1-3 (B)	ETF	XMBGU3	IE00B3VWN179	74.860	76.320	2.0%	3	11 923	15	2 188 225
318 XMTCH (IE) ON IBOXX EUR INFLATION (B)	ETF	XMBILE	IE00B3VTQ640	106.500	106.120	-0.4%	8	397 592	22	4 975 167
319 XMTCH (IE) ON IBOXX EUR GOVT 7-10 (B)	ETF	XMBGE0	IE00B3VTN290	107.650	106.610	-1.0%	18	8 046 878	61	12 845 313
320 XMTCH (IE) ON IBOXX EUR GOVT 3-7 (B)	ETF	XMBGE7	IE00B3VTML14	105.130	104.430	-0.7%	44	3 357 959	190	11 599 157
321 XMTCH (IE) ON IBOXX EUR GOVT 1-3 (B)	ETF	XMBGE3	IE00B3VTMJ91	102.270	101.670	-0.6%	6	1 026 279	17	7 013 375
322 XMTCH (IE) ON MSCI JAPAN SMALL CAP (B)	ETF	XMJPSK	IE00B3VWMK93	68.530	71.670	4.6%	13	113 406	27	581 665
323 XMTCH (LUX) ON MSCI EMU LARGE CAP	ETF	XMMSE	LU0154139132	88.260	85.980	-2.6%	46	850 741	279	11 478 900
324 XMTCH (LUX) ON MSCI EMERGING MARKETS	ETF	XMMEM	LU0254097446	75.700	77.080	1.8%	118	13 360 774	278	28 713 860
325 XMTCH (IE) ON MSCI EMU SMALL CAP (B)	ETF	XMEUSC	IE00B3VWMM18	85.690	86.120	0.5%	18	737 874	99	2 595 786
326 XMTCH (IE) ON MSCI UK LARGE CAP (B)	ETF	XMUUKC	IE00B3VWK207	87.080	87.440	0.4%	-	-	1	42 435
327 XMTCH (IE) ON MSCI UK SMALL CAP (B)	ETF	XMUUKS	IE00B3VWL682	92.710	98.400	6.1%	2	1 688	2	1 688
328 XMTCH (IE) ON MSCI USA LARGE CAP (B)	ETF	XMUSLC	IE00B3VWLJ14	82.600	85.900	4.0%	45	561 783	145	3 177 688
329 XMTCH (IE) ON MSCI USA SMALL CAP (B)	ETF	XMUSSC	IE00B3VWMM08	92.320	100.170	8.5%	58	458 966	142	1 089 949
330 XMTCH (IE) ON MSCI JAPAN LARGE CAP (B)	ETF	XMJPLC	IE00B3VWMM213	73.940	74.570	0.9%	93	1 686 192	255	7 252 423
331 DB X-TRACKERS STX600 BASRESOUR SHT DAILY	ETFS	XBRSS	LU0412624354	9.475	9.895	4.4%	29	1 082 956	112	3 166 243
332 DB X-TRACKERS STX600 INDUSTR G SHT DAILY	ETFS	XIGS	LU0412624511	46.790	45.420	-2.9%	9	922 898	15	1 340 508
333 DB X-TRACKERS STX600 INSURANCE SHT DAILY	ETFS	XSIS	LU0412624602	44.320	46.470	4.9%	36	5 720 472	53	8 072 437
334 DB X-TRACKERS STX600 UTILITIES SHT DAILY	ETFS	XSES	LU0412624867	35.740	36.180	1.2%	2	261 153	20	2 009 115
335 DB X-TRACKERS HSI SHORT DAILY ETF (2C)	ETFS	XHSS	LU0429790313	11.440	11.620	1.6%	28	278 344	125	2 734 077
336 DB X-TRACKERS COMM BOOSTER DJ-UBSCI (2C)	ETF	XCBE	LU0429790743	26.070	26.650	2.2%	22	1 935 184	34	3 127 303
337 ETFX DJ EURO STOXX 50 LEVERAGED (2X)	ETFS	LEU2	FR0044QNJG91	121.530	112.700	-7.3%	121	2 899 984	233	4 956 473
338 ETFX DJ EURO STOXX 50 DOUBLE SHORT (2X)	ETFS	SEU2	IE00B4QNJ141	63.600	67.040	5.4%	144	2 786 815	270	4 373 795
339 ISHARES MSCI EMERGING MARKETS (ACC)	ETF	SEMA	IE00B4L5YC18	20.530	21.070	2.6%	46	767 417	110	1 684 895
340 ISHARES MSCI JAPAN (ACC)	ETF	SJPA	IE00B4L5YX21	19.180	19.270	1.5%	15	997 836	28	1 307 688
341 ISHARES MSCI EUROPE (ACC)	ETF	SMEA	IE00B4K48X30	27.530	27.360	-0.6%	4	499 784	42	5 263 042
342 ISHARES BARCLAYS EURO CORPORATE BOND1-5	ETF	SE15	IE00B4L60045	103.090	103.660	0.6%	59	1 212 025	188	4 336 626
343 ISHARES BARCLAYS EURO TREASURY BOND	ETF	SEGA	IE00B4WXJ64	104.020	103.320	-0.7%	13	7 753 756	43	8 518 060
344 ISHARES BARCLAYS EURO GOVERN BOND 10-15	ETF	IBGZ	IE00B4WXJH41	131.970	132.340	0.3%	14	4 321 254	53	5 296 626
345 ISHARES BARCLAYS EURO GOVERNMENT BONDS-7	ETF	IBGY	IE00B4WXJG34	129.560	130.380	0.6%	8	142 587	20	2 849 990
346 ISHARES MSCI PACIFIC EX-JAPAN	ETF	SPXJ	IE00B4WXJD03	29.370	29.700	1.1%	37	431 370	55	1 721 564
347 ISHARES S&P 500 (ACC)	ETF	SACC	IE00B4L5ZD99	20.820	21.750	4.5%	41	1 048 362	99	2 153 441
348 ISHARES MSCI WORLD (ACC)	ETF	SWDA	IE00B4L5Y983	19.630	20.090	2.3%	13	253 946	22	286 606
349 ETFX DAX 2X LONG FUND	ETFS	DEL2	IE00B4QNH688	124.050	122.970	-0.9%	104	2 212 060	159	7 802 761
350 ETFX DAX 2X SHORT FUND	ETFS	DES2	FR0044QNH241	61.520	60.970	-0.9%	329	3 829 850	443	5 233 833
351 AMUNDI ETF DOW JONES EURO STOXX 50	ETF	C50	FR0010654913	46.500	44.910	-3.4%	816	5 355 967	1 349	9 468 548
352 AMUNDI ETF LEVERAGED DJ EURO STOXX 50	ETFS	C5L	FR0010756072	177.420	164.810	-7.1%	352	4 172 138	589	7 107 587
353 AMUNDI ETF LEVERAGED MSCI EUROPE DAILY	ETFS	CLEV	FR0010756080	397.940	390.450	-1.9%	10	2 029 375	21	4 925 897
354 AMUNDI ETF LEVERAGED MSCI USA DAILY	ETFS	CL2	FR0010755611	216.610	235.980	8.9%	162	1 741 214	240	4 425 135
355 AMUNDI ETF MSCI CHINA	ETF	CC1	FR0010713784	199.850	198.480	-0.7%	139	2 730 401	233	5 814 650
356 AMUNDI ETF MSCI EASTERN EUROPE EX RUSSIA	ETF	CEU	FR0010717074	270.270	276.100	2.2%	11	66 201	18	77 551
357 AMUNDI ETF MSCI EMU	ETF	CMJ	FR0010655688	114.500	112.110	-2.1%	5	1 229 075	10	2 818 107
358 AMUNDI ETF MSCI EUROPE	ETF	CEU	FR0010655696	119.490	118.660	-0.7%	10	2 986 156	18	5 466 277
359 AMUNDI ETF MSCI INDIA	ETF	C12	FR0010713727	365.780	378.200	3.4%	64	1 789 631	120	3 201 359
360 AMUNDI ETF MSCI ITALY	ETF	C11	FR0010655720	89.200	84.840	-4.9%	23	503 161	24	507 679
361 AMUNDI ETF MSCI PACIFIC EX JAPAN	ETF	CP9	FR0010713669	292.330	295.860	1.2%	4	174 559	33	1 609 382
362 AMUNDI ETF MSCI USA	ETF	CU2	FR0010688275	92.640	96.820	4.5%	5	442 026	10	864 385
363 AMUNDI ETF SHORT DOW JONES EURO STOXX 50	ETFS	C5S	FR0010757781	35.630	36.720	3.1%	12	114 061	25	721 062
364 AMUNDI ETF SHORT MSCI EUROPE DAILY	ETFS	CBE	FR0010791186	50.040	51.870	3.7%	4	42 850	8	1 156 400
365 AMUNDI ETF SHORT MSCI USA DAILY	ETFS	C2U	FR0010791194	69.790	68.940	-1.2%	6	536 974	12	562 390
366 LYXOR ETF EUROMTS AAA GOVERNMENT BOND	ETF	EMAAA	FR0010820258	106.640	107.820	1.1%	317	20 650 487	1 004	35 925 096
367 LYXOR ETF EUR CORP BOND EX FINANCIAL (A)	ETF	CBEF	FR0010814236	104.000	104.690	0.7%	191	2 289 168	559	8 334 348
368 XMTCH (IE) ON DOW JONES EURO STOXX 50	ETF	XMESS0	IE00B53L3W79	67.300	64.980	-3.4%	1	10 259	2	10 325
369 XMTCH (IE) ON DOW JONES IND AVERAGE	ETF	XMDJIA	IE00B53L4350	75.320	78.540	4.3%	2	2 979	2	2 979
370 XMTCH (IE) ON NASDAQ 100	ETF	XMNAS	IE00B53SZB19	76.570	80.590	5.3%	-	-	3	4 835
371 XMTCH (IE) ON FTSE 100	ETF	XMUUK	IE00B53HP851	73.150	73.800	0.9%	1	984	3	14 228
372 XMTCH (IE) ON FTSE MIB	ETF	XMMIB	IE00B53L4X51	66.100	62.630	-5.2%	61	2 488 680	65	2 526 988
373 XMTCH (IE) ON NIKKEI 225	ETF	XMNKJ	IE00B52MJD48	74.150	74.600	0.6%	6	30 296	9	147 063
374 XMTCH (IE) ON MSCI PACIFIC EX JAPAN	ETF	XMPXJ	IE00B52MJY50	70.110	70.830	1.0%	20	1 063 333	30	1 327 528
375 XMTCH (IE) ON MSCI CANADA	ETF	XMCA	IE00B52SF786	77.650	81.220	4.6%	92	2 861 259	139	3 366 876
376 XMTCH (IE) ON MSCI UK	ETF	XMUUK	IE00B539F030	70.230	70.760	0.8%	-	-	-	-
377 XMTCH (IE) ON MSCI USA	ETF	XMUSA	IE00B52SFT06	72.740	75.930	4.4%	1	3 803	3	32 571
378 XMTCH (IE) ON MSCI JAPAN	ETF	XMJAP	IE00B53QDK08	70.820	71.900	1.5%	11	751 121	21	2 298 956
379 XMTCH (IE) ON MSCI EUROPE	ETF	XMEUR	IE00B53QFR17	66.930	66.030	-1.3%	-	-	-	-
380 XMTCH (IE) ON MSCI EMU	ETF	XMEMU	IE00B53QG562	65.120	63.660	-2.2%	1	10 624	2	20 968
381 ISHARES DJ EURO STOXX 50 (ACC)	ETF	IEUA	IE00B4L5YV07	24.690	24.690	0.0%	16	2 498 104	16	2 498 104
382 LYXOR ETF MSCI EUROPE REAL ESTATE (A)	ETF	REEU	FR0010833558	25.650	25.260	-1.5%	128	734 899	216	1 183 480
383 LYXOR ETF MSCI USA REAL ESTATE (A)	ETF	REUSA	FR0010833566	22.830	24.850	8.8%	356	4 561 938	543	6 393 089
384 LYXOR ETF MSCI ASIA EXJPN REAL ESTAT (A)	ETF	REASIA	FR0010833541	8.375	7.990	-4.6%	178	1 274 693	293	1 815 386
385 LYXOR ETF MSCI WORLD REAL ESTATE (A)	ETF	REWLD	FR0010833574	25.330	26.420	4.3%	167	1 667 117	255	2 342 918
386 POWERSHARES FTSE RAFI HONG KONG CHINA	ETF	PRH	IE00B3BPCG45	13.190	-	-	5	22 571	5	22 571
387 AMUNDI ETF MSCI EUROPE BANKS	ETF	CB5	FR0010688176	82.830	-	-	-	-	-	-
388 AMUNDI ETF MSCI EUROPE CONSUM DISCRETION	ETF	CD6	FR0010688184	85.840	-	-	1	520	1	520
389 AMUNDI ETF MSCI EUROPE CONSUMER STAPLES	ETF	CS5	FR0010688168	150.300	-	-	-	-	-	-
390 AMUNDI ETF MSCI EUROPE HEALTHCARE	ETF	CH5	FR0010688192	98.380	-	-	1	3 761	1	3 761
391 AMUNDI ETF MSCI EUROPE INDUSTRIALS	ETF	CIN	FR0010688218	150.770	-	-	-	-	-	-
392 AMUNDI ETF MSCI EUROPE IT	ETF	CI6	FR0010713768	46.750	-	-	-	-	-	-
393 AMUNDI ETF MSCI EUROPE MATERIALS	ETF	CBM	FR0010791137	235.570	-	-	2	21 952	2	21 952
394 AMUNDI ETF MSCI EUROPE TELECOM SERVICES	ETF	CTS	FR0010713735	71.060	-	-	-	-	-	-
395 AMUNDI ETF MSCI EUROPE UTILITIES	ETF	CU5	FR0010688234	142.630	-	-	-	-	-	-
396 AMUNDI ETF MSCI WORLD ENERGY	ETF	CWE	FR0010791145	213.460	-	-	10	323 467	10	323 467
397 AMUNDI ETF MSCI WORLD FINANCIALS	ETF	CWF	FR0010791152	80.560	-	-	5	5 875	5	5 875
398 AMUNDI ETF REAL ESTATE REIT IEIF	ETF	CBR	FR0010791160	165.640	-	-	4	3 427	4	3 427
399 AMUNDI ETF MSCI EUROPE INSURANCE										

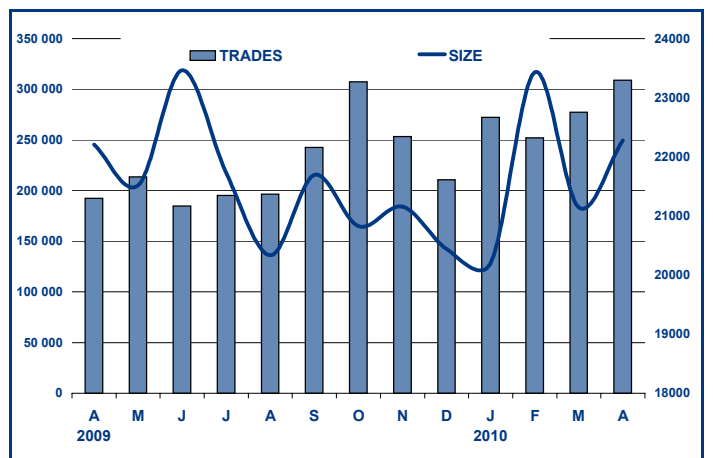
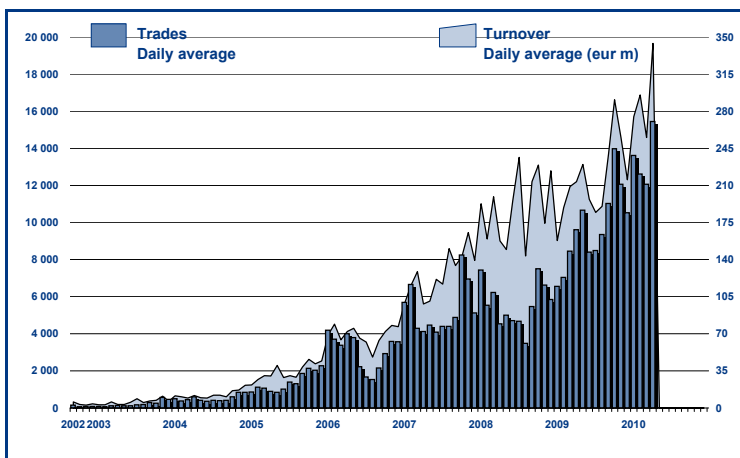
## MAIN INDICATORS

Name	Segment	Alphab. Code	ISIN	Reference Price			Monthly Turnover		Turnover	
				31/03/2010	30/04/2010	variation %	trades	turnover €	JAN - APR 2010	
				euro	euro				trades	turnover €
401 DB X-TRACKERS FTSE100 LEV DAILY ETF	ETFS	XUL2	LU0412625088		9.815		1	10	1	10
402 DB X-TRACKERS S&P500 2XINVERSE DAILY ETF	ETFS	XT21	LU0411078636		19.230		2	191 337	2	191 337
403 DB X-TRACKERS EURSTX50 DOUBSHRT DAI ETF	ETFS	XEDS	LU0417510616		27.980		-	-	-	-
404 AMUNDI ETF COMMODITIES S&P GSCI (LE)	ETF	CL7	FR0010821728		232.590		2	1 640	2	1 640
405 AMUNDI ETF COMMODIT S&P GSCI AGRICULTURE	ETF	CA8	FR0010821736		48.440		6	87 496	6	87 496
406 AMUNDI ETF COMMODITIES S&P GSCI METALS	ETF	CMEV	FR0010821744		219.050		6	16 630	6	16 630
407 AMUNDI ETF COMMODIT S&P GSCI NON ENERGY	ETF	NEG	FR0010821777		165.290		1	337	1	337
408 AMUNDI ETF EURO CORPORATES	ETF	CC4	FR0010754119		167.620		2	15 744	2	15 744
409 AMUNDI ETF EURO INFLATION	ETF	CI3	FR0010754127		170.660		-	-	-	-
410 AMUNDI ETF MSCI BRAZIL	ETF	BRZ	FR0010821793		52.260		6	28 337	6	28 337
411 AMUNDI ETF MSCI EUROPE EX EMU	ETF	CU9	FR0010821819		124.920		1	12 627	1	12 627
412 AMUNDI ETF MSCI WORLD EX EMU	ETF	CM9	FR0010758114		112.040		6	676 953	6	676 953
413 AMUNDI ETF SHORT GOVT BOND EUROMTS BROAD	ETFS	SB0	FR0010821850		111.720		4	17 393	4	17 393
414 AMUNDI ETF SHORT GOVT BOND EUROMTS 10-15	ETFS	S10	FR0010823385		104.960		5	16 013 934	5	16 013 934
415 AMUNDI ETF SHORT GOVT BOND EUROMTS 1-3	ETFS	S13	FR0010821876		123.560		1	2 233	1	2 233
416 AMUNDI ETF SHORT GOVT BOND EUROMTS 3-5	ETFS	S35	FR0010823401		114.660		3	9 816	3	9 816
417 AMUNDI ETF SHORT GOVT BOND EUROMTS 5-7	ETFS	S58	FR0010823443		109.770		-	-	-	-
418 AMUNDI ETF SHORT GOVT BOND EUROMTS 7-10	ETFS	S71	FR0010823450		107.530		1	1 935	1	1 935
ETC										
419 ETFS AGRICULTURE DJ-UBSCI	ETC	AIGA	GB00B15KYH63	4.300	4.463	3.8%	440	14 095 616	2 274	69 747 107
420 ETFS ALL COMMODITIES DJ-UBSCI	ETC	AIGC	GB00B15KY989	10.320	10.660	3.3%	181	2 487 144	712	17 083 500
421 ETFS ENERGY DJ-UBSCI	ETC	AIGE	GB00B15KYB02	9.255	9.675	4.5%	135	850 760	416	5 296 627
422 ETFS EX-ENERGY DJ-UBSCI	ETC	AIGX	GB00B15KYD26	7.950	8.175	2.8%	30	307 960	53	710 260
423 ETFS GRAINS DJ-UBSCI	ETC	AIGG	GB00B15KYL00	3.233	3.435	6.3%	87	431 616	384	1 817 195
424 ETFS INDUSTRIAL METALS DJ-UBSCI	ETC	AIGI	GB00B15KYG56	14.110	13.750	-2.6%	646	9 827 938	1 798	28 386 282
425 ETFS LIVESTOCK DJ-UBSCI	ETC	AIGL	GB00B15KYK92	2.873	2.960	3.0%	25	197 298	93	628 927
426 ETFS PETROLEUM DJ-UBSCI	ETC	AIGO	GB00B15KYC19	20.340	21.540	5.9%	198	2 377 092	770	6 335 842
427 ETFS PRECIOUS METALS DJ-UBSCI	ETC	AIGP	GB00B15KYF40	12.670	13.670	7.9%	71	1 002 506	243	11 835 277
428 ETFS SOFTS DJ-UBSCI	ETC	AIGS	GB00B15KYJ87	4.123	4.013	-2.7%	19	516 054	101	2 938 736
429 ETFS ALUMINIUM	ETC	ALUM	GB00B15KXN58	4.298	4.163	-3.1%	782	7 119 508	2 496	24 033 525
430 ETFS BRENT 1MTH OIL SECURITIES	ETC	OILB	GB00B0CTWC01	34.980	37.550	7.3%	604	9 281 307	2 848	44 911 646
431 ETFS COFFEE	ETC	COFF	GB00B15KXP72	1.930	1.928	-0.1%	348	2 012 736	1 199	6 787 771
432 ETFS COPPER	ETC	COPA	GB00B15KXQ89	30.080	28.600	-4.9%	735	7 319 079	3 095	38 133 435
433 ETFS CORN	ETC	CORN	GB00B15KXS04	0.898	0.950	5.8%	893	8 675 059	4 182	35 892 190
434 ETFS COTTON	ETC	COTN	GB00B15KXT11	1.428	1.472	3.1%	283	2 481 027	1 200	10 580 187
435 ETFS CRUDE OIL	ETC	CRUD	GB00B15KXV33	20.470	21.590	5.5%	1 846	25 916 259	10 492	155 957 070
436 ETFS GASOLINE	ETC	UGAS	GB00B15KXW40	25.250	26.690	5.7%	102	516 526	417	2 673 102
437 ETFS GOLD	ETC	BULL	GB00B15KXX56	11.060	11.910	7.7%	861	13 907 439	3 071	49 006 266
438 ETFS HEATING OIL	ETC	HEAT	GB00B15KXY63	14.380	15.580	8.3%	67	1 659 578	220	2 825 213
439 ETFS LEAN HOGS	ETC	HOGS	GB00B15KXZ70	0.880	0.918	4.3%	256	2 118 233	965	7 238 599
440 ETFS LIVE CATTLE	ETC	CATL	GB00B15KY096	5.235	5.365	2.5%	84	746 214	360	3 548 043
441 ETFS NATURAL GAS	ETC	NGAS	GB00B15KY104	0.284	0.288	1.4%	8 593	93 341 538	30 309	309 526 611
442 ETFS NICKEL	ETC	NICK	GB00B15KY211	21.670	22.770	5.1%	1 770	20 886 237	5 147	57 325 379
443 ETFS SILVER	ETC	SLVR	GB00B15KY328	15.140	16.410	8.4%	203	1 514 398	978	12 912 837
444 ETFS SOYBEAN OIL	ETC	SOYO	GB00B15KY435	4.975	5.115	2.8%	48	375 198	215	3 298 199
445 ETFS SOYBEANS	ETC	SOYB	GB00B15KY542	10.840	11.700	7.9%	179	3 813 752	635	7 533 979
446 ETFS SUGAR	ETC	SUGA	GB00B15KY658	10.890	9.550	-12.3%	3 517	24 772 555	7 791	58 189 552
447 ETFS WHEAT	ETC	WEAT	GB00B15KY765	1.318	1.406	6.7%	1 059	10 313 131	4 170	33 154 640
448 ETFS WTI 2MTH OIL SECURITIES	ETC	OILW	GB00B0CTWK84	40.780	43.450	6.5%	116	2 509 313	594	11 038 861
449 ETFS ZINC	ETC	ZINC	GB00B15KY872	6.885	6.740	-2.1%	626	5 286 685	2 443	20 763 575
450 ETFS GOLD BULLION SECURITIES	ETC	GBS	GB00B00FH282	80.560	86.610	7.5%	1 684	40 184 085	5 136	120 168 777
451 ETFS PHYSICAL PLATINUM	ETC	PHPT	JE00B1VSV253	119.590	129.110	8.0%	778	10 074 685	2 528	37 233 118
452 ETFS PHYSICAL PALLADIUM	ETC	PHPD	JE00B1VSV3002	34.810	40.930	17.6%	1 709	14 720 659	4 001	31 697 056
453 ETFS PHYSICAL SILVER	ETC	PHAG	JE00B1VSV3333	12.730	13.900	9.2%	801	11 569 346	3 157	50 422 652
454 ETFS PHYSICAL GOLD	ETC	PHAU	JE00B1VSV3770	81.370	87.710	7.8%	2 150	106 051 283	6 306	244 869 295
455 ETFS PHYSICAL PM BASKET	ETC	PHPM	JE00B1VSV3W29	66.830	72.910	9.1%	293	1 482 116	987	6 628 826
456 ETFS FORWARD GRAINS DJ-UBSCI-F3	ETC	GRAF	JE00B24DMN53	5.385	5.770	7.1%	12	142 837	71	551 540
457 ETFS FORWARD NATURAL GAS	ETC	NGAF	JE00B24DM351	6.780	6.945	2.4%	118	838 356	431	2 730 201
458 ETFS FORWARD LIVESTOCK DJ-UBSCI-F3	ETC	FLIV	JE00B24DMM47	11.760	12.200	3.7%	3	8 746	6	15 148
459 ETFS FORWARD ALL COMMODITIES DJ-UBSCI-F3	ETC	FAIG	JE00B24DMC49	20.010	20.880	4.3%	10	46 866	26	893 566
460 ETFS FORWARD SOFTS DJ-UBSCI-F3	ETC	SOFF	JE00B24DML30	6.680	6.690	0.1%	4	38 069	18	134 359
461 ETFS FORWARD AGRICULTURE DJ-UBSCI-F3	ETC	FAGR	JE00B24DMK23	7.130	7.480	4.9%	62	470 866	192	1 177 017
462 ETFS FORWARD ENERGY DJ-UBSCI-F3	ETC	ENEF	JE00B24DMD55	32.220	34.400	6.8%	2	24 145	7	84 790
463 ETFS FORWARD PETROLEUM DJ-UBSCI-F3	ETC	FPET	JE00B24DMF79	50.950	55.330	8.6%	35	232 074	94	1 096 616
464 ETFS FORWARD EX-ENERGY DJ-UBSCI-F3	ETC	EXEF	JE00B24DMG86	13.180	13.610	3.3%	3	48 092	13	107 434
465 ETFS FORWARDIndustr METALS DJ-UBSCI-F3	ETC	FIND	JE00B24DMJ18	20.140	19.720	-2.1%	26	391 347	87	750 075
466 ETFS SHORT ALL COMMODITIES DJ-UBSCI	ETC	SALL	JE00B24DKT75	48.250	48.120	-0.3%	6	66 696	43	577 859
467 ETFS LEVERAGED PALLADIUM	ETC	LPLA	JE00B2NFTV134	16.800	19.100	13.7%	552	5 566 918	1 733	16 165 568
468 ETFS LEVERAGED WHEAT	ETC	LWEA	JE00B2NFTX18	2.188	2.433	11.2%	1 895	12 779 493	8 403	54 551 821
469 ETFS SHORT ALUMINIUM	ETC	SALU	JE00B24DK421	43.550	45.960	5.5%	80	778 766	313	3 008 769
470 ETFS LEVERAGED SILVER	ETC	LSIL	JE00B2NFTS84	16.080	18.610	15.7%	846	11 372 835	4 301	39 353 045
471 ETFS SHORT COPPER	ETC	SCOP	JE00B24DK645	26.240	27.980	6.6%	334	4 460 936	1 686	13 549 349
472 ETFS LEVERAGED NATURAL GAS	ETC	LNGA	JE00B2NFTQ41	0.533	0.524	-1.7%	18 241	126 442 188	66 653	470 748 879
473 ETFS LEVERAGED GOLD	ETC	LBUL	JE00B2NFTL95	37.620	42.860	13.9%	627	7 190 926	2 373	30 197 657
474 ETFS SHORT CRUDE OIL	ETC	SBUL	JE00B24DK975	44.770	43.680	-2.4%	1 565	21 059 590	5 508	69 311 442
475 ETFS LEVERAGED CRUDE OIL	ETC	LOIL	JE00B2NFTJ73	4.238	4.615	8.9%	2 121	19 669 075	14 897	127 123 632
476 ETFS SHORT GOLD	ETC	SBUL	JE00B24DKC09	27.150	26.030	-4.1%	300	2 442 739	1 780	21 626 256
477 ETFS LEVERAGED COPPER	ETC	LCOP	JE00B2NFTF36	17.830	15.920	-10.7%	691	5 057 439	3 464	27 499 520
478 ETFS LEVERAGED ALUMINIUM	ETC	LALU	JE00B2NFTC05	10.810	9.945	-8.0%	876	4 819 002	2 283	16 894 582
479 ETFS SHORT NATURAL GAS	ETC	SNGA	JE00B24DKH53	114.560	113.990	-0.5%	929	18 344 284	3 272	40 266 648
480 ETFS LEVERAGED ALL COMMODITIES DJ-UBSCI	ETC	LALL	JE00B2NFTV571	11.540	12.120	5.0%	51	249 440	225	967 438
481 ETFS LEVERAGED AGRICULTURE DJ-UBSCI	ETC	LAGR	JE00B2NFT427	10.680	11.460	7.3%	170	1 352 229	487	3 918 934
482 ETFS SHORT SILVER	ETC	SSIL	JE00B24DKK82	24.970	23.630	-5.4%	109	1 314 568	426	3 388 157
483 ETFS SHORT WHEAT	ETC	SWEA	JE00B24DKR51	72.150	69.020	-4.3%	29	675 936	91	1 893 108
484 ETFS SHORT PLATINUM	ETC	SPLA	JE00B2NFT195	36.030	34.510	-4.2%	41	228 236	206	1 335 297
485 ETFS SHORT AGRICULTURE DJ-UBSCI	ETC	SAGRI	JE00B24DL056	49.330	48.850	-1.0%	4	298 814	12	333 198
<b>TOTAL</b>							<b>308 798</b>	<b>6 879 791 359</b>	<b>1 110 626</b>	<b>24 153 694 469</b>

**TRADING BY SIZE OF EVOLUTION**

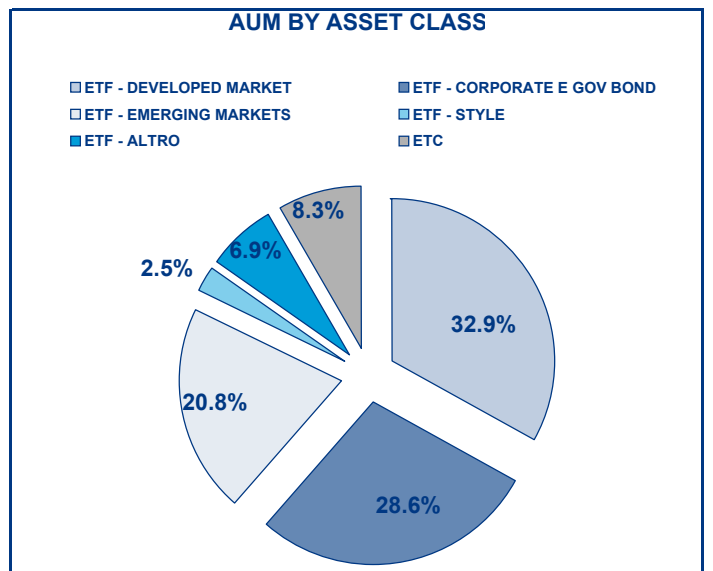
SIZE OF TURNOVER		MARCH 2010		APRIL 2010		YEAR 2010			
		trades	turnover €	trades	turnover €	trades	% TOT	turnover €	% TOT
-	500	21 376	5.5	26 114	5.8	91 174	8.2%	21.5	0.1%
500	1 000	20 751	15.4	21 392	15.8	78 979	7.1%	58.6	0.2%
1 000	2 000	37 049	54.3	40 478	59.0	148 279	13.4%	216.8	0.9%
2 000	3 000	26 013	64.3	28 937	71.5	104 336	9.4%	256.6	1.1%
3 000	4 000	20 130	69.7	21 883	75.3	80 178	7.2%	278.1	1.2%
4 000	5 000	16 466	74.2	18 493	83.9	66 410	6.0%	299.4	1.2%
5 000	6 000	15 262	83.3	16 067	87.4	58 867	5.3%	320.2	1.3%
6 000	7 000	8 445	54.8	10 019	64.7	32 475	2.9%	210.3	0.9%
7 000	8 000	6 713	50.2	7 160	53.5	28 148	2.5%	210.8	0.9%
8 000	9 000	7 388	62.7	8 055	68.9	27 367	2.5%	232.4	1.0%
9 000	10 000	6 449	61.9	7 673	73.4	27 182	2.4%	260.6	1.1%
10 000	15 000	25 549	315.8	27 571	339.9	99 711	9.0%	1 223.0	5.1%
15 000	20 000	13 131	227.1	14 503	250.5	54 922	4.9%	948.4	3.9%
20 000	25 000	8 651	191.7	9 485	211.6	33 865	3.0%	751.5	3.1%
25 000	30 000	6 161	169.3	6 500	179.2	23 013	2.1%	632.6	2.6%
30 000	35 000	4 387	142.7	5 222	168.9	17 376	1.6%	562.4	2.3%
35 000	40 000	3 445	128.3	3 852	143.7	14 170	1.3%	530.6	2.2%
40 000	45 000	2 856	120.9	2 823	120.1	11 285	1.0%	477.9	2.0%
45 000	50 000	2 050	97.9	2 566	122.0	8 701	0.8%	414.9	1.7%
50 000	75 000	7 323	448.8	8 385	509.5	29 400	2.6%	1 793.9	7.4%
75 000	100 000	4 707	403.2	5 513	479.5	18 980	1.7%	1 639.3	6.8%
100 000	125 000	3 312	370.1	3 592	403.4	13 073	1.2%	1 460.7	6.0%
125 000	150 000	1 978	274.3	2 021	279.1	9 213	0.8%	1 264.5	5.2%
150 000		7 897	2 381.1	10 494	3 013.3	33 522	3.0%	10 088.7	41.8%
<b>TOTAL</b>		<b>277 489</b>	<b>5 867.4</b>	<b>308 798</b>	<b>6 879.8</b>	<b>1 110 626</b>		<b>24 153.7</b>	

**TRADING EVOLUTION**



**FOCUS**

MONTH	INSTRUMENT WITH HIGHEST TURNOVER		INSTRUMENT WITH HIGHEST TRADES NUMBER	
	ALPHA CODE	EUR	ALPHA CODE	NUMBER
APRIL	XBRMIB	410 362 290	XBRMIB	29 101
MAY	XBRMIB	378 024 568	XBRMIB	31 777
JUNE	LEONIA	359 735 004	XBRMIB	22 718
JULY	XBRMIB	432 277 872	XBRMIB	28 293
AUGUST	LEVMI	378 528 076	XBRMIB	22 950
SEPTEMBER	XBRMIB	569 463 778	XBRMIB	30 084
OCTOBER	XBRMIB	697 186 945	XBRMIB	38 810
NOVEMBER	XBRMIB	675 952 669	XBRMIB	35 201
DECEMBER	XBRMIB	347 472 099	XBRMIB	19 582
JANUARY 2010	XBRMIB	462 424 020	XBRMIB	25 764
FEBRUARY	XBRMIB	745 194 115	XBRMIB	37 501
MARCH	XBRMIB	520 770 821	XBRMIB	27 007
APRIL	XBRMIB	688 925 674	XBRMIB	32 451



## SPREAD

	SPREAD							
	BBO		5 000 €		15 000 €		25 000 €	
	SPREAD	% RILEVAZ	SPREAD	% RILEVAZ	SPREAD	% RILEVAZ	SPREAD	% RILEVAZ
<b>ETF - DEVELOPED MARKET</b>	<b>0.13%</b>	<b>99.91%</b>	<b>0.13%</b>	<b>99.88%</b>	<b>0.13%</b>	<b>99.86%</b>	<b>0.13%</b>	<b>99.83%</b>
EQUITY ITALY	0.06%	99.98%	0.06%	99.97%	0.06%	99.97%	0.06%	99.97%
EQUITY EUROPE	0.16%	99.87%	0.16%	99.83%	0.17%	99.80%	0.17%	99.80%
EQUITY EUROPE (EURO ZONE)	0.10%	99.97%	0.10%	99.96%	0.10%	99.92%	0.10%	99.87%
EQUITY GERMANY	0.05%	100.00%	0.05%	100.00%	0.05%	100.00%	0.05%	100.00%
EQUITY WORLD	0.16%	99.95%	0.17%	99.93%	0.17%	99.89%	0.17%	99.86%
EQUITY PACIFIC	0.20%	99.96%	0.21%	99.95%	0.22%	99.93%	0.23%	99.93%
EQUITY SHORT (DEVELOPED)	0.13%	100.00%	0.14%	99.99%	0.14%	99.97%	0.14%	99.92%
EQUITY SWISS	0.20%	99.87%	0.19%	99.68%	0.19%	99.67%	0.19%	99.56%
EQUITY UNITED KINGDOM	0.14%	99.97%	0.14%	99.97%	0.14%	99.97%	0.14%	99.97%
EQUITY NORTH AMERICA	0.10%	99.88%	0.10%	99.86%	0.10%	99.86%	0.10%	99.82%
BUYWRITE - COVERED CALL	1.41%	94.17%	1.42%	92.75%	1.44%	92.73%	1.44%	92.65%
FUNDAMENTAL	0.66%	97.60%	0.67%	96.02%	0.68%	95.05%	0.68%	94.49%
LEVERAGED LONG	0.13%	99.98%	0.13%	99.98%	0.13%	99.93%	0.13%	99.85%
PROTECTIVE PUT	0.86%	97.52%	0.84%	96.23%	0.85%	95.48%	0.86%	95.42%
SEMI-ACTIVE	0.09%	100.00%	0.09%	100.00%	0.09%	99.99%	0.10%	99.99%
<b>ETF - EMERGING MARKETS</b>	<b>0.19%</b>	<b>99.98%</b>	<b>0.19%</b>	<b>99.96%</b>	<b>0.21%</b>	<b>99.91%</b>	<b>0.21%</b>	<b>99.79%</b>
EQUITY CHINA	0.12%	99.99%	0.12%	99.99%	0.13%	99.96%	0.14%	99.59%
EQUITY EASTERN EUROPE	0.23%	100.00%	0.24%	99.97%	0.25%	99.89%	0.26%	99.83%
EMERGING MARKETS	0.20%	99.98%	0.21%	99.94%	0.22%	99.89%	0.23%	99.85%
<b>ETF - CORPORATE GOVERNMENT BONDS</b>	<b>0.09%</b>	<b>99.12%</b>	<b>0.10%</b>	<b>99.03%</b>	<b>0.10%</b>	<b>98.80%</b>	<b>0.10%</b>	<b>98.73%</b>
LIQUIDITY	0.03%	97.80%	0.02%	97.52%	0.02%	96.74%	0.02%	96.73%
CORPORATE BOND (EURO)	0.08%	99.97%	0.08%	99.97%	0.09%	99.97%	0.09%	99.97%
CORPORATE BOND (USD)	0.22%	100.00%	0.24%	100.00%	0.27%	99.73%	0.28%	99.46%
BOND SHORT	0.14%	99.30%	0.15%	99.29%	0.16%	99.24%	0.16%	98.33%
GOVERNMENT BONDS (EMERGING)	0.18%	100.00%	0.21%	100.00%	0.24%	99.53%	0.26%	98.34%
GOVERNMENT BONDS (EURO)	0.12%	99.21%	0.12%	99.15%	0.12%	99.02%	0.13%	98.96%
GOVERNMENT BONDS (EX EURO)	0.25%	98.52%	0.25%	98.39%	0.25%	98.25%	0.25%	98.25%
GOVERNMENT BONDS (GLOBAL)	0.37%	99.11%	0.38%	99.06%	0.41%	98.98%	0.42%	98.84%
<b>ETF - STYLE</b>	<b>0.23%</b>	<b>99.84%</b>	<b>0.23%</b>	<b>99.78%</b>	<b>0.24%</b>	<b>99.73%</b>	<b>0.24%</b>	<b>99.70%</b>
MID CAP EQUITY	0.22%	99.93%	0.22%	99.76%	0.22%	99.66%	0.22%	99.60%
SMALL CAP EQUITY	0.44%	99.23%	0.44%	98.99%	0.44%	98.92%	0.45%	98.88%
STYLE	0.18%	99.98%	0.19%	99.97%	0.20%	99.93%	0.20%	99.90%
<b>ETF - OTHERS</b>	<b>0.25%</b>	<b>98.66%</b>	<b>0.26%</b>	<b>98.49%</b>	<b>0.26%</b>	<b>98.38%</b>	<b>0.27%</b>	<b>98.33%</b>
EQUITY SECTORS INDEX	0.16%	99.99%	0.17%	99.97%	0.17%	99.95%	0.17%	99.94%
COMMODITIES	0.26%	99.60%	0.27%	99.34%	0.27%	99.10%	0.27%	99.04%
CREDIT INDICES	0.22%	83.87%	0.22%	83.87%	0.22%	83.87%	0.22%	83.87%
PRIVATE EQUITY	0.69%	99.57%	0.76%	99.37%	0.80%	99.17%	0.81%	99.10%
REAL ESTATE	0.34%	99.83%	0.37%	99.74%	0.39%	99.55%	0.39%	99.28%
THEMATIC	0.55%	99.59%	0.56%	98.69%	0.59%	98.30%	0.60%	98.18%
<b>ETF</b>	<b>0.14%</b>	<b>99.59%</b>	<b>0.15%</b>	<b>99.53%</b>	<b>0.15%</b>	<b>99.42%</b>	<b>0.16%</b>	<b>99.36%</b>

Data obtained from 5 minutes snapshots of the trading book (5 levels) during trading days of the relevant month.

Market Spread: means the difference between bid and ask prices divided by the mid quote at which it was possible to buy and sell simultaneously the relevant amount.

% Obser: means the percentage of observations at which it would be possible to buy and sell simultaneously the relevant amount.

The average showed is the weighted average on AUM deposited in Monte Titoli is used: it's the average calculated taking into account the AUM (asset under management) deposited in Monte Titoli.

## News

London Stock Exchange Group won, for the third consecutive year, the ETF Global Award as the largest European ETF Exchange by number of contracts concluded during 2009.

The steady growth of the ETFplus market has been confirmed during April 2010, which was characterized by a new series of records:

- on April 8th 2010 the trades realized in a single session reached the highest value ever of 29,691, +9.8% compared to the old record (27,043 - February 5th 2010);
- the daily average number of trades in the month was equal to 15,440, +10.52% compared to the old record (13,971 - October 2009);
- the daily average turnover reached in April the highest value ever of €344 million, +16.46% compared to the old record (€295.4 million - February 2010).

The growing trend of new listings has been confirmed also in April 2010, in fact 24 ETFs and 13 structured ETFs have been listed. PowerShares launched one new ETF, Amundi 28, iShares 1 and dt x-trackers 7.

## Markets Analysis

Piazza Affari, 6 - 20123 Milano  
T +39 02 72426.478 | Fax +39 02 8646.4323  
e-mail: [research@borsaitaliana.it](mailto:research@borsaitaliana.it)  
[www.borsaitaliana.it](http://www.borsaitaliana.it)



**Borsa Italiana**  
London Stock Exchange Group

The publication of this document does not represent solicitation, by Borsa Italiana S.p.A., of public saving and is not to be considered as a recommendation by Borsa Italiana as to the suitability of the investment, if any, herein described. This document has not to be considered complete and it is meant for information and discussion purposes only. Borsa Italiana accepts no liability, arising, without limitation to the generality of the foregoing, from inaccuracies and/or mistakes, for decisions and/or actions taken by any party based on this documents.

Trademarks Borsa Italiana and Borsa Italiana's logo, IDEM, MOT, MTA, STAR, SeDeX, MIB, IDEX, Bit Club, Academy, MiniFIB, DDM, EuroMOT, Market Connect, NIS, Borsa Virtuale, ExtraMOT, MIV are owned by Borsa Italiana S.p.A.

FTSE is a registered trademark of London Stock Exchange plc and The Financial Times Limited and is used by FTSE International Limited under licence.

London Stock Exchange, the coat of arms device and AIM are a registered trade mark of London Stock Exchange plc.

The above trademarks and any other trademark owned by the London Stock Exchange Group cannot be used without express written consent by the Company having the ownership of the same.

Borsa Italiana S.p.A. and its subsidiaries are subject to direction and coordination of London Stock Exchange Group Holdings (Italy) Ltd - Italian branch.

©April 2010 Borsa Italiana S.p.A. All rights reserved.