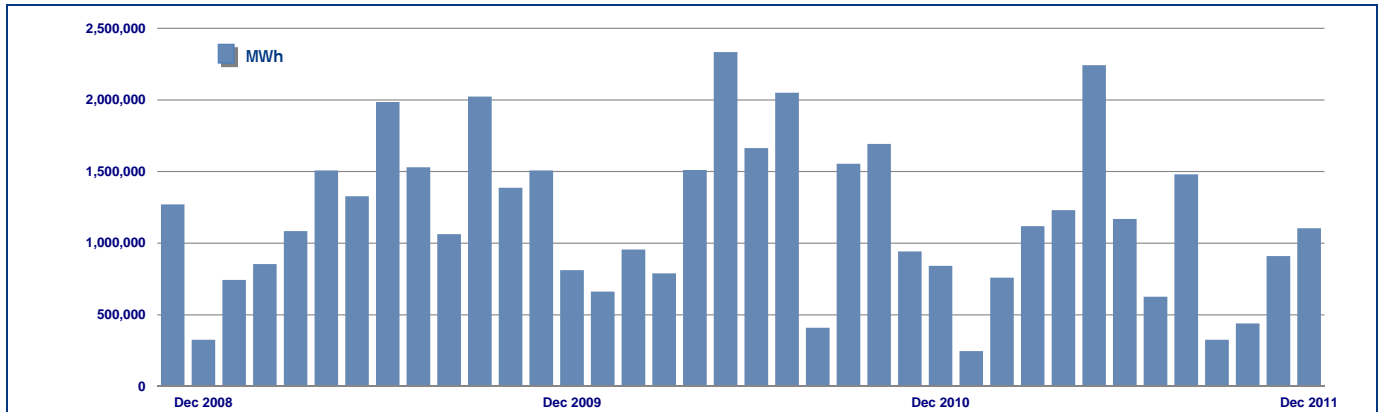


MWh TOTAL



VOLUME

MONTHLY

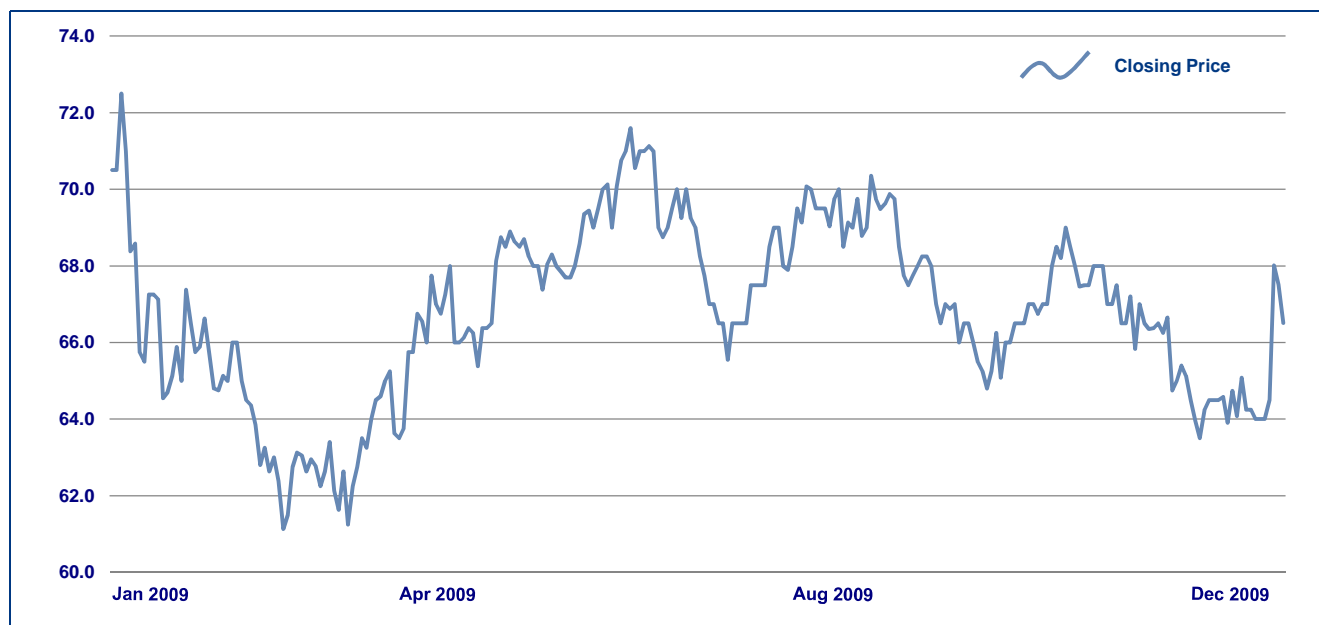
QUARTERLY

YEARLY

	MONTHLY				QUARTERLY				YEARLY			
	STANDARD CONTRACTS	TRADES	TURNOVER eur m	MWh	STANDARD CONTRACTS	TRADES	TURNOVER eur m	MWh	STANDARD CONTRACTS	TRADES	TURNOVER eur m	MWh
November 2008	207	28	13.82	152 568	130	21	22.85	286 145	95	19	66.90	832 200
December 2008	128	17	7.61	91 972	63	13	10.23	138 027	11	3	7.19	96 360
January 2009	195	17	10.15	142 295	214	38	31.84	469 911	15	3	8.68	131 400
February 2009	206	14	10.23	152 838	60	9	8.11	131 400	65	10	36.12	569 400
March 2009	380	21	15.52	274 320	110	18	14.89	240 735	65	13	35.66	569 400
April 2009	145	10	6.06	107 040	80	9	11.41	173 845	140	21	81.09	1 226 400
May 2009	127	8	5.21	93 360	60	5	8.37	131 165	126	24	75.24	1 103 760
June 2009	95	10	4.19	69 960	115	14	16.41	250 785	190	27	115.29	1 664 400
July 2009	256	7	9.73	190 414	112	10	15.22	244 408	125	18	73.27	1 095 000
August 2009	170	5	7.27	122 400	150	12	21.44	327 340	70	12	42.84	613 200
September 2009	320	17	14.17	237 000	256	22	35.80	560 599	140	15	81.78	1 226 400
October 2009	265	27	13.81	193 920	105	5	14.66	229 070	110	13	64.96	963 600
November 2009	218	23	10.43	161 472	115	17	16.06	250 650	125	24	71.66	1 095 000
December 2009	145	11	6.60	106 430	50	8	7.04	109 565	68	13	38.27	595 680
January 2010	181	15	7.70	124 117	145	18	20.80	318 995	25	5	15.13	219 000
February 2010	180	19	7.98	133 820	135	19	18.96	296 320	60	12	36.22	525 600
March 2010	60	6	2.62	43 440	60	12	8.76	132 380	70	14	41.63	613 200
April 2010	130	14	6.50	96 240	165	10	25.49	363 920	120	24	75.82	1 051 200
May 2010	120	14	5.80	87 360	245	39	37.85	539 135	195	25	125.15	1 708 200
June 2010	666	59	34.75	494 400	165	26	26.31	363 350	92	21	58.73	805 920
July 2010	405	29	20.84	299 655	199	31	30.97	436 566	150	27	92.11	1 314 000
August 2010	115	3	5.69	83 175	25	4	3.84	54 725	31	8	18.90	271 560
September 2010	352	36	17.44	261 740	179	32	27.01	389 991	103	22	61.54	902 280
October 2010	509	9	24.98	370 896	60	10	8.64	130 540	136	30	79.86	1 191 360
November 2010	230	4	10.97	169 680	25	5	3.68	54 465	82	14	48.14	718 320
December 2010	460	4	23.19	342 230	20	2	3.12	44 160	52	10	30.79	455 520
January 2011	55	8	2.47	38 380	95	16	13.48	207 845	0	0	0.00	-
February 2011	170	5	8.44	126 090	208	19	32.89	457 312	20	4	13.03	175 680
March 2011	20	2	0.99	14 400	316	15	47.55	691 238	47	10	30.77	412 848
April 2011	55	7	2.68	40 680	209	37	35.42	460 480	83	17	55.15	729 072
May 2011	70	9	3.81	51 480	281	41	47.15	618 354	179	38	114.66	1 572 336
June 2011	30	4	1.69	22 200	70	15	11.86	154 147	113	22	73.39	992 592
July 2011	18	3	0.96	13 080	75	11	12.78	165 155	51	11	33.66	447 984
August 2011	135	7	7.22	97 575	110	4	18.18	241 560	130	25	83.37	1 141 920
September 2011	60	8	3.47	44 440	52	11	8.84	114 396	19	5	12.39	166 896
October 2011	55	8	3.21	40 080	90	13	14.76	197 850	23	7	14.93	202 032
November 2011	20	3	1.19	14 880	215	34	35.96	473 288	48	14	32.18	421 632
December 2011	240	17	13.94	175 370	143	17	23.87	314 161	70	13	47.32	614 880

BORSA ITALIANA - IDEX

CLOSING PRICE YEAR 2010



Year 2009	January	February	March	April	May	June	July	August	September	October	November	December
1				63.75		69.44	69.25		69.75	66.25		63.95
2	70.50	65.75	63.05	65.75		69.00	69.00		68.50	65.08	68.00	63.50
3		64.80	62.63	65.75		69.50	68.25	69.50	67.75		68.00	64.25
4		64.75	62.95		68.13	70.00		69.13	67.50		67.00	64.50
5	70.50	65.13	62.78		68.75	70.13		70.08		66.00	67.00	
6	72.50	65.00	62.25	66.75	68.50		67.75	70.00		66.00	67.50	
7	71.00			66.55	68.90		67.00	69.50	67.75	66.50		64.50
8	68.38			66.00	68.63	69.00	67.00		68.00	66.50		64.50
9	68.58	66.00	62.63	67.75		70.08	66.50		68.25	66.50	66.50	64.58
10		66.00	63.40			70.75	66.50	69.50	68.25		66.50	63.90
11		65.00	62.13		68.50	71.00		69.50	68.00		67.20	64.74
12	65.75	64.50	61.63		68.70	71.60		69.03		67.00	65.83	
13	65.50	64.36	62.63		68.25		65.55	69.75		67.00	67.00	
14	67.25			67.00	68.00		66.50	70.00	67.00	66.75		64.08
15	67.25			66.75	68.00	70.55	66.50		66.50	67.00		65.08
16	67.13	63.85	61.25	67.25		71.00	66.50		67.00	67.00	66.50	64.25
17		62.80	62.25	68.00		71.00	66.50	68.50	66.88		66.35	64.25
18		63.25	62.75		67.38	71.13		69.13	67.00		66.38	64.00
19	64.55	62.63	63.50		68.05	71.00		69.00		68.00	66.50	
20	64.70	63.00	63.25	66.00	68.30		67.50	69.75		68.50	66.25	
21	65.13			66.00	68.00		67.50	68.78	66.00	68.21		64.00
22	65.88			66.13	67.85	69.00	67.50		66.50	69.00		64.00
23	65.00	62.38	64.00	66.38		68.75	67.50		66.50	68.50	66.65	64.50
24		61.13	64.50	66.25		69.00	68.50	69.00	66.00		64.75	
25		61.50	64.60		67.70	69.50		70.35	65.50		65.00	
26	67.38	62.75	65.00		67.70	70.00		69.75		68.00	65.40	
27	66.50	63.13	65.25	65.38	68.00		69.00	69.48		67.46	65.13	
28	65.75			66.38	68.58		69.00	69.63	65.25	67.50		68.01*
29	65.88			66.38	69.35	69.25	68.00		64.80	67.50		67.51*
30	66.63		63.63	66.50		70.00	67.90		65.25	68.00	64.48	66.51*
31			63.50				68.50	69.88				

* Closing price Year 2011

BORSA ITALIANA - IDEX

CLOSING PRICE YEAR 2011

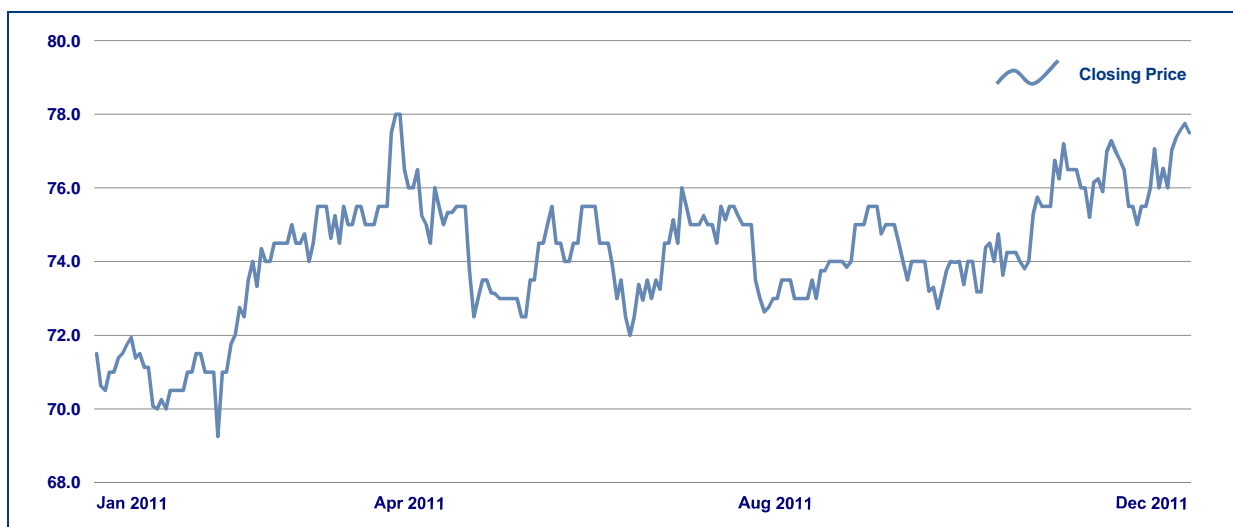


Year 2010												
	January	February	March	April	May	June	July	August	September	October	November	December
1		69.50	67.25	68.20		71.88	71.85		69.23	67.53	66.50	67.25
2		69.63	67.50			71.88	71.00	69.55	69.15		66.80	67.50
3		70.50	67.75		76.30	73.00		69.55	68.70		66.05	68.50
4	69.50	69.50	67.05		75.95	73.50		69.88		67.45	65.75	
5	69.25	68.00	67.75		75.50		71.00	69.55		67.75	65.70	
6	69.25			69.05	75.88		70.15	69.30	70.13	67.50		69.25
7	70.00			69.55	75.20	72.53	70.00		69.03	67.10		69.05
8	70.00	66.90	68.00	69.25		72.50	70.13		69.15	66.38	66.50	69.50
9		67.10	68.00	70.00		73.41	70.35	70.00	68.70		66.25	68.23
10		67.75	67.50		75.20	73.88		70.00	68.93		65.75	68.00
11	70.00	67.83	67.50		73.13	73.33		69.38		67.33	66.50	
12	69.50	67.25	67.58	70.20	73.75		71.25	68.75		67.13	66.55	
13	68.50			70.03	73.50		70.00	69.00	69.13	67.00		68.00
14	69.00			70.65	73.50	73.00	69.95		69.00	67.05		67.50
15	68.50	67.50	67.39	71.60		74.20	69.80		68.23	66.88	66.65	67.60
16		68.30	67.55	71.35		73.50	69.50	69.00	69.58		66.18	67.75
17		68.48	67.55		72.75	73.05		69.25	69.63		66.00	68.33
18	68.00	67.63	67.55		73.00	73.08		69.50		67.50	66.50	
19	67.50	68.08	67.90	70.00	71.88		69.50	68.70		67.13	66.60	
20	68.00			71.13	71.00		68.80	68.73	67.88	66.90		68.00
21	67.50			71.98	70.50	73.20	68.90		68.25	66.70		68.00
22	67.50	67.88	67.88	72.00		73.50	69.50		68.25	66.63	67.00	68.29
23		67.30	67.50	71.85		73.00	69.45	69.13	66.90		66.25	68.50
24		67.60	68.45		71.50	72.50		68.25	67.23		67.50	
25	67.25	68.00	68.53		71.00	73.00		68.45		67.09	66.55	
26	67.00	67.50	68.83	74.50	71.50		69.13	68.63		66.85	67.00	
27	68.50			75.00	71.50		68.85	68.95	66.95	66.80		68.50
28	68.00			74.00	71.50	72.00	68.80		66.67	66.65		70.50*
29	70.50		68.00	73.98		73.00	69.45		66.85	66.50	67.50	70.63*
30			67.95	73.61		72.60	69.23	69.88	67.13		67.50	72.19*
31			67.70		72.50			69.43				

* Closing price Year 2012

BORSA ITALIANA - IDEX

CLOSING PRICE YEAR 2012



Year 2011												
January	February	March	April	May	June	July	August	September	October	November	December	
1		71.00	74.50	75.00		75.50	73.50	75.25	74.00		74.00	77.00
2		71.00	74.50		75.50	74.50		75.00	74.00		73.80	76.75
3	71.50	71.50	74.50		75.50	74.50		75.00		73.20	74.00	
4	70.63	71.50	74.50	75.50	75.50		73.00	75.00		73.30	75.30	
5	70.50			75.50	73.78		73.50	73.50	74.00		72.73	76.50
6	71.00			75.50	72.50	74.00		73.25		73.85	73.21	75.50
7	71.00	71.00	75.00	77.50		74.00	74.50		74.00	73.75		75.50
8		71.00	74.50	78.00		74.50	74.50	73.00	75.00		75.50	75.00
9		71.00	74.50		73.00	74.50		72.63	75.00		75.50	75.50
10	71.38	69.25	74.75		73.50	75.50		72.75		74.00	75.50	
11	71.50	71.00	74.00	78.00	73.50		75.13	73.00		73.98	76.75	
12	71.75			76.50	73.15		74.50	73.00	75.00	74.00		75.50
13	71.94			76.00	73.13	75.50	76.00		75.50	73.38		76.00
14	71.38	71.00	74.50	76.00		75.50	75.50		75.50	74.00	76.25	77.06
15		71.75	75.50	76.50		75.50	75.00		75.50		77.20	76.00
16		72.00	75.50		73.00	74.50		73.50	74.75		76.50	76.53
17	71.50	72.75	75.50		73.00	74.50		73.50		74.00	76.50	
18	71.13	72.50	74.63	75.25	73.00		75.00	73.50		73.18	76.50	
19	71.13			75.00	73.00		75.00	73.00	75.00	73.18		76.00
20	70.08			74.50	73.00	74.50	75.25		75.00	74.38		77.03
21	70.00	73.50	75.25	76.00		73.88	75.00		75.00	74.50	76.00	77.38
22		74.00	74.50			73.00	75.00	73.00	74.50		76.00	77.58
23		73.33	75.50		72.50	73.50		73.00	74.00		75.20	77.75
24	70.25	74.35	75.00		72.50	72.50		73.00		74.00	76.15	
25	70.00	74.00	75.00		73.50		74.50	73.50		74.75	76.25	
26	70.50			75.50	73.50		75.50	73.00	73.50	73.63		
27	70.50			75.00	74.50		75.13		74.00	74.25		77.50
28	70.50	74.00	75.50	75.33		72.50	75.50		74.00	74.25	75.90	75.00
29			75.50	75.33		73.38	75.50	73.75	74.00		76.99	75.15
30			75.00		74.50	72.95		73.75	74.00		77.28	75.00
31	70.50		75.00		75.00			74.00		74.25		

* Closing price Year 2013

Markets Analysis
 Piazza Affari, 6 - 20123 Milano
 T +39 02 72426.478 | Fax +39 02 8646.4323
 e-mail: markets_analysis@borsaitaliana.it
 www.borsaitaliana.it

