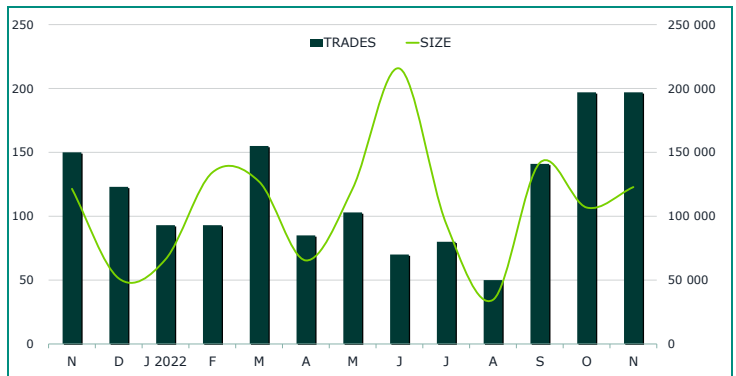
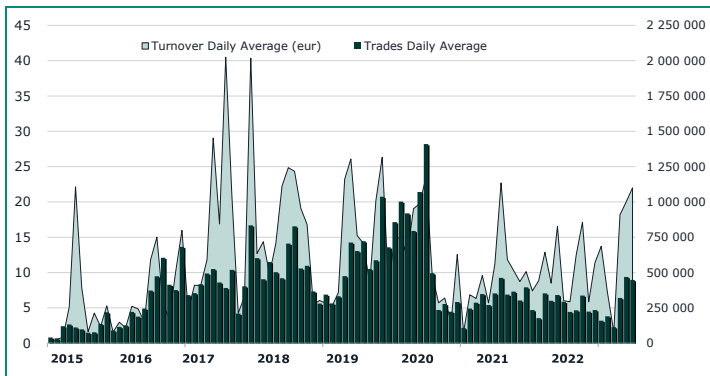


ATFund Statistics
November 2022
TRADING EVOLUTION

MAIN INDICATORS
LISTED FUNDS

	LISTED END of MONTH	AUM in MT	
		eur m 31/10/2022	eur m 30/11/2022
CORPORATE AND GOV. BOND	21	38.39	43.79
DEVELOPED MARKETS	21	55.88	60.07
EMERGING	2	3.30	3.61
STYLE			
OTHERS	38	319.39	330.75
TOTAL	82	416.95	438.21

TRADING

	OCTOBER 2022	NOVEMBER 2022	JAN - NOV 2022
	Turnover eur m	Turnover eur m	Turnover eur m
CORPORATE AND GOV. BOND	4.6	5.4	34.31
DEVELOPED MARKETS	3.9	3.2	24.04
EMERGING	3.3	0.0	3.56
STYLE			
OTHERS	9.3	15.6	84.10
TOTAL	21.04	24.20	146.01

MOST TRADED IN THE MONTH BY TURNOVER

Name	Trading Code	ISIN	TURNOVER	
			eur m	% TOT
1 OTF OPPORTUNITY	OTFOPP	IT0005279697	5.23	21.6%
2 OPEN CAPITAL TOTAL RETURN CLASSE L	OCPTR	IT0005279515	5.14	21.2%
3 OTF BOND	OTFBND	IT0005279572	3.49	14.4%
4 PHARUS SICAV EUROPE TOTAL RETURN CLASS Q	PSEAFQ	LU1437803767	2.33	9.6%
5 OPEN CAPITAL PROFESSIONAL	OCPPI	IT0005279754	1.95	8.1%
6 NEW MILLEN MULTI ASSET OPPORTUN CLASSE L	NMMAO	LU1363165751	1.60	6.6%
7 NEW MILLENNIUM BALANC WORLD CONSERVAT L	NMBWC	LU1148874552	1.06	4.4%
8 NEW MILLENNIUM INFLAT LINK BOND EUROP L	NMILB	LU1148874040	1.00	4.2%
9 NEW MILLENNIUM AUGUSTUM CORPORATE BOND L	NMCB	LU1148874396	0.80	3.3%
10 NICHEJUNGLE JAPAN ORPHAN COMPAN SDG FUND	NJJAP	IE000Y50XF14	0.29	1.2%

MOST TRADED IN THE YEAR BY TURNOVER

Name	Trading Code	ISIN	TURNOVER	
			eur m	% TOT
1 OPEN CAPITAL TOTAL RETURN CLASSE L	OCPTR	IT0005279515	30.15	20.6%
2 OTF BOND	OTFBND	IT0005279572	15.64	10.7%
3 OPEN CAPITAL PROFESSIONAL	OCPPI	IT0005279754	13.16	9.0%
4 PHARUS SICAV EUROPE TOTAL RETURN CLASS Q	PSEAFQ	LU1437803767	12.24	8.4%
5 OTF OPPORTUNITY	OTFOPP	IT0005279697	9.28	6.4%
6 NEW MILLEN MULTI ASSET OPPORTUN CLASSE L	NMMAO	LU1363165751	7.43	5.1%
7 ACOMEA 12 MESI CLASSE Q2	ACALIQ	IT0005090854	4.49	3.1%
8 PHARUS BEST REG. COMPANIES, CLASSE QD	PHSTED	LU1868872802	4.28	2.9%
9 PHARUS ASIAN VALUE NICHE	PHSAN	LU1867072735	3.96	2.7%
10 NICHEJUNGLE JAPAN ORPHAN COMPAN SDG FUND	NJJAP	IE000Y50XF14	3.54	2.4%

What is ATFund (@Fund)

ATFund is a multilateral trading facilities (MTF) for open-end funds.

Clients can enter buy and sell orders between 8:00 a.m. and 10:55 a.m. Orders must indicate the quantity only.

Between 10:55 and 11 a.m. only the Appointed Intermediary can insert orders to execute the imbalance between buy and sell quantities. Trades are concluded within one minute after 11 am.

Contracts concluded at T are valued the following day (T+1) with the NAV (in Euro) as of day T provided by the issuers of listed funds by the cut-off time (5:00 pm).

Trades, valued at NAV, are settled in Monte Titoli the third day following the conclusion of contracts (T+3).

News:

ATFund AUM reached €438.21 m

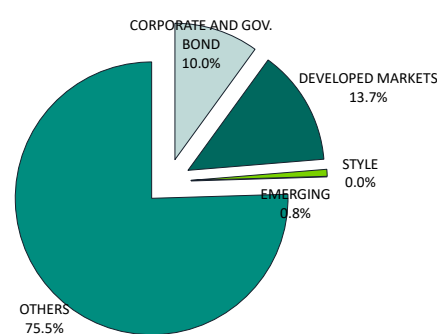
Note: ATFund figures are included in the ETFplus until September 2018

TURNOVER		OCTOBER 2022		NOVEMBER 2022		YEAR 2022			
		Trades	Turnover eur m	Trades	Turnover eur m	Trades	% TOT	Turnover eur m	% TOT
0	20 000	83	0.73	72	0.51	593	46.9%	4.30	2.9%
20 000	50 000	37	1.15	35	1.19	223	17.6%	7.23	5.0%
50 000	100 000	18	1.48	40	2.67	151	11.9%	10.97	7.5%
100 000	500 000	47	9.78	37	7.39	225	17.8%	47.00	32.2%
500 000		12	29.1	13	12.44	72	5.7%	76.51	52.4%
TOTAL		197	21.04	197	24.20	1 264		146.01	

FOCUS

FUNDS WITH HIGHEST TURNOVER				
MONTH	NAME	TRADING CODE	ISIN	EUR
DECEMBER	FINLABO DYNAMIC EQUITY - CLASSE L	FINLDE	LU1397788552	986 300
JANUARY	ACOMEA BREVE TERMINE CLASSE Q2	ACABRT	IT0005090870	1 487 794
FEBRUARY	OPEN CAPITAL PROFESSIONAL	OCPEI	IT0005279754	3 766 264
MARCH	OPEN CAPITAL TOTAL RETURN CLASSE L	OCPTR	IT0005279515	3 805 622
APRIL	OPEN CAPITAL TOTAL RETURN CLASSE L	OCPTR	IT0005279515	2 848 387
MAY	ACOMEA 12 MESI CLASSE Q2	ACALIQ	IT0005090854	4 153 002
JUNE	PHARUS SICAV EUROPE TOTAL RETURN CLASS Q	PSEAFQ	LU1437803767	6 648 684
JULY	OPEN CAPITAL TOTAL RETURN CLASSE L	OCPTR	IT0005279515	3 468 976
AUGUST	SAFE SICAV-SAFE DYNAMIC ALLOCATION Q EUR	PHSAFQ	LU1136402788	415 717
AUGUST	SAFE SICAV-SAFE DYNAMIC ALLOCATION Q EUR	PHSAFQ	LU1136402788	415 717
SEPTEMBER	OTF BOND	OTFBND	IT0005279572	8 032 898
OCTOBER	OTF BOND	OTFBND	IT0005279572	4 115 963
NOVEMBRE	OTF OPPORTUNITY	OTFOPP	IT0005279697	5 225 866

AUM BY ASSET CLASS



MAIN INDICATORS - DEVELOPED MARKETS

Name	Trading Code	ISIN	31/10/2022	Reference Price 30/11/2022	Var %	NOVEMBER 2022 trades	NOVEMBER 2022 Turnover C	JAN - NOV 2022 trades	JAN - NOV 2022 Turnover C
1 8A+ EIGER - CLASSE Q	8AECQ	IT0005114530	102.223	109.822	7.4%	-	-	4	2 649 691
2 ACOMEAMERICA CLASSE Q2	ACAAME	IT0005091142	26.922	28.396	5.5%	-	-	-	-
3 ACOMEASIA PACIFICO CLASSE Q2	ACAAPA	IT0005091183	7.098	7.783	9.7%	-	-	2	25 605
4 ACOMEAEUROPA CLASSE Q2	ACAEUP	IT0005091167	17.027	18.194	6.9%	-	-	-	-
5 ACOMEGLOBALE CLASSE Q2	ACAAGLO	IT0005091100	15.82	17.111	8.2%	-	-	7	385 700
6 ACOMEPMITALIA ESG CLASSE Q2	ACAITA	IT0005091233	28.5	30.125	5.7%	2	62 499	2	62 499
7 ALESSIA - VOLCOR BETA ZERO CLASS Q	AVBZ01	LU1238726811	103.02	101.33	-1.6%	1	4 073	2	14 938
8 ATOMO MADE IN ITALY FUND - CLASSE L	ATMMIF	LU1391064828	152.43	158.15	3.8%	1	1 577	5	656 723
9 COMPAM ACTIVE GLOBAL LONG SHORT	COMAEE	LU1275425897	-	82.419	-	-	-	-	-
10 COMPAM FUND - SB EQUITY CLASSE Q	COMSBE	LU1275426275	-	138.177	-	-	-	3	199 926
11 COMPAM FUND ACORO GLOB EQUITY LONG-ONLY	COMACO	LU2339391539	-	-	-	-	-	-	-
12 COMPAM FUND ACTIVE GLOBAL EQUITY	COMGEQ	LU1783934646	-	-	-	-	-	-	-
13 FINLABO DYNAMIC EQUITY - CLASSE L	FINLDE	LU1397788552	97.82	97.53	-0.3%	1	36 851	6	646 893
14 NEW MILLENNIUM EURO EQUITIES CLASSE L	NMEE	LU1148873406	65.38	70.75	8.2%	-	-	-	-
15 NEW MILLENNIUM GLOBAL EQUITIES EUR HED L	NMGE	LU1148873588	113.34	119.97	5.8%	-	-	-	-
16 NICHEJUNGLE JAPAN ORPHAN COMPAN SDG FUND	NJAP	IE000Y50XF14	-	1009.99	-	7	290 135	42	3 543 019
17 PHARUS ELECTRIC MOBILITY VALUE NICHE	PHSEMNI	LU1867072495	150.46	164	9.0%	2	204 593	22	2 046 885
18 PHARUS EQUITY LEADERS CLASS Q	PHSIEQ	LU1136402192	106.1	112.41	5.9%	-	-	-	-
19 PHARUS GLOBAL VALUE EQUITY CLASS Q	PSGVQ	LU1371515534	146.97	149.68	1.8%	1	199 909	9	1 027 609
20 PHARUS GLOBAL VALUE EQUITY CLASS QH	PSGVQH	LU1371515880	135.7	139.21	2.6%	2	82 572	9	514 213
21 PHARUS GLOBAL VALUE EQUITY CLASS QHD	PSGVQHD	LU1574104151	106.87	109.64	2.6%	-	-	-	-
22 PHARUS SICAV EUROPE TOTAL RETURN CLASS Q	PSEAFQ	LU1437803767	112.76	115.51	2.4%	2	2 332 691	16	12 240 644
23 PHARUS SICAV NEXT REVOLUTION CLASS Q	PHSVQ	LU1136401970	-	-	-	-	-	2	24 996

MAIN INDICATORS - CORPORATE AND GOV. BOND

Name	Trading Code	ISIN	31/10/2022	Reference Price 30/11/2022	Var %	NOVEMBER 2022		JAN - NOV 2022	
						Trades	Turnover €	Trades	Turnover €
1 ACOMEA 12 MESI CLASSE Q2	ACALIQ	IT0005090854	6.514	6.818	4.7%	-	-	15	4.492.259
2 ACOMEA BREVE TERMINE CLASSE Q2	ACABRT	IT0005090870	12.806	13.694	6.9%	1	2.686	28	3.308.642
3 ACOMEA EUROBBLIGAZIONARIO CLASSE Q2	ACAEUO	IT0005090896	13.874	n.a.	-	1	2.938	15	555.337
4 ACOMEA PERFORMANCE CLASSE Q2	ACAPER	IT0005090912	18.085	19.386	7.2%	-	-	3	353.921
5 AISM LOW VOLATILITY FUND - E PLUS	AISMLV	LU1280406684	74.06	74.16	0.1%	-	-	2	14.334
6 BASE INV BONDS VALUE CLASS EUR L	BONVAL	LU1242466289	96.06	101.65	5.8%	-	-	2	49.788
7 COMPAM FUND - SB BOND CLASSE Q	COMSBB	LU1275426432	-	99.7	-	-	-	2	501.881
8 COMPAM FUND FLEXIBLE BOND CLASSE Q	COMFBO	LU1472302576	-	98.737	-	-	-	16	3.308.447
9 INVESTIMENTI SOSTENIBILI LIFEGATE	LGINVS	IT0005215709	-	-	-	-	-	1	10.239
10 NEW MILLEN EVERG GL HI YLD BOND CLASSE L	NMEGH	LU1363165918	-	-	-	-	-	-	-
11 NEW MILLENNIUM AUGUST HIGH QUALIT BOND L	NMHQB	LU1148873745	153.59	157.12	2.3%	-	-	-	-
12 NEW MILLENNIUM AUGUSTUM CORPORATE BOND L	NMCB	LU1148874396	220.46	230.8	4.7%	1	804.627	1	804.627
13 NEW MILLENNIUM EURO BONDS SHORT TERM L	NMEBST	LU1148873661	131.53	131.91	0.3%	-	-	1	16.289
14 NEW MILLENNIUM EX EUR HIGH QUALIT BOND L	NMEXHQ	LU1148873828	108.37	108.69	0.3%	-	-	-	-
15 NEW MILLENNIUM INFLAT LINK BOND EUROP L	NMILB	LU1148874040	111.6	112.93	1.2%	2	1.004.971	2	1.004.971
16 NEW MILLENNIUM ITALIAN DIVERSIF BOND L	NMIDB	LU1148874479	128.52	133.74	4.1%	-	-	4	25.220
17 NEW MILLENNIUM LARGE EUROPE CORPORATE L	NMLEC	LU1148874123	130.38	132.21	1.4%	1	1.432	1	1.432
18 OTF BOND	OTFBND	IT0005279572	99.963	100.602	0.6%	47	3.493.564	124	15.642.425
19 PHARUS BOND OPPORTUNITIES CLASS Q	PHSBOQ	LU1136401111	-	-	-	-	-	3	263.974
20 PHARUS LIQUIDITY CLASS Q	PHSLQ	LU1136401384	99.93	100.92	1.0%	2	16.371	13	2.481.993
21 PHARUS TARGET, CLASSE QD	PHSTQ	LU1136402432	57.15	58.99	3.2%	-	-	11	889.171
22 PLURIMA APJANO FLEXIBLE BOND FUND A EUR	PLAFBL	IE000FW9A416	-	98.602	-	1	59.161	7	544.028
23 PLURIMA GLOBAL STAR RETURN FUND A LISTED	POGSRF	IE00BZ2R4011	-	-	-	-	-	-	-
24 QSF - EUROPEAN HIGH YIELD BOND Q ACC	QSFEHY	LU2264552642	88.55	92	3.9%	-	-	1	44.060
25 VG SICAV GLOBAL BOND CLASSE L	VGGLBD	LU1501204389	-	-	-	-	-	-	-

MAIN INDICATORS - EMERGING, STYLE AND OTHERS

Name	Trading Code	ISIN	31/10/2022	Reference Price 30/11/2022	Var %	NOVEMBER 2022		JAN - NOV 2022	
						Trades	Turnover €	Trades	Turnover €
1 8A+ LATEMAR - CLASSE Q	BALCQ	IT0005114522	101.59	105.507	3.9%	-	-	-	-
2 ACOMEA PAESI EMERGENTI CLASSE Q2	ACAPEM	IT0005091126	8.871	9.903	11.6%	-	-	7	284.176
3 ACOMEA PATRIMONIO AGGRESSIVO CLASSE Q2	ACAAGG	IT0005091084	4.697	5.034	7.2%	-	-	7	15.032
4 ACOMEA PATRIMONIO DINAMICO CLASSE Q2	ACADIN	IT0005091068	5.896	6.282	6.5%	-	-	2	458.247
5 ACOMEA PATRIMONIO ESENTE CLASSE Q2	ACAESE	IT0005252801	6.283	6.545	4.2%	-	-	3	5.969
6 ACOMEA PATRIMONIO PRUDENTE CLASSE Q2	ACAPRU	IT0005091019	4.986	n.a.	-	-	-	-	-
7 ALESSIA - ABSOLUTE RETURN MACRO CLASS Q	AARM01	LU1238726654	105.06	105.52	0.4%	-	-	3	264.370
8 AMAGIS DYNAMIC ALLOC TOT RET FUND L1 EUR	ADA113	MT7000015665	95.6338	99.1008	3.6%	-	-	2	61.397
9 AQA COLOMBO EXTRA RETURN FUND CLASS D	CXR	MT7000024006	92.5215	98.2975	6.2%	-	-	4	55.100
10 ATOMO CARPINUS - CLASSE L	ATMCAR	LU1391065718	-	-	-	-	-	-	-
11 ATOMO GLOBAL RETURN - CLASSE L	ATMGLR	LU1391065395	80.54	82.46	2.4%	3	27.366	20	632.339
12 ATOMO PLAB FLEX ABSOLUTE FUND - CLASSE L	ATMPLF	LU1391065551	95.46	96.57	1.2%	-	-	3	292.919
13 BASE INV FLEX LOW RISK EXPOS CLASS EUR L	FLEXLO	LU1242466875	108.53	112.23	3.4%	-	-	1	1.005.168
14 COMPAM FUND - SB FLEXIBLE CLASSE Q	COMSFB	LU1275426358	-	81.136	-	3	12.587	12	172.845
15 COMPAM FUND GLOBAL FLEXIBLE BLEND	COMGFB	LU1769738383	-	94.379	-	-	-	17	3.194.189
16 COMPAM FUND SB CONVEX CLASSE Q	COMSBC	LU1468873846	-	117.759	-	2	12.679	15	40.635
17 COMPAM GLOBAL DIVERSIFIED CLASSE Q	COMGDD	LU1275426515	-	90.344	-	-	-	-	-
18 FCS FLEX ABLE GROWTH PLUS FUND CLASS B	FLEXAP	LU1720052098	-	-	-	-	-	-	-
19 INTERMONTE FLEXIBLE EUROPE	INTFE	LU1688213104	-	-	-	-	-	4	33.089
20 NEW MILLEN MULTI ASSET OPPORTUN CLASSE L	NMMAO	LU1363165751	99	101.6	2.6%	11	1.604.797	68	7.427.565
21 NEW MILLENNIUM AUGUSTUM MARKET TIMING L	NMMT	LU1148874636	112.24	114.64	2.1%	-	-	-	-
22 NEW MILLENNIUM BALANC WORLD CONSERVAT L	NMBWC	LU1148874552	147.72	149.04	0.9%	3	1.059.748	12	2.443.252
23 NEW MILLENNIUM PIR BILANCIATO SIST ITA L	NMPBSI	LU1602468800	92.77	94.9	2.3%	-	-	2	238.763
24 NEW MILLENNIUM TOTAL RETURN FLEXIBLE	NMTRF	LU2249747283	116.61	119.48	2.5%	-	-	1	100.675
25 NEW MILLENNIUM VOLACTIVE CLASSE L	NMVOL	LU1148874800	91.77	93.37	1.7%	-	-	-	-
26 NICHEJUNGLE KOREA REUNIFICATION SDG FUND	NJKOR	IE000RCQ0770	993.48	1.062.15	6.9%	6	208	36	3.272.177
27 OPEN CAPITAL PROFESSIONAL	OCPP1	IT0005279754	90.16	97.314	7.9%	18	1.947.905	138	13.157.771
28 OPEN CAPITAL TOTAL RETURN CLASSE L	OCPTR	IT0005279515	100.482	103.81	3.3%	33	5.135.772	243	30.150.275
29 OTF OPPORTUNITY	OTFOPP	IT0005279697	98.805	105.966	7.2%	25	5.225.866	48	9.276.985
30 PHARUS ASIAN VALUE NICHE	PHSAN	LU1867027735	117.23	121.26	3.4%	2	246.102	53	3.963.421
31 PHARUS BEST REG. COMPANIES, CLASSE QD	PHSTED	LU1868872802	92.78	98.65	6.3%	-	-	13	4.283.105
32 PHARUS SICAV - BASIC FUND Q	HPSBAS	LU1176781729	21.55	22.45	4.2%	3	9.347	43	1.619.474
33 PHARUS SICAV_CONSERVATIVE	PHSARQ	LU1136401467	99.15	102.41	3.3%	3	20.292	22	1.098.026
34 PHARUS TREND PLAYER CLASS Q	PHSTPQ	LU1253867847	152	154.33	1.5%	-	-	2	688
35 PLURIMA STRATEGY PORTFOLIO A LISTED	PPSPOF	IE00BVDPKX98	-	9.492	-	-	-	-	-
36 QSF - FAMILY GLOBAL VALUE EUR Q ACC	QSFFGV	LU2264552998	93.54	95.14	1.7%	2	167.362	2	167.362
37 SAFE SICAV-SAFE DYNAMIC ALLOCATION Q EUR	PHSAFQ	LU1136402788	85.31	87.72	2.8%	4	94.907	51	2.563.308
38 SELECTRA J. LAMARCK BIOTECH CLASS D	SELJLB	LU1246176264	152.21	152.47	0.2%	2	6.586	29	240.516
39 SELECTRA J. LAMARCK PHARMA CLASS D	SELJLP	LU1246176850	117.63	119.17	1.3%	-	-	-	-
40 SUMUS STRATEGIC FUND CLASSE Q EUR	HPSDYN	LU1176783774	10.04	10.57	5.3%	-	-	13	984.633
41 TIMEO BEST GLOBAL MANAGERS FLEX EQUITY	TNSBEQ	LU1850436491	92.29	93.47	1.3%	-	-	1	10.090
42 UCAPITAL MULTI ALPHA PLUS FUND A LISTED	PMALPF	IE00B9V9H599	-	8.208	-	-	-	-	-
43 VARENNE VALEUR	VVAITA	LU2358390594	119.68	123.67	3.3%	2	24.566	2	24.566
44 VARENNE VALEUR QUOTA IT	VVAITA	FR0013216991	-	-	-	-	-	2	119.084

Markets Analysis
Piazza degli Affari, 6 - 20123 Milano
T +39 02 724261 | Fax +39 02 8646.4323
e-mail: markets_analysis@borsaitaliana.it
www.borsaitaliana.it

This publication is for information purposes only and is not a recommendation to engage in investment activities. This publication is provided "as is" without representation or warranty of any kind. Whilst all reasonable care has been taken to ensure the accuracy of the content, Euronext does not guarantee its accuracy or completeness. Euronext will not be held liable for any loss or damages of any nature ensuing from using, trusting or acting on information provided. No information set out or referred to in this publication shall form the basis of any contract. The creation of rights and obligations in respect of financial products that are traded on the exchanges operated by Euronext's subsidiaries shall depend solely on the applicable rules of the market operator. All proprietary rights and interest in or connected with this publication shall vest in Euronext. No part of it may be redistributed or reproduced in any form without the prior written permission of Euronext. Euronext disclaims any duty to update this information. Euronext refers to Euronext N.V. and its affiliates. Information regarding trademarks and intellectual property rights of Euronext is located at www.euronext.com/terms-use.

© 2022 Euronext N.V. - All rights reserved

