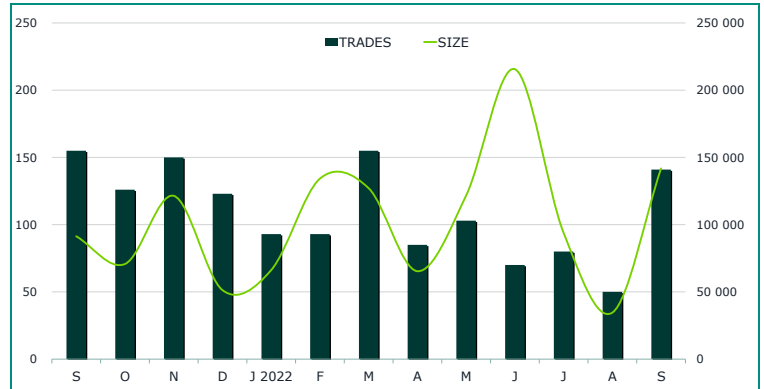
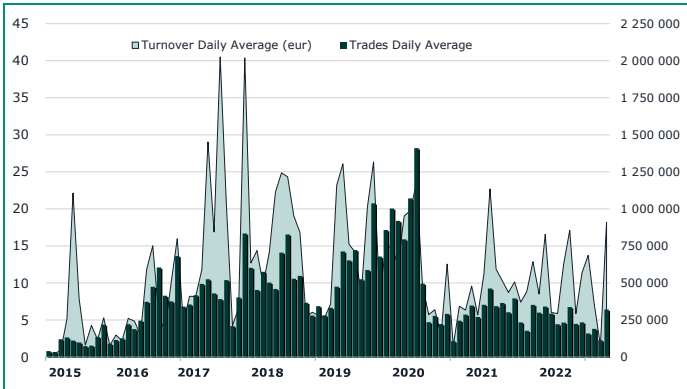


ATFund Statistics
September 2022
TRADING EVOLUTION

MAIN INDICATORS
LISTED FUNDS

	LISTED	AUM in MT	
	END OF MONTH	eur m	eur m
		31/08/2022	30/09/2022
CORPORATE AND GOV. BOND	22	27.01	33.37
DEVELOPED MARKETS	20	54.11	51.75
EMERGING	1	0.05	0.05
STYLE			
OTHERS	39	330.01	310.99
TOTAL	82	411.18	396.16

TRADING

	AUGUST 2022	SEPTEMBER 2022	JAN - SEP 2022
	Turnover eur m	Turnover eur m	Turnover eur m
CORPORATE AND GOV. BOND	0.5	8.0	24.30
DEVELOPED MARKETS	0.1	0.2	16.94
EMERGING	0.0	-	0.28
STYLE			
OTHERS	1.1	11.8	59.25
TOTAL	1.73	20.00	100.77

MOST TRADED IN THE MONTH BY TURNOVER

Name	Trading Code	ISIN	TURNOVER	
			eur m	% TOT
1 OTF BOND	OTFBND	IT0005279572	8.03	40.2%
2 OPEN CAPITAL TOTAL RETURN CLASSE L	OCPTR	IT0005279515	2.83	14.2%
3 NEW MILLEN MULTI ASSET OPPORTUN CLASSE L	NMMAO	LU1363165751	2.79	13.9%
4 OTF OPPORTUNITY	OTFOPP	IT0005279697	2.50	12.5%
5 PHARUS ASIAN VALUE NICHE	PHSAN	LU1867072735	1.55	7.7%
6 SUMUS STRATEGIC FUND CLASSE Q EUR	HPSDYN	LU1176783774	0.88	4.4%
7 OPEN CAPITAL PROFESSIONAL	OCPP1	IT0005279754	0.66	3.3%
8 PHARUS SICAV_CONSERVATIVE	PHSARQ	LU1136401467	0.38	1.9%
9 COMPAM FUND - SB EQUITY CLASSE Q	COMSBE	LU1275426275	0.19	0.9%
10 SELECTRA J. LAMARCK BIOTECH CLASS D	SELJLB	LU1246176264	0.07	0.3%

MOST TRADED IN THE YEAR BY TURNOVER

Name	Trading Code	ISIN	TURNOVER	
			eur m	% TOT
1 OPEN CAPITAL TOTAL RETURN CLASSE L	OCPTR	IT0005279515	22.97	22.8%
2 PHARUS SICAV EUROPE TOTAL RETURN CLASS Q	PSEAFQ	LU1437803767	9.91	9.8%
3 OPEN CAPITAL PROFESSIONAL	OCPP1	IT0005279754	9.74	9.7%
4 OTF BOND	OTFBND	IT0005279572	8.03	8.0%
5 NEW MILLEN MULTI ASSET OPPORTUN CLASSE L	NMMAO	LU1363165751	4.61	4.6%
6 ACOMEA 12 MESI CLASSE Q2	ACALIQ	IT0005090854	4.49	4.5%
7 ACOMEA BREVE TERMINE CLASSE Q2	ACABRT	IT0005090870	3.31	3.3%
8 PHARUS BEST REG. COMPANIES, CLASSE QD	PHSTED	LU1868872802	3.23	3.2%
9 COMPAM FUND GLOBAL FLEXIBLE BLEND	COMGFB	LU1769738383	3.19	3.2%
10 COMPAM FUND FLEXIBLE BOND CLASSE Q	COMFB0	LU1472302576	3.06	3.0%

What is ATFund (@Fund)

ATFund is a multilateral trading facilities (MTF) for open-end funds.

Clients can enter buy and sell orders between 8:00 a.m. and 10:55 a.m. Orders must indicate the quantity only.

Between 10:55 and 11 a.m. only the Appointed Intermediary can insert orders to execute the imbalance between buy and sell quantities. Trades are concluded within one minute after 11 am.

Contracts concluded at T are valued the following day (T+1) with the NAV (in Euro) as of day T provided by the issuers of listed funds by the cut-off time (5:00 pm).

Trades, valued at NAV, are settled in Monte Titoli the third day following the conclusion of contracts (T+3).

News:

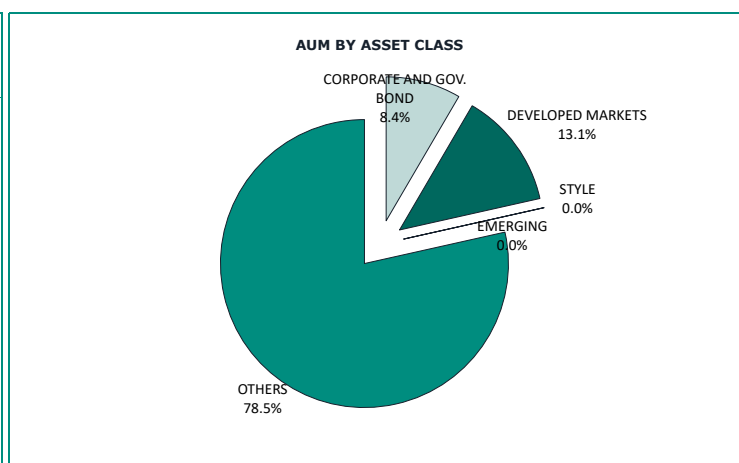
ATFund AUM reached €396.16 m

Note: ATFund figures are included in the ETFplus until September 2018

TURNOVER		AUGUST 2022		SEPTEMBER 2022		YEAR 2022			
		Trades	Turnover eur m	Trades	Turnover eur m	Trades	% TOT	Turnover eur m	% TOT
0	20 000	30	0.18	36	0.22	438	50.3%	3.06	3.0%
20 000	50 000	12	0.38	30	1.17	151	17.4%	4.89	4.9%
50 000	100 000	3	0.16	28	2.32	93	10.7%	6.82	6.8%
100 000	500 000	5	1.01	38	8.99	141	16.2%	29.82	29.6%
500 000		0	-	9	7.30	47	5.4%	56.17	55.7%
TOTAL		50	1.73	141	20.00	870		100.77	

FOCUS

FUNDS WITH HIGHEST TURNOVER				
MONTH	NAME	TRADING CODE	ISIN	EUR
OCTOBER	OPEN CAPITAL TOTAL RETURN CLASSE L	OCPTR	IT0005279515	1 697 558
NOVEMBER	ACOMEA BREVE TERMINE CLASSE Q2	ACABRT	IT0005090870	3 355 953
DECEMBER	FINLABO DYNAMIC EQUITY - CLASSE L	FINLDE	LU1397788552	986 300
JANUARY	ACOMEA BREVE TERMINE CLASSE Q2	ACABRT	IT0005090870	1 487 794
FEBRUARY	OPEN CAPITAL PROFESSIONAL	OCPP1	IT0005279754	3 766 264
MARCH	OPEN CAPITAL TOTAL RETURN CLASSE L	OCPTR	IT0005279515	3 805 622
APRIL	OPEN CAPITAL TOTAL RETURN CLASSE L	OCPTR	IT0005279515	2 848 387
MAY	ACOMEA 12 MESI CLASSE Q2	ACALIQ	IT0005090854	4 153 002
JUNE	PHARUS SICAV EUROPE TOTAL RETURN CLASS Q	PSEAFQ	LU1437803767	6 648 684
JULY	OPEN CAPITAL TOTAL RETURN CLASSE L	OCPTR	IT0005279515	3 468 976
AUGUST	SAFE SICAV-SAFE DYNAMIC ALLOCATION Q EUR	PHSAFQ	LU1136402788	415 717
AUGUST	SAFE SICAV-SAFE DYNAMIC ALLOCATION Q EUR	PHSAFQ	LU1136402788	415 717
SEPTEMBER	OTF BOND	OTFBND	IT0005279572	8 032 898



MAIN INDICATORS - DEVELOPED MARKETS

Name	Trading Code	ISIN	Reference Price			SEPTEMBER 2022		JAN - SEP 2022	
			31/08/2022	30/09/2022	Var %	trades	Turnover C	trades	Turnover C
1 8A+ EIGER - CLASSE Q	8AECQ	IT0005114530	100.13	93.073	-7.0%	-	-	4	2 649 691
2 ACOMEAMERICA CLASSE Q2	ACAAME	IT0005091142	26.822	24.387	-9.1%	-	-	-	-
3 ACOMEASIA PACIFICO CLASSE Q2	ACAAPA	IT0005091183	7.843	7.206	-8.1%	-	-	2	25 605
4 ACOMEAEUROPA CLASSE Q2	ACAEUP	IT0005091167	16.947	15.568	-8.1%	-	-	-	-
5 ACOMEGLOBALE CLASSE Q2	ACAGLO	IT0005091100	16.236	15.003	-7.6%	-	-	7	385 700
6 ACOMEMPITALIA ESG CLASSE Q2	ACAITA	IT0005091233	26.675	25.71	-3.6%	-	-	-	-
7 ALESSIA - VOLCOR BETA ZERO CLASS Q	AVBZ01	LU1238726811	106.41	101.04	-5.0%	-	-	1	10 865
8 ATOMO MADE IN ITALY FUND - CLASSE L	ATMMIF	LU1391064828	164.14	151.19	-7.9%	-	-	4	655 146
9 COMPAM ACTIVE GLOBAL LONG SHORT	COMAEE	LU1275425897	83.745	79.662	-4.9%	-	-	-	-
10 COMPAM FUND - SB EQUITY CLASSE Q	COMSBE	LU1275426275	136.324	128.83	-5.5%	1	189 955	3	199 926
11 COMPAM FUND ACORO GLOB EQUITY LONG-ONLY	COMACO	LU2339391539	-	-	-	-	-	-	-
12 COMPAM FUND ACTIVE GLOBAL EQUITY	COMGEQ	LU1783934646	-	-	-	-	-	-	-
13 FINLABO DYNAMIC EQUITY - CLASSE L	FINLDE	LU1397788552	99.15	97.35	-1.8%	-	-	4	220 172
14 NEW MILLENNIUM EURO EQUITIES CLASSE L	NMEE	LU1148873406	64.38	60.72	-5.7%	-	-	-	-
15 NEW MILLENNIUM GLOBAL EQUITIES EUR HED L	NMGE	LU1148873588	116.3	107.1	-7.9%	-	-	-	-
16 PHARUS ELECTRIC MOBILITY VALUE NICHE	PHSEMNI	LU1867072495	157.03	140.76	-10.4%	-	-	19	1 838 304
17 PHARUS EQUITY LEADERS CLASS Q	PHSIEQ	LU1136402192	112.95	100.96	-10.6%	-	-	-	-
18 PHARUS GLOBAL VALUE EQUITY CLASS Q	PSGVQ	LU1371515534	149.96	146.56	-2.3%	-	-	8	827 700
19 PHARUS GLOBAL VALUE EQUITY CLASS QH	PSGVQH	LU1371515880	139.28	135.15	-3.0%	-	-	3	198 183
20 PHARUS GLOBAL VALUE EQUITY CLASS QHD	PSGVQHD	LU1574104151	111.34	106.44	-4.4%	-	-	-	-
21 PHARUS SICAV EUROPE TOTAL RETURN CLASS Q	PSEAFQ	LU1437803767	112.39	110	-2.1%	-	-	14	9 907 953
22 PHARUS SICAV NEXT REVOLUTION CLASS Q	PHSVQ	LU1136401970	130.29	n.a.	-	-	-	2	24 996

MAIN INDICATORS - CORPORATE AND GOV. BOND

Name	Trading Code	ISIN	31/08/2022	Reference Price 30/09/2022	Var %	SEPTEMBER 2022 Trades Turnover C	JAN - SEP 2022 Trades Turnover C
1 ACOMEA 12 MESI CLASSE Q2	ACALIQ	IT0005090854	7.145	6.943	-2.8%	- -	14 4 488 251
2 ACOMEA BREVE TERMINE CLASSE Q2	ACABRT	IT0005090870	13.041	12.536	-3.9%	- -	27 3 305 956
3 ACOMEA EUROBLIGAZIONARIO CLASSE Q2	ACAEUO	IT0005090896	14.522	13.694	-5.7%	- -	14 552 399
4 ACOMEA PERFORMANCE CLASSE Q2	ACAPER	IT0005090912	18.764	17.926	-4.5%	- -	3 353 921
5 AISM LOW VOLATILITY FUND - E PLUS	AISMLV	LU1280406684	76.2	73.02	-4.2%	- -	- -
6 BASE INV BONDS VALUE CLASS EUR L	BONVAL	LU1242466289	100.63	93.95	-6.6%	- -	2 49 788
7 COMPAM FUND - SB BOND CLASSE Q	COMSBB	LU1275426432	100.465	96.684	-3.8%	- -	2 501 881
8 COMPAM FUND FLEXIBLE BOND CLASSE Q	COMFBO	LU1472302576	95.521	93.594	-2.0%	- -	13 3 062 630
9 INVESTIMENTI SOSTENIBILI LIFEGATE	LGINVS	IT0005215709	-	-	-	- -	1 10 239
10 NEW MILLEN EVERG GL HI YLD BOND CLASSE L	NMEGH	LU1363165918	-	-	-	- -	- -
11 NEW MILLENNIUM AUGUST HIGH QUALIT BOND L	NMHQB	LU1148873745	157.62	153.11	-2.9%	- -	- -
12 NEW MILLENNIUM AUGUSTUM CORPORATE BOND L	NMCB	LU1148874396	225.56	217.61	-3.5%	- -	- -
13 NEW MILLENNIUM EURO BONDS SHORT TERM L	NMEBST	LU1148873661	133.15	131.52	-1.2%	- -	1 16 289
14 NEW MILLENNIUM EX EUR HIGH QUALIT BOND L	NMEXHQ	LU1148873828	111.02	109.62	-1.3%	- -	- -
15 NEW MILLENNIUM INFLAT LINK BOND EUROP L	NMILB	LU1148874040	113.83	110.02	-3.3%	- -	- -
16 NEW MILLENNIUM ITALIAN DIVERSIF BOND L	NMIDB	LU1148874479	132.03	127.05	-3.8%	- -	4 25 220
17 NEW MILLENNIUM LARGE EUROPE CORPORATE L	NMLEC	LU1148874123	133.47	130.37	-2.3%	- -	- -
18 OTF BOND	OTFBND	IT0005279572	-	99.817	-	52 8 032 898	52 8 032 898
19 PHARUS BOND OPPORTUNITIES CLASS Q	PHSBOQ	LU1136401111	97.81	-	n.a.	- -	3 263 974
20 PHARUS LIQUIDITY CLASS Q	PHSLQ	LU1136401384	100.26	99.75	-0.5%	1 402	7 2 447 692
21 PHARUS TARGET, CLASSE QD	PHSTQ	LU1136402432	59.67	56.62	-5.1%	- -	7 793 712
22 PLURIMA APJANO FLEXIBLE BOND FUND A EUR	PLAFBL	IE000FW9A436	101.056	94.647	-6.3%	- -	4 391 303
23 PLURIMA GLOBAL STAR RETURN FUND A LISTED	POGSRF	IE00BZ2R401	-	-	-	- -	- -
24 QSF - EUROPEAN HIGH YIELD BOND Q ACC	QSFEHY	LU2264552642	90.51	87.08	-3.8%	- -	- -
25 VG SICAV GLOBAL BOND CLASSE L	VGGLBD	LU1501204389	-	-	-	- -	- -

MAIN INDICATORS - EMERGING, STYLE AND OTHERS

Name	Trading Code	ISIN	31/08/2022	Reference Price 30/09/2022	Var %	SEPTEMBER 2022 Trades Turnover C	JAN - SEP 2022 Trades Turnover C
1 BA+ LATEMAR - CLASSE Q	BALCQ	IT0005114522	101.85	98.377	-3.4%	- -	- -
2 ACOMEA PAESI EMERGENTI CLASSE Q2	ACAPEM	IT0005091126	10.131	9.08	-10.4%	- -	6 283 946
3 ACOMEA PATRIMONIO AGGRESSIVO CLASSE Q2	ACAAGG	IT0005091084	4.766	4.488	-5.8%	- -	7 15 032
4 ACOMEA PATRIMONIO DINAMICO CLASSE Q2	ACADIN	IT0005091068	5.883	5.67	-3.6%	- -	2 458 247
5 ACOMEA PATRIMONIO ESENTI CLASSE Q2	ACAESE	IT0005252801	6.222	5.974	-4.0%	- -	3 5 969
6 ACOMEA PATRIMONIO PRUDENTE CLASSE Q2	ACAPRU	IT0005091019	5.171	4.941	-4.4%	- -	- -
7 ALESSIA - ABSOLUTE RETURN MACRO CLASS Q	AARM01	LU1238726654	106.72	104.52	-2.1%	- -	3 264 370
8 AMAGIS DYNAMIC ALLOC TOT RET FUND L1 EUR	ADA113	MT7000015665	98.2106	91.7314	-6.6%	- -	2 61 397
9 AQA COLOMBO EXTRA RETURN FUND CLASS D	CXR	MT7000024006	96.2908	85.9954	-10.7%	1 4 300	3 14 242
10 ATOMO CARPINUS - CLASSE L	ATMCAR	LU1391065718	-	-	-	- -	- -
11 ATOMO GLOBAL RETURN - CLASSE L	ATMGLR	LU1391065395	81.55	78.76	-3.4%	1 48 108	16 596 190
12 ATOMO PLAB FLEX ABSOLUTE FUND - CLASSE L	ATMPLF	LU1391065551	98.58	95.18	-3.4%	- -	2 278 775
13 BASE INV FLEX LOW RISK EXPOS CLASS EUR L	FLEXLO	LU1242466875	112	107.49	-4.0%	- -	1 1 005 168
14 COMPAM FUND - SB FLEXIBLE CLASSE Q	COMSBF	LU1275426358	107.555	101.296	-5.8%	- -	8 154 937
15 COMPAM FUND GLOBAL FLEXIBLE BLEND	COMGBF	LU1769738383	95.414	92.075	-3.5%	- -	17 3 194 189
16 COMPAM FUND SB CONVEX CLASSE Q	COMSBC	LU1468873846	105.837	108.823	2.8%	1 967	11 25 034
17 COMPAM GLOBAL DIVERSIFIED CLASSE Q	COMGDO	LU1275426515	87.487	83.922	-4.1%	- -	- -
18 FCS FLEX ABLG GROWTH PLUS FUND CLASS B	FLEXAP	LU1720052098	-	-	-	- -	- -
19 INTERMONTE FLEXIBLE EUROPE	INTFE	LU1688213104	-	-	-	- -	4 33 089
20 NEW MILLEN MULTI ASSET OPPORTUN CLASSE L	NMMAO	LU1363165751	100.66	96.78	-3.9%	10 2 788 546	51 4 609 336
21 NEW MILLENNIUM AUGUSTUM MARKET TIMING L	NMMT	LU1148874636	115.2	111.9	-2.9%	- -	- -
22 NEW MILLENNIUM BALANC WORLD CONSERVAT L	NMBWC	LU1148874552	150.98	146.57	-2.9%	- -	8 1 373 172
23 NEW MILLENNIUM PIR BILANCIATO SIST ITA L	NMPBSI	LU1602468800	94.42	91.06	-3.6%	- -	2 238 763
24 NEW MILLENNIUM TOTAL RETURN FLEXIBLE	NMTRF	LU2249747283	119.4	115.92	-2.9%	- -	1 100 675
25 NEW MILLENNIUM VOLACTIVE CLASSE L	NMVOL	LU1148874800	95.38	91.84	-3.7%	- -	- -
26 OPEN CAPITAL PROFESSIONAL	OCCPI	IT0005279754	91.526	84.729	-7.4%	13 664 393	104 9 737 283
27 OPEN CAPITAL TOTAL RETURN CLASSE L	OCCPTR	IT0005279515	102.043	97.538	-4.4%	22 2 831 814	188 22 970 121
28 OTF OPPORTUNITY	OTFOPP	IT0005279697	-	93.675	-	15 2 504 855	15 2 504 855
29 PHARUS ASIAN VALUE NICHE	PHSAN	LU1867072735	122.17	113.79	-6.9%	5 1 550 140	49 2 209 962
30 PHARUS BEST REG. COMPANIES, CLASSE QD	PHSTED	LU1868872802	98.79	88.82	-10.1%	- -	10 3 233 438
31 PHARUS SICAV - BASIC FUND Q	PHSBAS	LU1176781729	22.81	20.82	-8.7%	1 319	35 1 581 650
32 PHARUS SICAV_CONSERVATIVE	PHSARQ	LU1136401467	103.35	98.39	-4.8%	6 376 544	13 937 648
33 PHARUS TREND PLAYER CLASS Q	PHSTPO	LU1253867847	162.49	151.96	-6.5%	1 318	2 688
34 PLURIMA STRATEGY PORTFOLIO A LISTED	PPSPFO	IE00BVDPKX98	9.917	9.202	-7.2%	- -	- -
35 QSF - FAMILY GLOBAL VALUE EUR Q ACC	QSFFGV	LU2264552998	95.29	92.64	-2.8%	- -	- -
36 SAFE SICAV-SAFE DYNAMIC ALLOCATION Q EUR	PHSAFQ	LU1136402788	87.85	85.19	-3.0%	5 64 035	42 2 310 434
37 SELECTRA J. LAMARCK BIOTECH CLASS D	SELJLB	LU1246176264	148.55	148.25	-0.2%	2 65 688	24 218 057
38 SELECTRA J. LAMARCK PHARMA CLASS D	SELJLP	LU1246176850	111.73	111.24	-0.4%	- -	- -
39 SUMUS STRATEGIC FUND CLASSE Q EUR	HPSDYN	LU1176783774	10.4	9.9	-4.8%	4 878 787	13 984 633
40 TIMEO BEST GLOBAL MANAGERS FLEX EQUITY	TNSBEQ	LU1850436491	93.27	90.2	-3.3%	- -	1 10 090
41 UCAPITAL MULTI ALPHA PLUS FUND A LISTED	PMALPF	IE00BV9H9599	8.208	8.208	0.0%	- -	- -
42 VARENNE VALEUR	VVAITA	LU2358390594	124.66	120.48	-3.4%	- -	- -
43 VARENNE VALEUR QUOTA IT	VVAITA	FR0013216991	-	-	-	- -	2 119 084

Markets Analysis

Piazza degli Affari, 6 - 20123 Milano
T +39 02 724261 | Fax +39 02 8646.4323
e-mail: markets_analysis@borsaitaliana.it
www.borsaitaliana.it

This publication is for information purposes only and is not a recommendation to engage in investment activities. This publication is provided "as is" without representation or warranty of any kind. Whilst all reasonable care has been taken to ensure the accuracy of the content, Euronext does not guarantee its accuracy or completeness. Euronext will not be held liable for any loss or damages of any nature ensuing from using, trusting or acting on information provided. No information set out or referred to in this publication shall form the basis of any contract. The creation of rights and obligations in respect of financial products that are traded on the exchanges operated by Euronext's subsidiaries shall depend solely on the applicable rules of the market operator. All proprietary rights and interest in or connected with this publication shall vest in Euronext. No part of it may be redistributed or reproduced in any form without the prior written permission of Euronext. Euronext disclaims any duty to update this information. Euronext refers to Euronext N.V. and its affiliates. Information regarding trademarks and intellectual property rights of Euronext is located at www.euronext.com/terms-use.