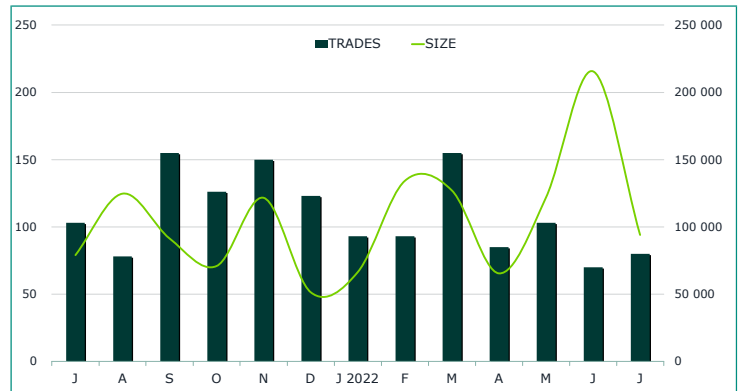
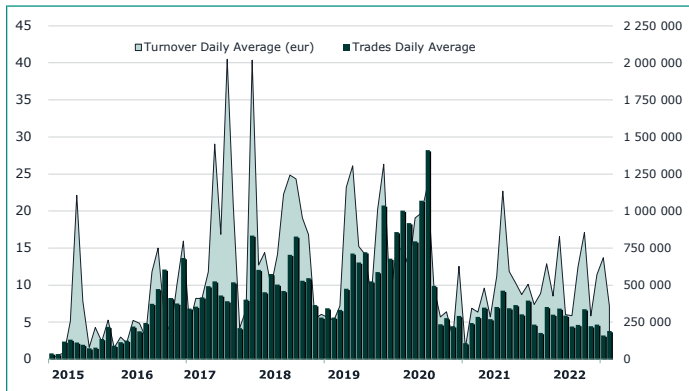


ATFund Statistics
July 2022
TRADING EVOLUTION

MAIN INDICATORS
LISTED FUNDS

	LISTED END OF MONTH	AUM in MT	
		eur m 30/06/2022	eur m 29/07/2022
CORPORATE AND GOV. BOND	22	27.74	27.00
DEVELOPED MARKETS	21	53.41	54.57
EMERGING	1	0.05	0.05
STYLE			
OTHERS	38	327.73	337.64
TOTAL	82	408.94	419.27

TRADING

	JUNE 2022	JULY 2022	JAN - JUL 2022
	Turnover eur m	Turnover eur m	Turnover eur m
CORPORATE AND GOV. BOND	0.5	1.0	15.80
DEVELOPED MARKETS	9.5	0.4	16.62
EMERGING	0.3	-	0.28
STYLE			
OTHERS	4.9	6.1	46.33
TOTAL	15.09	7.51	79.04

MOST TRADED IN THE MONTH BY TURNOVER

Name	Trading Code	ISIN	TURNOVER	
			eur m	% TOT
1 OPEN CAPITAL TOTAL RETURN CLASSE L	OCPTR	IT0005279515	3.47	46.2%
2 BASE INV FLEX LOW RISK EXPOS CLASS EUR L	FLEXLO	LU1242466875	1.01	13.4%
3 ACOMEA BREVE TERMINE CLASSE Q2	ACABRT	IT0005090870	0.77	10.2%
4 OPEN CAPITAL PROFESSIONAL	OCPPPI	IT0005279754	0.43	5.7%
5 PHARUS GLOBAL VALUE EQUITY CLASS Q	PSGVQ	LU1371515534	0.30	4.0%
6 COMPAM FUND GLOBAL FLEXIBLE BLEND	COMGFB	LU1769738383	0.30	4.0%
7 PHARUS ASIAN NICHES	PHSAN	LU1867072735	0.30	3.9%
8 NEW MILLENNIUM PIR BILANCIATO SIST ITA L	NMPBSI	LU1602468800	0.24	3.2%
9 PLURIMA APUANO FLEXIBLE BOND FUND A EUR	PLAFBL	IE000FW9A4J6	0.12	1.6%
10 ATOMO MADE IN ITALY FUND - CLASSE L	ATMMIF	LU1391064828	0.12	1.6%

MOST TRADED IN THE YEAR BY TURNOVER

Name	Trading Code	ISIN	TURNOVER	
			eur m	% TOT
1 OPEN CAPITAL TOTAL RETURN CLASSE L	OCPTR	IT0005279515	19.89	25.2%
2 PHARUS SICAV EUROPE TOTAL RETURN CLASS Q	PSEAFQ	LU1437803767	9.91	12.5%
3 OPEN CAPITAL PROFESSIONAL	OCPPPI	IT0005279754	8.97	11.3%
4 ACOMEA 12 MESI CLASSE Q2	ACALIQ	IT0005090854	4.49	5.7%
5 ACOMEA BREVE TERMINE CLASSE Q2	ACABRT	IT0005090870	3.31	4.2%
6 PHARUS SICAV - BEST REGULATED COMPANIES	PHSTED	LU1868872802	3.23	4.1%
7 COMPAM FUND GLOBAL FLEXIBLE BLEND	COMGFB	LU1769738383	3.19	4.0%
8 COMPAM FUND FLEXIBLE BOND CLASSE Q	COMFB0	LU1472302576	3.04	3.9%
9 8A+ EIGER - CLASSE Q	8AECQ	IT0005114530	2.65	3.4%
10 PHARUS LIQUIDITY CLASS Q	PHSLQ	LU1136401384	2.42	3.1%

What is ATFund (@Fund)

ATFund is a multilateral trading facilities (MTF) for open-end funds.

Clients can enter buy and sell orders between 8:00 a.m. and 10:55 a.m. Orders must indicate the quantity only.

Between 10:55 and 11 a.m. only the Appointed Intermediary can insert orders to execute the imbalance between buy and sell quantities. Trades are concluded within one minute after 11 am.

Contracts concluded at T are valued the following day (T+1) with the NAV (in Euro) as of day T provided by the issuers of listed funds by the cut-off time (5:00 pm).

Trades, valued at NAV, are settled in Monte Titoli the third day following the conclusion of contracts (T+3).

News:

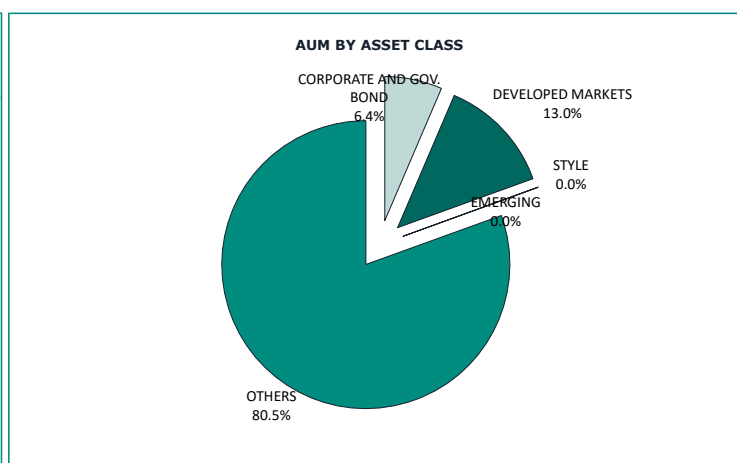
ATFund AUM reached €419.27 m

Note: ATFund figures are included in the ETFplus until September 2018

TURNOVER		JUNE 2022		JULY 2022		YEAR 2022			
		Trades	Turnover eur m	Trades	Turnover eur m	Trades	% TOT	Turnover eur m	% TOT
0	20 000	34	0.20	41	0.28	372	54.8%	2.67	3.4%
20 000	50 000	11	0.34	12	0.37	109	16.1%	3.35	4.2%
50 000	100 000	4	0.22	7	0.50	62	9.1%	4.34	5.5%
100 000	500 000	16	3.10	17	2.74	98	14.4%	19.82	25.1%
500 000		5	11.24	3	3.62	38	5.6%	48.87	61.8%
TOTAL		70	15.09	80	7.51	679		79.04	

FOCUS

FUNDS WITH HIGHEST TURNOVER				
MONTH	NAME	TRADING CODE	ISIN	EUR
JULY	NEW MILLEN MULTI ASSET OPPORTUN CLASSE L	NMMAO	LU1363165751	2 505 357
AUGUST	NEW MILLEN MULTI ASSET OPPORTUN CLASSE L	NMMAO	LU1363165751	2 695 057
SEPTEMBER	OPEN CAPITAL PROFESSIONAL	OCPP1	IT0005279754	3 008 863
OCTOBER	OPEN CAPITAL TOTAL RETURN CLASSE L	OCPTR	IT0005279515	1 697 558
NOVEMBER	ACOMEA BREVE TERMINE CLASSE Q2	ACABRT	IT0005090870	3 355 953
DECEMBER	FINLABO DYNAMIC EQUITY - CLASSE L	FINLDE	LU1397788552	986 300
JANUARY	ACOMEA BREVE TERMINE CLASSE Q2	ACABRT	IT0005090870	1 487 794
FEBRUARY	OPEN CAPITAL PROFESSIONAL	OCPP1	IT0005279754	3 766 264
MARCH	OPEN CAPITAL TOTAL RETURN CLASSE L	OCPTR	IT0005279515	3 805 622
APRIL	OPEN CAPITAL TOTAL RETURN CLASSE L	OCPTR	IT0005279515	2 848 387
MAY	ACOMEA 12 MESI CLASSE Q2	ACALIQ	IT0005090854	4 153 002
JUNE	PHARUS SICAV EUROPE TOTAL RETURN CLASS Q	PSEAFQ	LU1437803767	6 648 684
JULY	OPEN CAPITAL TOTAL RETURN CLASSE L	OCPTR	IT0005279515	3 468 976



MAIN INDICATORS - DEVELOPED MARKETS

Name	Trading Code	ISIN	Reference Price			JULY 2022		JAN - JUL 2022	
			30/06/2022	29/07/2022	Var %	trades	Turnover C	trades	Turnover C
1 8A+ EIGER - CLASSE Q	8AECQ	IT0005114530	100.384	105.03	4.6%	-	-	4	2 649 691
2 ACOMEAMERICA CLASSE Q2	ACAAME	IT0005091142	26.209	27.612	5.4%	-	-	-	-
3 ACOMEASIA PACIFICO CLASSE Q2	ACAAPA	IT0005091183	7.573	7.921	4.6%	-	-	2	25 605
4 ACOMEA EUROPA CLASSE Q2	ACAEUP	IT0005091167	17.167	17.746	3.4%	-	-	-	-
5 ACOMEA GLOBALE CLASSE Q2	ACAGLO	IT0005091100	16.137	16.632	3.1%	-	-	7	385 700
6 ACOMEA PMITALIA ESG CLASSE Q2	ACAITA	IT0005091233	27.52	28.027	1.8%	-	-	-	-
7 ALESSIA - VOLCOR BETA ZERO CLASS Q	AVBZ01	LU1238726811	107.1	109.08	1.8%	-	-	-	-
8 ATOMO MADE IN ITALY FUND - CLASSE L	ATMMIF	LU1391064828	165.49	166.08	0.4%	1	119 770	4	655 146
9 COMPAM ACTIVE GLOBAL LONG SHORT	COMAEE	LU1275425897	83.452	84.677	1.5%	-	-	-	-
10 COMPAM FUND - SB EQUITY CLASSE Q	COMSBE	LU1275426275	128.859	140.138	8.8%	-	-	2	9 971
11 COMPAM FUND ACORO GLOB EQUITY LONG-ONLY	COMACO	LU2339391539	-	-	-	-	-	-	-
12 COMPAM FUND ACTIVE GLOBAL EQUITY	COMGEQ	LU1783934646	-	-	-	-	-	-	-
13 FINLABO DYNAMIC EQUITY - CLASSE L	FINLDE	LU1397788552	101.14	98.25	-2.9%	1	4 494	4	220 172
14 NEW MILLENNIUM EURO EQUITIES CLASSE L	NMEE	LU1148873406	63.76	67.96	6.6%	-	-	-	-
15 NEW MILLENNIUM GLOBAL EQUITIES EUR HED L	NMGE	LU1148873588	113.31	121.75	7.4%	-	-	-	-
16 PHARUS GLOBAL VALUE EQUITY CLASS Q	PSGVQ	LU1371515534	147.6	152.67	3.4%	2	300 256	8	827 700
17 PHARUS GLOBAL VALUE EQUITY CLASS QH	PSGVQH	LU1371515880	138.92	142.27	2.4%	-	-	3	198 183
18 PHARUS GLOBAL VALUE EQUITY CLASS QHD	PSGVQHD	LU1574104151	111.04	113.73	2.4%	-	-	-	-
19 PHARUS INTERNATION EQUITY QUANT CLASS Q	PHSIEQ	LU1136402192	108.25	119.24	10.2%	-	-	-	-
20 PHARUS SICAV ELECTRIC MOBILITY NICHES	PHSEMN	LU1867072495	143.44	153.9	7.3%	1	571	15	1 715 480
21 PHARUS SICAV EUROPE TOTAL RETURN CLASS Q	PSEAFQ	LU1437803767	113	113.68	0.6%	1	9 042	14	9 907 953
22 PHARUS SICAV NEXT REVOLUTION CLASS Q	PHSVQ	LU1136401970	123.15	135.54	10.1%	-	-	2	24 996

MAIN INDICATORS - CORPORATE AND GOV. BOND

Name	Trading Code	ISIN	30/06/2022	Reference Price 29/07/2022	Var %	JULY 2022		JAN - JUL 2022	
						Trades	Turnover C	Trades	Turnover C
1 ACOMEA 12 MESI CLASSE Q2	ACALIQ	IT0005090854	7.173	6.885	-4.0%	2	51 615	14	4 488 251
2 ACOMEA BREVE TERMINE CLASSE Q2	ACABRT	IT0005090870	13.598	13.066	-3.9%	4	767 123	27	3 305 956
3 ACOMEA EUROBLIGAZIONARIO CLASSE Q2	ACAELIO	IT0005090896	15.093	14.449	-4.3%	1	18 943	14	552 399
4 ACOMEA PERFORMANCE CLASSE Q2	ACAPER	IT0005090912	19.414	18.715	-3.6%	-	-	3	353 921
5 AISM LOW VOLATILITY FUND - E PLUS	AISMLV	LU1280406684	74.71	77.25	3.4%	-	-	-	-
6 BASE INV BONDS VALUE CLASS EUR L	BONVAL	LU1242466289	102.34	101.6	-0.7%	-	-	2	49 788
7 COMPAM FUND - SB BOND CLASSE Q	COMSBB	LU1275426432	99.153	101.418	2.3%	-	-	2	501 881
8 COMPAM FUND FLEXIBLE BOND CLASSE Q	COMFB0	LU1472302576	95.072	95.73	0.7%	-	-	12	3 043 444
9 INVESTIMENTI SOSTENIBILI LIFE GATE	LGINVS	IT0005215709	-	-	-	-	-	1	10 239
10 NEW MILLEN EVERG GL HI YLD BOND CLASSE L	NMEGH	LU1363165918	-	-	-	-	-	-	-
11 NEW MILLENNIUM AUGUST HIGH QUALIT BOND L	NMHQB	LU1148873745	157.28	159.69	1.5%	-	-	-	-
12 NEW MILLENNIUM AUGUSTUM CORPORATE BOND L	NMCB	LU1148874396	221.12	226.08	2.2%	-	-	-	-
13 NEW MILLENNIUM EURO BONDS SHORT TERM L	NMEBST	LU1148873661	133.47	134.21	0.6%	-	-	1	16 289
14 NEW MILLENNIUM EX EUR HIGH QUALIT BOND L	NMEXHQ	LU1148873828	108.76	111.93	2.9%	-	-	-	-
15 NEW MILLENNIUM INFLAT LINK BOND EUROP L	NMILB	LU1148874040	113.26	115.71	2.2%	-	-	-	-
16 NEW MILLENNIUM ITALIAN DIVERSIF BOND L	NMIDB	LU1148874479	131.02	132.68	1.3%	-	-	2	14 307
17 NEW MILLENNIUM LARGE EUROPE CORPORATE L	NMLEC	LU1148874123	133.87	137.03	2.4%	-	-	-	-
18 PHARUS BOND OPPORTUNITIES CLASS Q	PHSBOQ	LU1136401111	96.49	97.31	0.8%	-	-	3	263 974
19 PHARUS LIQUIDITY CLASS Q	PHSLQ	LU1136401384	99.41	100.61	1.2%	-	-	5	2 419 096
20 PHARUS TARGET CLASS Q	PHSTQ	LU1136402432	59.55	60.65	1.8%	-	-	6	660 951
21 PLURIMA APUANO FLEXIBLE BOND FUND A EUR	PLAFBL	IE000FW9A4J6	100	102.23	2.2%	2	120 000	2	120 000
22 PLURIMA GLOBAL STAR RETURN FUND A LISTED	POGSRF	IE00BZ2R401	-	-	-	-	-	-	-
23 QSF - EUROPEAN HIGH YIELD BOND Q ACC	QSFEHY	LU226452642	87.04	91.1	4.7%	-	-	-	-
24 VG SICAV GLOBAL BOND CLASSE L	VGGLBD	LU1501204389	-	-	-	-	-	-	-

MAIN INDICATORS - EMERGING, STYLE AND OTHERS

Name	Trading Code	ISIN	30/06/2022	Reference Price 29/07/2022	Var %	JULY 2022		JAN - JUL 2022	
						Trades	Turnover C	Trades	Turnover C
1 8A+ LATEMAR - CLASSE Q	BALCQ	IT0005114522	102.082	104.491	2.4%	-	-	-	-
2 ACOMEA PAESI EMERGENTI CLASSE Q2	ACAPEM	IT0005091126	9.86	10.138	2.8%	-	-	5	283 789
3 ACOMEA PATRIMONIO AGGRESSIVO CLASSE Q2	ACAAGG	IT0005091084	4.757	4.848	1.9%	-	-	6	15 027
4 ACOMEA PATRIMONIO DINAMICO CLASSE Q2	ACADIN	IT0005091068	5.927	5.956	0.5%	-	-	2	458 247
5 ACOMEA PATRIMONIO ESENTE CLASSE Q2	ACAESE	IT0005252801	6.315	6.331	0.3%	-	-	3	3 986
6 ACOMEA PATRIMONIO PRUDENTE CLASSE Q2	ACAPRU	IT0005091019	5.334	5.114	-4.1%	-	-	-	-
7 ALESSIA - ABSOLUTE RETURN MACRO CLASS Q	AARM01	LU1238726654	106.61	106.14	-0.4%	1	58 454	3	264 370
8 AMAGIS DYNAMIC ALLOC TOT RET FUND L1 EUR	ADA113	MT7000015665	96.1585	101.2076	5.3%	-	-	2	61 397
9 AQA COLOMBO EXTRA RETURN FUND CLASS D	CXR	MT7000024006	92.726	97.8024	5.5%	1	5 868	2	9 942
10 ATOMO CARPINUS - CLASSE L	ATMCAR	LU1391065718	-	-	-	-	-	-	-
11 ATOMO GLOBAL RETURN - CLASSE L	ATMGLR	LU1391065395	81.43	82.8	1.7%	2	7 734	13	440 092
12 ATOMO PLAB FLEX ABSOLUTE FUND - CLASSE L	ATMPLF	LU1391065551	98.87	101.22	2.4%	-	-	2	278 775
13 BASE INV FLEX LOW RISK EXPOS CLASS EUR L	FLEXLO	LU1242466875	110.57	112.31	1.6%	1	1 005 168	1	1 005 168
14 COMPAM FUND - SB FLEXIBLE CLASSE Q	COMSFB	LU1275426358	94.313	110.301	17.0%	4	110 700	7	150 035
15 COMPAM FUND GLOBAL FLEXIBLE BLEND	COMGFB	LU1769738383	94.416	97.253	3.0%	2	299 997	17	3 194 189
16 COMPAM FUND SB CONVEX CLASSE Q	COMSBC	LU1468873846	116.529	114.038	-2.1%	-	-	8	19 952
17 COMPAM GLOBAL DIVERSIFIED CLASSE Q	COMGDO	LU1275426515	90.428	89.308	-1.2%	-	-	-	-
18 FCS FLEX ABLE GROWTH PLUS FUND CLASS B	FLEXAP	LU1720052098	-	-	-	-	-	-	-
19 INTERMONTE FLEXIBLE EUROPE	INTFE	LU1688213104	-	-	-	-	-	4	33 089
20 NEW MILLEN MULTI ASSET OPPORTUN CLASSE L	NMMAO	LU1363165751	99.45	103.05	3.6%	3	36 072	38	1 698 913
21 NEW MILLENNIUM AUGUSTUM MARKET TIMING L	NMMT	LU1148874636	113.75	116.32	2.3%	-	-	-	-
22 NEW MILLENNIUM BALANC WORLD CONSERVAT L	NMBWC	LU1148874552	150.65	153.44	1.9%	4	85 528	7	1 353 182
23 NEW MILLENNIUM PIR BILANCIATO SIST ITA L	NMPBSI	LU1602468800	95.35	97.16	1.9%	2	238 763	2	238 763
24 NEW MILLENNIUM TOTAL RETURN FLEXIBLE	NMTRF	LU2249747283	118.03	121.15	2.6%	-	-	1	100 675
25 NEW MILLENNIUM VOLACTIVE CLASSE L	NMVOL	LU1148874800	95.78	98.24	2.6%	-	-	-	-
26 OPEN CAPITAL PROFESSIONAL	OCPPI	IT0005279754	89.381	95.619	7.0%	10	427 502	86	8 966 023
27 OPEN CAPITAL TOTAL RETURN CLASSE L	OCPTR	IT0005279515	100.447	104.243	3.8%	26	3 468 976	160	19 886 721
28 PHARUS ASIAN NICHES	PHSAN	LU1867072735	119.04	122.57	3.0%	4	296 507	38	625 034
29 PHARUS SICAV - BASIC FUND Q	HPSBAS	LU1176781729	22.44	23.32	3.9%	-	-	33	1 575 476
30 PHARUS SICAV - BEST REGULATED COMPANIES	PHSTED	LU1868872802	99.84	102.24	2.4%	-	-	10	3 233 438
31 PHARUS SICAV_CONSERVATIVE	PHSARQ	LU1136401467	103.07	106.07	2.9%	-	-	7	561 104
32 PHARUS TREND PLAYER CLASS Q	PHSTPQ	LU1253867847	154.7	167.88	8.5%	-	-	1	369
33 PLURIMA STRATEGY PORTFOLIO A LISTED	PPSPDF	IE00BVDPKX98	9.401	10.008	6.5%	-	-	-	-
34 QSF - FAMILY GLOBAL VALUE EUR Q ACC	QSFFGV	LU2264525998	92.86	95.89	3.3%	-	-	-	-
35 SAFE SICAV-SAFE DYNAMIC ALLOCATION Q EUR	PHSAFQ	LU1136402788	86.76	89.52	3.2%	2	43 640	34	1 830 682
36 SELECTRA J. LAMARCK BIOTECH CLASS D	SELJLB	LU1246176264	135.87	150.34	10.6%	3	36 458	19	96 314
37 SELECTRA J. LAMARCK PHARMA CLASS D	SELJLP	LU1246176850	114.91	117.62	2.4%	-	-	-	-
38 SUMUS STRATEGIC FUND CLASSE Q EUR	HPSDYN	LU1176783774	10.32	10.53	2.0%	-	-	7	103 329
39 TIMEO BEST GLOBAL MANAGERS FLEX EQUITY	TNSBEQ	LU1850436491	91.02	94.24	3.5%	-	-	1	10 090
40 UCAPITAL MULTI ALPHA PLUS FUND A LISTED	PMALPF	IE00BV9H9599	8.208	8.208	0.0%	-	-	-	-
41 VARENNE VALEUR	VVAITA	LU2358390594	122.77	128.51	4.7%	-	-	-	-
42 VARENNE VALEUR QUOTA IT	FR0013216991	-	-	-	-	-	-	2	119 084

Markets Analysis

Piazza degli Affari, 6 - 20123 Milano
T +39 02 724261 | Fax +39 02 8646 4323
e-mail: markets_analysis@borsaitaliana.it
www.borsaitaliana.it

This publication is for information purposes only and is not a recommendation to engage in investment activities. This publication is provided "as is" without representation or warranty of any kind. Whilst all reasonable care has been taken to ensure the accuracy of the content, Euronext does not guarantee its accuracy or completeness. Euronext will not be held liable for any loss or damages of any nature ensuing from using, trusting or acting on information provided. No information set out or referred to in this publication shall form the basis of any contract. The creation of rights and obligations in respect of financial products that are traded on the exchanges operated by Euronext's subsidiaries shall depend solely on the applicable rules of the market operator. All proprietary rights and interest in or connected with this publication shall vest in Euronext. No part of it may be redistributed or reproduced in any form without the prior written permission of Euronext. Euronext disclaims any duty to update this information. Euronext refers to Euronext N.V. and its affiliates. Information regarding trademarks and intellectual property rights of Euronext is located at www.euronext.com/terms-use.

