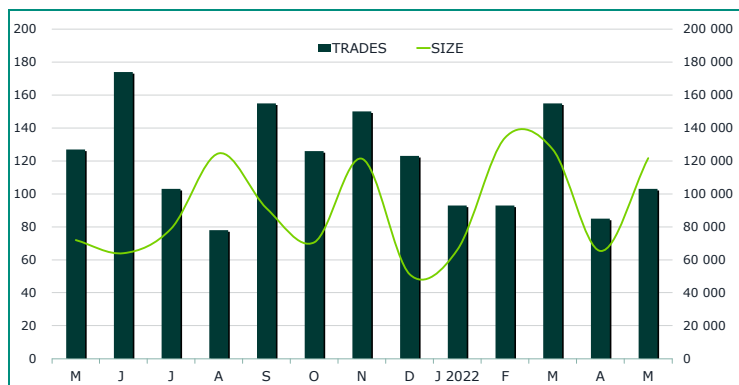
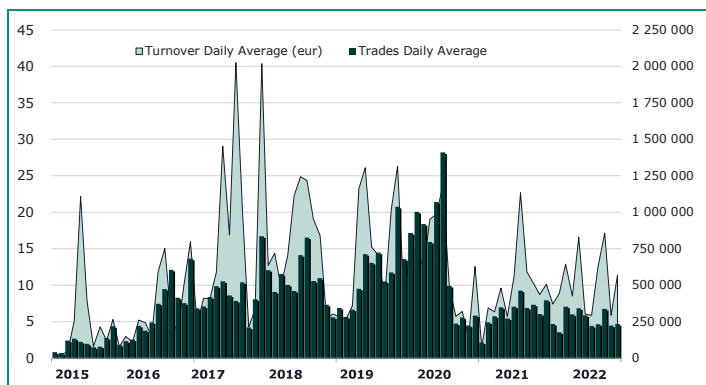


TRADING EVOLUTION

MAIN INDICATORS
LISTED FUNDS

	LISTED END of MONTH	AUM in MT	
		eur m 29/04/2022	eur m 31/05/2022
CORPORATE AND GOV. BOND	21	34.43	29.29
DEVELOPED MARKETS	22	50.69	49.19
EMERGING	1	0.35	0.34
STYLE			
OTHERS	39	353.96	352.02
TOTAL	83	439.43	430.83

TRADING

	APRIL 2022	MAY 2022	JAN - MAY 2022
	Turnover eur m	Turnover eur m	Turnover eur m
CORPORATE AND GOV. BOND	1.6	4.2	14.38
DEVELOPED MARKETS	0.1	2.6	6.70
EMERGING	-	-	0.00
STYLE			
OTHERS	3.9	5.7	35.35
TOTAL	5.56	12.53	56.43

MOST TRADED IN THE MONTH BY TURNOVER

Name	Trading Code	ISIN	TURNOVER	
			eur m	% TOT
1 ACOMEA 12 MESI CLASSE Q2	ACALIQ	IT0005090854	4.15	33.1%
2 OPEN CAPITAL TOTAL RETURN CLASSE L	OCPTR	IT0005279515	3.94	31.5%
3 PHARUS SICAV ELECTRIC MOBILITY NICHES	PHSEMN	LU1867072495	1.57	12.5%
4 OPEN CAPITAL PROFESSIONAL	OCPP1	IT0005279754	0.77	6.1%
5 ATOMO MADE IN ITALY FUND - CLASSE L	ATMMIF	LU1391064828	0.52	4.1%
6 NEW MILLEN MULTI ASSET OPPORTUN CLASSE L	NMMAO	LU1363165751	0.43	3.5%
7 PHARUS ALGO FLEX CLASS Q	PHSAFQ	LU1136402788	0.26	2.1%
8 FINLABO DYNAMIC EQUITY - CLASSE L	FINLDE	LU1397788552	0.22	1.7%
9 PHARUS SICAV EUROPE TOTAL RETURN CLASS Q	PSEAFQ	LU1437803767	0.21	1.7%
10 PHARUS SICAV_CONSERVATIVE	PHSARQ	LU1136401467	0.11	0.9%

MOST TRADED IN THE YEAR BY TURNOVER

Name	Trading Code	ISIN	TURNOVER	
			eur m	% TOT
1 OPEN CAPITAL TOTAL RETURN CLASSE L	OCPTR	IT0005279515	14.72	26.1%
2 OPEN CAPITAL PROFESSIONAL	OCPP1	IT0005279754	8.21	14.5%
3 ACOMEA 12 MESI CLASSE Q2	ACALIQ	IT0005090854	4.44	7.9%
4 PHARUS SICAV EUROPE TOTAL RETURN CLASS Q	PSEAFQ	LU1437803767	3.25	5.8%
5 PHARUS SICAV - BEST REGULATED COMPANIES	PHSTED	LU1868872802	3.23	5.7%
6 COMPAM FUND FLEXIBLE BOND CLASSE Q	COMFB0	LU1472302576	3.04	5.4%
7 ACOMEA BREVE TERMINE CLASSE Q2	ACABRT	IT0005090870	2.54	4.5%
8 PHARUS LIQUIDITY CLASS Q	PHSLQ	LU1136401384	2.42	4.3%
9 COMPAM FUND GLOBAL FLEXIBLE BLEND	COMGFB	LU1769738383	2.39	4.2%
10 PHARUS SICAV ELECTRIC MOBILITY NICHES	PHSEMN	LU1867072495	1.71	3.0%

What is ATFund (@Fund)

ATFund is a multilateral trading facilities (MTF) for open-end funds.

Clients can enter buy and sell orders between 8:00 a.m. and 10:55 a.m. Orders must indicate the quantity only.

Between 10:55 and 11 a.m. only the Appointed Intermediary can insert orders to execute the imbalance between buy and sell quantities. Trades are concluded within one minute after 11 am.

Contracts concluded at T are valued the following day (T+1) with the NAV (in Euro) as of day T provided by the issuers of listed funds by the cut-off time (5:00 pm).

Trades, valued at NAV, are settled in Monte Titoli the third day following the conclusion of contracts (T+3).

News:

ATFund AUM reached €430.83 m

Note: ATFund figures are included in the ETFplus until September 2018

TURNOVER

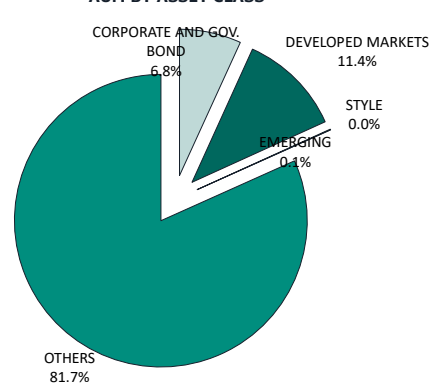
		APRIL 2022		MAY 2022		YEAR 2022			
		Trades	Turnover eur m	Trades	Turnover eur m	Trades	% TOT	Turnover eur m	% TOT
0	20 000	53	0.33	56	0.49	297	56.1%	2.19	3.9%
20 000	50 000	14	0.42	16	0.50	86	16.3%	2.64	4.7%
50 000	100 000	6	0.40	16	1.15	51	9.6%	3.61	6.4%
100 000	500 000	10	1.44	11	2.06	65	12.3%	13.99	24.8%
500 000		2	2.97	4	8.33	30	5.7%	34.00	60.3%
TOTAL		85	5.56	103	12.53	529		56.43	

FOCUS

FUNDS WITH HIGHEST TURNOVER

MONTH	NAME	TRADING CODE	ISIN	EUR
MAY	OPEN CAPITAL PROFESSIONAL	OCPP1	IT0005279754	3 707 709
JUNE	OPEN CAPITAL TOTAL RETURN CLASSE L	OCPTR	IT0005279515	2 270 522
JULY	NEW MILLEN MULTI ASSET OPPORTUN CLASSE L	NMMAO	LU1363165751	2 505 357
AUGUST	NEW MILLEN MULTI ASSET OPPORTUN CLASSE L	NMMAO	LU1363165751	2 695 057
SEPTEMBER	OPEN CAPITAL PROFESSIONAL	OCPP1	IT0005279754	3 008 863
OCTOBER	OPEN CAPITAL TOTAL RETURN CLASSE L	OCPTR	IT0005279515	1 697 558
NOVEMBER	ACOMEA BREVE TERMINE CLASSE Q2	ACABRT	IT0005090870	3 355 953
DECEMBER	FINLABO DYNAMIC EQUITY - CLASSE L	FINLDE	LU1397788552	986 300
JANUARY	ACOMEA BREVE TERMINE CLASSE Q2	ACABRT	IT0005090870	1 487 794
FEBRUARY	OPEN CAPITAL PROFESSIONAL	OCPP1	IT0005279754	3 766 264
MARCH	OPEN CAPITAL TOTAL RETURN CLASSE L	OCPTR	IT0005279515	3 805 622
APRIL	OPEN CAPITAL TOTAL RETURN CLASSE L	OCPTR	IT0005279515	2 848 387
MAY	ACOMEA 12 MESI CLASSE Q2	ACALIQ	IT0005090854	4 153 002

AUM BY ASSET CLASS



MAIN INDICATORS - DEVELOPED MARKETS

Name	Trading Code	ISIN	29/04/2022	Reference Price 31/05/2022	Var %	MAY 2022 trades	2022 Turnover C	JAN - MAY 2022 trades	2022 Turnover C
1 8A+ EIGER - CLASSE Q	8AECQ	IT0005114530	110.404	114.127	3.4%	-	-	3	16 306
2 ACOMEIA AMERICA CLASSE Q2	ACAAME	IT0005091142	28.522	29.055	1.9%	-	-	-	-
3 ACOMEIA ASIA PACIFICO CLASSE Q2	ACAAPA	IT0005091183	7.9	7.898	0.0%	-	-	2	25 605
4 ACOMEIA EUROPA CLASSE Q2	ACAEUP	IT0005091167	18.911	19.224	1.7%	-	-	-	-
5 ACOMEIA GLOBALE CLASSE Q2	ACAGLO	IT0005091100	17.473	17.58	0.6%	1	8 572	7	385 700
6 ACOMEIA PMITALIA ESG CLASSE Q2	ACAITA	IT0005091233	30.061	30.8	2.5%	-	-	-	-
7 ALESSIA - VOLCOR BETA ZERO CLASS Q	AVBZ01	LU1238726811	111.28	108.3	-2.7%	-	-	-	-
8 ATOMO MADE IN ITALY FUND - CLASSE L	ATMMIF	LU1391064828	179.7	180.02	0.2%	2	518 746	3	535 376
9 COMPAM ACTIVE GLOBAL LONG SHORT	COMAEE	LU1275425897	86.339	87.981	1.9%	-	-	-	-
10 COMPAM FUND - SB EQUITY CLASSE Q	COMSBE	LU1275426275	140.61	136.93	-2.6%	-	-	1	1 997
11 COMPAM FUND ACORO GLOB EQUITY LONG-ONLY	COMACO	LU2339391539	-	-	-	-	-	-	-
12 COMPAM FUND ACTIVE GLOBAL EQUITY	COMGEQ	LU1783934646	-	-	-	-	-	-	-
13 FINLABO DYNAMIC EQUITY - CLASSE L	FINLDE	LU1397788552	102.73	103.59	0.8%	1	215 587	3	215 678
14 NEW MILLENNIUM EURO EQUITIES CLASSE L	NMEE	LU1148873406	69.31	70.22	1.3%	-	-	-	-
15 NEW MILLENNIUM GLOBAL EQUITIES EUR HED L	NMGE	LU1148873588	122.06	122.47	0.3%	-	-	-	-
16 PHARUS GLOBAL VALUE EQUITY CLASS Q	PSGVQ	LU1371515534	150.01	149.24	-0.5%	2	97 423	5	326 577
17 PHARUS GLOBAL VALUE EQUITY CLASS QH	PSGVQH	LU1371515880	141.85	141.51	-0.2%	-	-	3	198 183
18 PHARUS GLOBAL VALUE EQUITY CLASS QHD	PSGGHD	LU1574104151	113.38	113.1	-0.2%	-	-	-	-
19 PHARUS INTERNATIONAL EQUITY QUANT CLASS Q	PHSIEQ	LU1136402192	116.07	114.83	-1.1%	-	-	-	-
20 PHARUS SICAV ELECTRIC MOBILITY NICHES	PHSEMN	LU1867072495	157.37	161.48	2.6%	1	1 567 500	13	1 714 459
21 PHARUS SICAV EUROPE TOTAL RETURN CLASS Q	PSEAFQ	LU1437803767	116.73	117.28	0.5%	2	211 164	9	3 250 227
22 PHARUS SICAV NEXT REVOLUTION CLASS Q	PHSVQ	LU1136401970	133.81	129.9	-2.9%	2	24 996	2	24 996

MAIN INDICATORS - CORPORATE AND GOV. BOND

Name	Trading Code	ISIN	29/04/2022	Reference Price 31/05/2022	Var %	Trades	MAY 2022 Turnover C	Trades	JAN - MAY 2022 Turnover C
1 ACOMEA 12 MESI CLASSE Q2	ACALIQ	IT0005090854	7.808	7.456	-4.5%	3	4 153 002	12	4 436 636
2 ACOMEA BREVE TERMINE CLASSE Q2	ACABRT	IT0005090870	14.674	14.377	-2.0%	1	2 232	23	2 538 834
3 ACOMEA EUROBLIGAZIONARIO CLASSE Q2	ACAEUO	IT0005090896	17.146	16.652	-2.9%	-	-	13	533 456
4 ACOMEA PERFORMANCE CLASSE Q2	ACAPER	IT0005090912	21.42	20.848	-2.7%	-	-	3	353 921
5 AISM LOW VOLATILITY FUND - E PLUS	AISMLV	LU1280406684	80.53	77.44	-3.8%	-	-	-	-
6 BASE INV BONDS VALUE CLASS EUR L	BONVAL	LU1242466289	111.5	108.71	-2.5%	1	49 550	2	49 788
7 COMPAM FUND - SB BOND CLASSE Q	COMSBB	LU1275426432	102.496	102.528	0.0%	-	-	2	501 881
8 COMPAM FUND FLEXIBLE BOND CLASSE Q	COMFBO	LU1472302576	98.848	98.546	-0.3%	-	-	12	3 043 444
9 INVESTIMENTI SOSTENIBILI LIFEGATE	LGINVS	IT0005215709	101.111	-	n.a.	-	-	1	10 239
10 NEW MILLEN EVERG GL HI YLD BOND CLASSE L	NMEGH	LU1363165918	-	-	-	-	-	-	-
11 NEW MILLENNIUM AUGUST HIGH QUALIT BOND L	NMHQB	LU1148873745	161.43	160.34	-0.7%	-	-	-	-
12 NEW MILLENNIUM AUGUSTUM CORPORATE BOND L	NMCB	LU1148874396	233.48	232.49	-0.4%	-	-	-	-
13 NEW MILLENNIUM EURO BONDS SHORT TERM L	NMEBST	LU1148873661	135.03	134.32	-0.5%	-	-	1	16 289
14 NEW MILLENNIUM EX EUR HIGH QUALIT BOND L	NMEXHQ	LU1148873828	110.18	109.03	-1.0%	-	-	-	-
15 NEW MILLENNIUM INFLAT LINK BOND EUROP L	NMILB	LU1148874040	116.28	114.78	-1.3%	-	-	-	-
16 NEW MILLENNIUM ITALIAN DIVERSIF BOND L	NMIDB	LU1148874479	137.6	136.89	-0.5%	-	-	1	12 417
17 NEW MILLENNIUM LARGE EUROPE CORPORATE L	NMLEC	LU1148874123	138.26	136.9	-1.0%	-	-	-	-
18 PHARUS BOND OPORTUNITIES CLASS Q	PHSBOQ	LU1136401111	98.82	98.71	-0.1%	-	-	1	19 468
19 PHARUS LIQUIDITY CLASS Q	PHSLQ	LU1136401384	101.3	101.13	-0.2%	-	-	5	2 419 096
20 PHARUS TARGET CLASS Q	PHSTQ	LU1136402432	64.09	62.89	-1.9%	-	-	4	446 031
21 PLURIMA GLOBAL STAR RETURN FUND A LISTED	POGSRF	IE00B2Z2R401	-	-	-	-	-	-	-
22 QSF - EUROPEAN HIGH YIELD BOND Q ACC	QSFEHY	LU2264552642	94.4	93.42	-1.0%	-	-	-	-
23 VG SICAV GLOBAL BOND CLASSE L	VGGLBD	LU1501204389	-	-	-	-	-	-	-

MAIN INDICATORS - EMERGING, STYLE AND OTHERS

Name	Trading Code	ISIN	29/04/2022	Reference Price 31/05/2022	Var %	Trades	MAY 2022 Turnover C	Trades	JAN - MAY 2022 Turnover C
1 8A+ LATEMAR - CLASSE Q	BALCQ	IT0005114522	107.386	107.848	0.4%	-	-	-	-
2 ACOMEA PAESI EMERGENTI CLASSE Q2	ACAPEM	IT0005091126	11.09	10.881	-1.9%	-	-	4	1 224
3 ACOMEA PATRIMONIO AGGRESSIVO CLASSE Q2	ACAAGG	IT0005091084	5.153	5.147	-0.1%	1	9 633	6	15 027
4 ACOMEA PATRIMONIO DINAMICO CLASSE Q2	ACADIN	IT0005091068	6.296	6.282	-0.2%	-	-	2	458 247
5 ACOMEA PATRIMONIO ESENTE CLASSE Q2	ACAESE	IT0005252801	6.674	6.62	-0.8%	-	-	2	3 986
6 ACOMEA PATRIMONIO PRUDENTE CLASSE Q2	ACAPRU	IT0005091019	5.989	5.802	-3.1%	-	-	-	-
7 ALESSIA - ABSOLUTE RETURN MACRO CLASS Q	AARM01	LU1238726654	109.45	109.39	-0.1%	-	-	2	205 916
8 AMAGIS DYNAMIC ALLOC TOT RET FUND L1 EUR	ADA113	MT7000015665	102.7665	102.2755	-0.5%	-	-	1	9 857
9 AQA COLOMBO EXTRA RETURN FUND CLASS D	CXR	MT7000024006	100.5726	103.2639	2.7%	-	-	1	4 074
10 ATOMO CARPINUS - CLASSE L	ATMCAR	LU1391065718	-	-	-	-	-	-	-
11 ATOMO GLOBAL RETURN - CLASSE L	ATMGLR	LU1391065395	86.17	85.8	-0.4%	4	92 639	8	183 624
12 ATOMO PLAB FLEX ABSOLUTE FUND - CLASSE L	ATMPLF	LU1391065551	102.47	100.8	-1.6%	-	-	2	278 775
13 BASE INV FLEX LOW RISK EXPOS CLASS EUR L	FLEXLO	LU1242466875	113.76	113.7	-0.1%	-	-	-	-
14 COMPAM FUND - SB FLEXIBLE CLASSE Q	COMSBF	LU1275426358	101.018	100.14	-0.9%	-	-	1	9 556
15 COMPAM FUND GLOBAL FLEXIBLE BLEND	COMGFB	LU1769738383	99.904	99.299	-0.6%	1	10 964	12	2 388 360
16 COMPAM FUND SB CONVEX CLASSE Q	COMSBC	LU1468873846	137.013	126.265	-7.8%	2	8 661	7	19 709
17 COMPAM GLOBAL DIVERSIFIED CLASSE Q	COMGD0	LU1275426515	97.622	97.889	0.3%	-	-	-	-
18 FCS FLEX ABLE GROWTH PLUS FUND CLASS B	FLEXAP	LU1720052098	-	-	-	-	-	-	-
19 INTERMONTE FLEXIBLE EUROPE	INTFE	LU1688213104	10.56	10.49	-0.7%	1	20 951	4	33 089
20 NEW MILLEN MULTI ASSET OPPORTUN CLASSE L	NMMAO	LU1363165751	104.62	103.62	-1.0%	9	434 401	32	1 562 262
21 NEW MILLENNIUM AUGUSTUM MARKET TIMING L	NMMT	LU1148874636	118.83	117.97	-0.7%	-	-	-	-
22 NEW MILLENNIUM BALANC WORLD CONSERVAT L	NMBWC	LU1148874552	156.6	154.66	-1.2%	-	-	1	1 211 896
23 NEW MILLENNIUM PIR BILANCIATO SIST ITA L	NMPBSI	LU1602468800	101.52	100.83	-0.7%	-	-	-	-
24 NEW MILLENNIUM TOTAL RETURN FLEXIBLE	NMTRF	LU2249747283	122.82	123.11	0.2%	-	-	1	100 675
25 NEW MILLENNIUM VOLACTIVE CLASSE L	NMVOL	LU1148874800	101.53	99.08	-2.4%	-	-	-	-
26 OPEN CAPITAL PROFESSIONAL	OCPP1	IT0005279754	97.387	98.064	0.7%	21	767 870	69	8 205 659
27 OPEN CAPITAL TOTAL RETURN CLASSE L	OCPTR	IT0005279515	106.787	106.542	-0.2%	33	3 943 882	118	14 723 961
28 PHARUS ALGO FLEX CLASS Q	PHSAFQ	LU1136402788	91.18	90.44	-0.8%	5	260 836	27	1 285 475
29 PHARUS ASIAN NICHES	PHSAN	LU1867072735	123.27	124.69	1.2%	5	12 034	30	313 274
30 PHARUS SICAV - BASIC FUND Q	HPSBAS	LU1176781729	24.84	24.51	-1.3%	1	3 617	29	544 311
31 PHARUS SICAV - BEST REGULATED COMPANIES	PHSTED	LU1868872802	103.38	104.19	0.8%	-	-	10	3 233 438
32 PHARUS SICAV_CONSERVATIVE	PHSARQ	LU1136401467	105.87	105.49	-0.4%	2	113 923	6	282 273
33 PHARUS TREND PLAYER CLASS Q	PHSTPQ	LU1253867847	166.38	161.93	-2.7%	-	-	1	369
34 PLURIMA STRATEGY PORTFOLIO A LISTED	PPSPOF	IE00BVDPKX98	10.369	10.031	-3.3%	-	-	-	-
35 QSF - FAMILY GLOBAL VALUE EUR Q ACC	QSFFGV	LU2264552998	96.62	96.2	-0.4%	-	-	-	-
36 SELECTRA J. LAMARCK BIOTECH CLASS D	SELJLB	LU1246176264	130.43	128.26	-1.7%	2	5 158	13	49 526
37 SELECTRA J. LAMARCK PHARMA CLASS D	SELJLP	LU1246176850	115.16	116.51	1.2%	-	-	-	-
38 SUMUS STRATEGIC FUND CLASSE Q EUR	HPSDYN	LU1176783774	10.9	10.9	0.0%	-	-	6	101 239
39 TIMEO BEST GLOBAL MANAGERS FLEX EQUITY	TNSBEQ	LU1850436491	95.53	94.08	-1.5%	-	-	1	10 090
40 UCAPITAL MULTI ALPHA PLUS FUND A LISTED	PMALPF	IE00BV9H9599	8.208	8.208	0.0%	-	-	-	-
41 VARENNE VALEUR	VVAITA	LU2358390594	128.92	125.25	-2.8%	-	-	-	-
42 VARENNE VALEUR QUOTA IT	VVAITA	FR0013216991	-	-	-	-	-	2	119 084

Markets Analysis

Piazza degli Affari, 6 - 20123 Milano
T +39 02 724261 | Fax +39 02 8646.4323
e-mail: markets_analysis@borsaitaliana.it
www.borsaitaliana.it

This publication is for information purposes only and is not a recommendation to engage in investment activities. This publication is provided "as is" without representation or warranty of any kind. Whilst all reasonable care has been taken to ensure the accuracy of the content, Euronext does not guarantee its accuracy or completeness. Euronext will not be held liable for any loss or damages of any nature ensuing from using, trusting or acting on information provided. No information set out or referred to in this publication shall form the basis of any contract. The creation of rights and obligations in respect of financial products that are traded on the exchanges operated by Euronext's subsidiaries shall depend solely on the applicable rules of the market operator. All proprietary rights and interest in or connected with this publication shall vest in Euronext. No part of it may be redistributed or reproduced in any form without the prior written permission of Euronext. Euronext disclaims any duty to update this information. Euronext refers to Euronext N.V. and its affiliates. Information regarding trademarks and intellectual property rights of Euronext is located at www.euronext.com/terms-use.