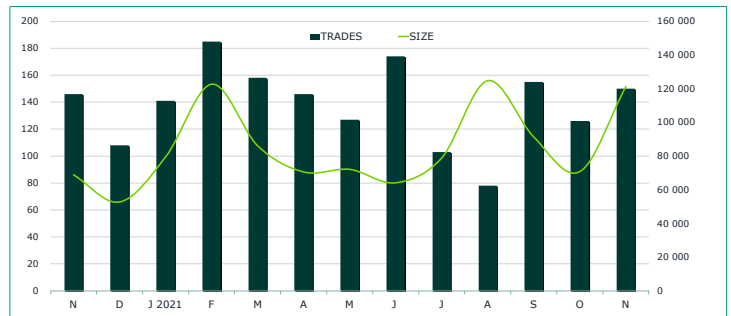
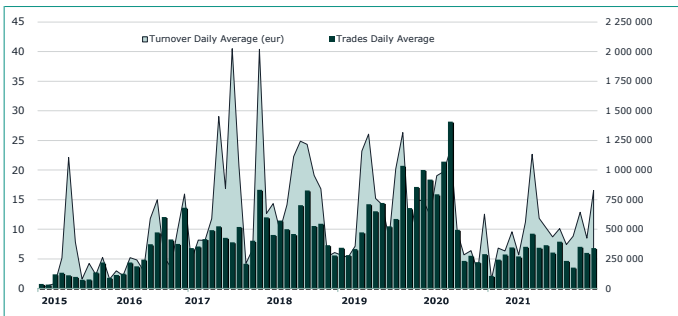


ATFund Statistics
November 2021
TRADING EVOLUTION

MAIN INDICATORS
LISTED FUNDS

	LISTED END OF MONTH	AUM in MT	
		eur m 29/10/2021	eur m 30/11/2021
CORPORATE AND GOV. BOND	23	62.13	51.38
DEVELOPED MARKETS	22	52.28	51.39
EMERGING	1	0.37	0.36
STYLE			
OTHERS	40	383.27	378.46
TOTAL	86	498.06	481.60

TRADING

	OCTOBER 2021	NOVEMBER 2021	JAN - NOV 2021
	Turnover eur m	Turnover eur m	Turnover eur m
CORPORATE AND GOV. BOND	2.0	10.4	26.84
DEVELOPED MARKETS	0.6	0.1	18.66
EMERGING	0.0	0.0	0.04
STYLE			
OTHERS	6.3	7.7	91.74
TOTAL	8.91	18.22	137.28

MOST TRADED IN THE MONTH BY TURNOVER

Name	Trading Code	ISIN	TURNOVER	
			eur m	% TOT
1 ACOMEA BREVE TERMINE CLASSE Q2	ACABRT	IT0005090870	3.36	18.4%
2 ACOMEA EUROBLIGAZIONARIO CLASSE Q2	ACAEUO	IT0005090896	3.28	18.0%
3 ACOMEA 12 MESI CLASSE Q2	ACALIQ	IT0005090854	1.94	10.6%
4 ACOMEA PATRIMONIO AGGRESSIVO CLASSE Q2	ACAGGG	IT0005091084	1.53	8.4%
5 ACOMEA PATRIMONIO DINAMICO CLASSE Q2	ACADIN	IT0005091068	1.48	8.1%
6 ACOMEA PERFORMANCE CLASSE Q2	ACAPER	IT0005090912	1.32	7.3%
7 OPEN CAPITAL MULTI ASSET OPPORTUN CLASSE L	OCPTTR	IT0005279515	0.85	4.7%
8 NEW MILLEN MULTI ASSET OPPORTUN CLASSE L	NMMAO	LU1363165751	0.61	3.4%
9 NEW MILLENNIUM BALANC WORLD CONSERVAT L	NMBWC	LU1148874552	0.51	2.8%
10 AQA COLOMBO EXTRA RETURN FUND CLASS D	CXR	MT7000024006	0.50	2.8%

MOST TRADED IN THE YEAR BY TURNOVER

Name	Trading Code	ISIN	TURNOVER	
			eur m	% TOT
1 OPEN CAPITAL TOTAL RETURN CLASSE L	OCPTTR	IT0005279515	16.61	12.1%
2 NEW MILLEN MULTI ASSET OPPORTUN CLASSE L	NMMAO	LU1363165751	14.54	10.6%
3 OPEN CAPITAL PROFESSIONAL	OCPPPI	IT0005279754	13.09	9.5%
4 NEW MILLENNIUM TOTAL RETURN FLEXIBLE	NMTRF	LU2249747283	11.70	8.5%
5 ACOMEA 12 MESI CLASSE Q2	ACALIQ	IT0005090854	8.99	6.6%
6 QSF - FAMILY GLOBAL VALUE EUR Q ACC	QSFFGV	LU2264552998	6.35	4.6%
7 PHARUS ASIAN NICHES	PHSAN	LU1867072735	5.91	4.3%
8 ACOMEA BREVE TERMINE CLASSE Q2	ACABRT	IT0005090870	5.84	4.3%
9 PHARUS SICAV - BASIC FUND Q	HPSBAS	LU1176781729	5.11	3.7%
10 PHARUS SICAV EUROPE TOTAL RETURN CLASS Q	PSEAFQ	LU1437803767	3.93	2.9%

What is ATFund (@Fund)

ATFund is a multilateral trading facilities (MTF) for open-end funds.

Clients can enter buy and sell orders between 8:00 a.m. and 10:55 a.m. Orders must indicate the quantity only.

Between 10:55 and 11 a.m. only the Appointed Intermediary can insert orders to execute the imbalance between buy and sell quantities. Trades are concluded within one minute after 11 am.

Contracts concluded at T are valued the following day (T+1) with the NAV (in Euro) as of day T provided by the issuers of listed funds by the cut-off time (5:00 pm).

Trades, valued at NAV, are settled in Monte Titoli the third day following the conclusion of contracts (T+3).

News:

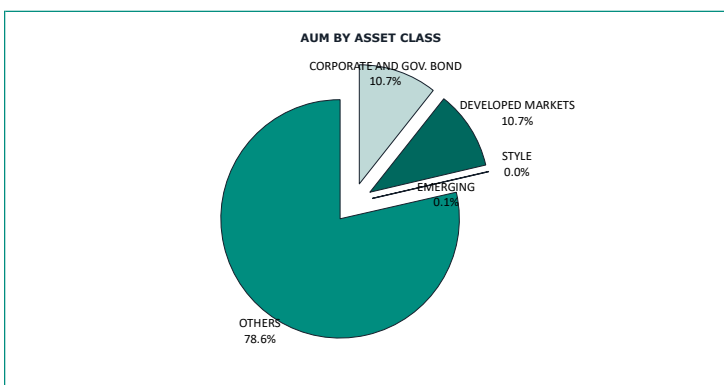
ATFund AUM reached €481.6 m

Note: ATFund figures are included in the ETFplus until September 2018

TURNOVER		OCTOBER 2021		NOVEMBER 2021		YEAR 2021		
		Trades	Turnover eur m	Trades	Turnover eur m	% TOT	Turnover eur m	% TOT
0	20 000	83	0.63	88	0.67	834	6.14	4.5%
20 000	50 000	17	0.53	27	0.78	312	10.30	7.5%
50 000	100 000	8	0.54	16	1.15	153	10.38	7.6%
100 000	500 000	12	2.66	11	1.82	191	39.37	28.7%
500 000		6	4.55	8	13.80	53	71.10	51.8%
	TOTAL	126	8.91	150	18.22	1 543	137.28	

FOCUS

FUNDS WITH HIGHEST TURNOVER				
MONTH	NAME	TRADING CODE	ISIN	EUR
NOVEMBER	OPEN CAPITAL TOTAL RETURN CLASSE L	OCPTR	IT0005279515	1 680 064
DECEMBER	OPEN CAPITAL TOTAL RETURN CLASSE L	OCPTR	IT0005279515	824 934
JANUARY 2021	BA+ EIGER - CLASSE Q	BAECQ	IT0005114530	2 523 100
FEBRUARY	ACOMEA LIQUIDITA' CLASSE Q2	ACALIQ	IT0005090854	5 683 537
MARCH	NEW MILLENNIUM TOTAL RETURN FLEXIBLE	NMTRF	LU2249747283	7 996 524
APRIL	OPEN CAPITAL TOTAL RETURN CLASSE L	OCPTR	IT0005279515	4 149 652
MAY	OPEN CAPITAL PROFESSIONAL	OCPPF	IT0005279754	3 707 709
JUNE	OPEN CAPITAL TOTAL RETURN CLASSE L	OCPTR	IT0005279515	2 270 522
JULY	NEW MILLEN MULTI ASSET OPPORTUN CLASSE L	NMMAO	LU1363165751	2 505 357
AUGUST	NEW MILLEN MULTI ASSET OPPORTUN CLASSE L	NMMAO	LU1363165751	2 695 057
SEPTEMBER	OPEN CAPITAL PROFESSIONAL	OCPPF	IT0005279754	3 008 863
OCTOBER	OPEN CAPITAL TOTAL RETURN CLASSE L	OCPTR	IT0005279515	1 697 558
NOVEMBER	ACOMEA BREVE TERMINE CLASSE Q2	ACABRT	IT0005090870	3 355 953



MAIN INDICATORS - DEVELOPED MARKETS

Name	Trading Code	ISIN	Reference Price		Var %	NOVEMBER 2021		JAN - NOV 2021	
			29/10/2021	30/11/2021		trades	Turnover C	trades	Turnover C
1 BA+ EIGER - CLASSE Q	BAECQ	IT0005114530	125.284	118.458	-5.4%	-	-	3	2 541 462
2 BA+ GRAN PARADISO - CLASSE Q	BAGCQ	IT0005137770	-	-	-	-	-	-	-
3 ACOMEIA AMERICA CLASSE Q2	ACAAME	IT0005091142	29.542	28.35	-4.0%	-	-	4	1 063
4 ACOMEIA ASIA PACIFICO CLASSE Q2	ACAAPA	IT0005091183	8.104	7.904	-2.5%	1	496	11	54 974
5 ACOMEIA EUROPA CLASSE Q2	ACAEUP	IT0005091167	19.773	18.832	-4.8%	-	-	6	6 733
6 ACOMEIA GLOBALE CLASSE Q2	ACAGLO	IT0005091100	18.298	17.643	-3.6%	-	-	6	45 027
7 ACOMEIA PMITALIA ESG CLASSE Q2	ACAITA	IT0005091233	32.859	31.732	-3.4%	-	-	10	2 183 280
8 ALESSIA - VOLCOR BETA ZERO CLASS Q	AVBZ01	LU1238726811	110.66	112.03	1.2%	-	-	7	561 280
9 APSLEY FUND ICAV - OPTIMA STAR FUND	OPTMSF	IE008029X585	-	-	-	-	-	-	-
10 ATOMO MADE IN ITALY FUND - CLASSE L	ATMMIF	LU1391064828	205.05	201.62	-1.7%	-	-	6	167 788
11 COMPAM ACTIVE EQUITY SELECTION CLASSE Q	COMAES	LU1275426606	-	-	-	-	-	1	6 980
12 COMPAM ACTIVE GLOBAL LONG SHORT	COMAEE	LU1275425897	100.84	96.756	-4.0%	-	-	1	305 757
13 COMPAM FUND - SB EQUITY CLASSE Q	COMSBE	LU1275426275	154.798	156.053	0.8%	-	-	9	194 279
14 COMPAM FUND ACORO GLOB EQUITY LONG-ONLY	COMACO	LU2339391539	-	-	-	-	-	-	-
15 COMPAM FUND ACTIVE GLOBAL EQUITY	COMGEQ	LU1783934646	-	-	-	-	-	-	-
16 FINLABO DYNAMIC EQUITY - CLASSE L	FINLDE	LU1397788552	101.73	97.69	-4.0%	-	-	12	3 324 007
17 NEW MILLENNIUM EURO EQUITIES CLASSE L	NMEE	LU1148873406	77.98	75.21	-3.6%	-	-	-	-
18 NEW MILLENNIUM GLOBAL EQUITIES EUR HED L	NMGE	LU1148873588	138.03	138.26	0.2%	-	-	1	4 928
19 PHARUS GLOBAL VALUE EQUITY CLASS Q	PSGVQ	LU1371515534	154.06	152.8	-0.8%	1	4 709	19	1 064 453
20 PHARUS GLOBAL VALUE EQUITY CLASS QH	PSGVQH	LU1371515880	150.62	147.97	-1.8%	-	-	10	2 067 835
21 PHARUS GLOBAL VALUE EQUITY CLASS QHD	PSGVQHD	LU1574104151	122.2	120.05	-1.8%	-	-	1	46 908
22 PHARUS INTERNATIONAL EQUITY QUANT CLASS Q	PHSIEQ	LU1136402192	125.42	127.57	1.7%	1	13 907	2	41 848
23 PHARUS SICAV ELECTRIC MOBILITY NICHES	PHSEMN	LU1867072495	163.01	157.14	-3.6%	7	46 484	38	2 044 362
24 PHARUS SICAV EUROPE TOTAL RETURN CLASS Q	PSEAFQ	LU1437803767	119.03	118.68	-0.3%	1	24 992	20	3 931 856
25 PHARUS SICAV NEXT REVOLUTION CLASS Q	PHSVQ	LU1136401970	156.92	158.92	1.3%	-	-	5	62 976
26 VG SICAV EUROPEAN EQUITY FUND CLASSE L	VGEUEQ	LU1501201872	-	-	-	-	-	-	-
27 VG SICAV US EQUITY FUND CLASSE L	VGUSEQ	LU1501194218	-	-	-	-	-	-	-

MAIN INDICATORS - CORPORATE AND GOV. BOND

Name	Trading Code	ISIN	29/10/2021	Reference Price 30/11/2021	Var %	Trades	NOVEMBER 2021 Turnover C	Trades	JAN - NOV 2021 Turnover C
1 ACOMEA 12 MESI CLASSE Q2	ACALIQ	IT0005090854	8.752	8.728	-0.3%	6	1.939.682	56	8.993.404
2 ACOMEA BREVE TERMINE CLASSE Q2	ACABRT	IT0005090870	16.829	16.599	-1.4%	8	3.355.953	72	5.839.468
3 ACOMEA EUROBLIGAZIONARIO CLASSE Q2	ACAEUO	IT0005090896	20.899	20.437	-2.2%	2	3.284.968	28	3.669.792
4 ACOMEA PERFORMANCE CLASSE Q2	ACAPER	IT0005090912	24.463	23.598	-3.5%	3	1.324.617	25	2.290.406
5 AISM LOW VOLATILITY FUND - E PLUS	AISMLV	LU1280406684	82.64	82.26	-0.5%	-	-	21	411.707
6 BASE INV BONDS VALUE CLASS EUR L	BONVAL	LU1242466289	122.54	118.84	-3.0%	-	-	1	80.794
7 COMPAN FUND - SB BOND CLASSE Q	COMSB	LU1279426432	107.091	107.51	0.4%	-	-	4	107.081
8 COMPAN FUND FLEXIBLE BOND CLASSE Q	COMFBO	LU1472302576	104.264	103.272	-1.0%	1	10.418	18	2.140.163
9 INVESTIMENTI SOSTENIBILI LIFEGATE	LGINVS	IT0005215709	108.026	107.963	-0.1%	1	32.594	1	32.594
10 NEW MILLEN EVERG GL HI YLD BOND CLASSE L	NMEGH	LU1363165918	93.27	n.a.	-	2	55.907	2	55.907
11 NEW MILLENNIUM AUGUST HIGH QUALIT BOND L	NMHOB	LU1148873745	161.11	160.85	-0.2%	-	-	-	-
12 NEW MILLENNIUM AUGUSTUM CORPORATE BOND L	NMCB	LU1148874396	245.88	244.74	-0.5%	-	-	2	15.648
13 NEW MILLENNIUM EURO BONDS SHORT TERM L	NMEBST	LU1148873661	135.96	136.17	0.2%	5	361.806	8	438.451
14 NEW MILLENNIUM EX EUR HIGH QUALIT BOND L	NMEHQ	LU1148873828	110.22	111.52	1.2%	-	-	-	-
15 NEW MILLENNIUM INFLAT LINK BOND EUROP L	NMILB	LU1148874040	112.72	113.56	0.7%	1	51.359	1	51.359
16 NEW MILLENNIUM ITALIAN DIVERSIF BOND L	NMIDB	LU1148874479	145.18	144.4	-0.5%	2	12.996	8	43.752
17 NEW MILLENNIUM LARGE EUROPE CORPORATE L	NMLEC	LU1148874123	145.63	145.46	-0.1%	-	-	2	319.055
18 PHARUS BOND OPPORTUNITIES CLASS Q	PHSBOQ	LU1136401111	102.32	101.49	-0.8%	-	-	7	118.554
19 PHARUS LIQUIDITY CLASS Q	PHSLQ	LU1136401384	103.51	103.1	-0.4%	1	10.363	8	1.279.938
20 PHARUS MARZOTTO ACTIVE BOND Q	PHSMAB	LU1371515021	-	-	-	-	-	-	-
21 PHARUS TARGET CLASS Q	PHSTQ	LU1136402432	73.95	73.09	-1.2%	-	-	10	405.019
22 PLURIMA GLOBAL STAR RETURN FUND A LISTED	POGSRF	IE00B222R401	-	-	-	-	-	-	-
23 QSF - EUROPEAN HIGH YIELD BOND Q ACC	QSFHYH	LU0264552642	100.22	99.87	-0.3%	-	-	3	550.095
24 VG SICAV GLOBAL BOND CLASSE L	VGGLBD	LU1501204389	-	-	-	-	-	-	-

MAIN INDICATORS - EMERGING, STYLE AND OTHERS

Name	Trading Code	ISIN	29/10/2021	Reference Price 30/11/2021	Var %	Trades	NOVEMBER 2021 Turnover C	Trades	JAN - NOV 2021 Turnover C
1 BA+ LATEMAR - CLASSE Q	SALCQ	IT0005114522	113.735	111.943	-1.6%	-	-	-	-
2 ACOMEA PAESI EMERGENTI CLASSE Q2	ACAPEM	IT0005091126	11.87	11.569	-2.5%	3	1.437	24	39.033
3 ACOMEA PATRIMONIO AGGRESSIVO CLASSE Q2	ACAAGG	IT0005091084	5.38	5.196	-3.4%	2	1.534.057	11	1.871.795
4 ACOMEA PATRIMONIO DINAMICO CLASSE Q2	ACADIN	IT0005091068	6.678	6.509	-2.5%	2	1.480.251	12	1.744.419
5 ACOMEA PATRIMONIO ESENTE CLASSE Q2	ACAESE	IT0005252801	7.003	6.851	-2.2%	-	-	9	59.807
6 ACOMEA PATRIMONIO PRUDENTE CLASSE Q2	ACAPRU	IT0005091019	6.849	6.599	-3.7%	-	-	5	38.852
7 ALESSIA - ABSOLUTE RETURN MACRO CLASS Q	AARRM01	LU1238726654	107.98	106.3	-1.6%	-	-	11	312.158
8 AMANIS DYNAMIC ALLOC TOT RET FUND LI EUR	ADAL13	MT7000158655	101.6993	100.9741	-0.7%	-	-	1	14.426
9 AQA COLOMBO EXTRA RETURN FUND CLASS D	CVR	MT7000024606	106.308	104.1447	-2.2%	1	501.425	15	1.195.599
10 ATOMO CARPINUS - CLASSE L	ATMCAR	LU11391065718	-	-	-	-	-	-	-
11 ATOMO GLOBAL RETURN - CLASSE L	ATMGRL	LU11391065395	93.29	90.54	-2.9%	4	299.932	32	1.074.436
12 ATOMO PLAB FLEX ABSOLUTE FUND - CLASSE L	ATMPLF	LU11391065551	105.29	105.24	0.0%	-	-	1	10.676
13 BASE INV BONDS MULTICURRENCY CLASS EUR L	BONMUL	LU1242466446	-	-	-	-	-	1	103.895
14 BASE INV FLEX LOW RISK EXPOS CLASS EUR L	FLEXLO	LU11242466875	112.42	110.82	-1.4%	-	-	4	2.330.001
15 COMPAN FUND - SB FLEXIBLE CLASSE Q	COMSBF	LU1275426358	104.669	103.667	-1.0%	1	10.126	3	30.148
16 COMPAN FUND ACTIVE BOND PLUS	COMABP	LU2039855171	-	-	-	-	-	-	-
17 COMPAN FUND GLOBAL FLEXIBLE BLEND	COMGFB	LU1769738383	100.237	98.791	-1.4%	2	27.533	42	1.719.989
18 COMPAN FUND SB CONVEX CLASSE Q	COMSBC	LU1468873846	121.456	124.209	2.3%	1	2.878	36	207.483
19 COMPAN GLOBAL DIVERSIFIED CLASS Q	COMGDD	LU1275426515	102.888	102.393	-0.5%	-	-	-	-
20 EUREGIO+ GENERATION DYNAMIC PIR	PPGDYP	IT0005347585	-	-	-	-	-	-	-
21 FCS FLEXIBLE GROWTH PLUS FUND CLASS B	FLEXAP	LU1720052098	-	-	-	-	-	-	-
22 INTERMONTE FLEXIBLE EUROPE	INTFPE	LU11688213104	11.38	11.19	-1.7%	1	31.880	7	116.738
23 MULTI STAR SICAV - HEARTH ETHICAL FUND	MSHEEQ	LU1838949607	-	-	-	-	-	-	-
24 MULTISTARS SICAV-ALFA/ASTANAR/EMERGATREN	MSOCQO	LU1838949516	-	-	-	-	-	-	-
25 NEW MILLEN MULTI ASSET OPPORTUN CLASSE L	NMMMO	LU11363165751	109.47	108.57	-0.8%	9	611.036	134	14.535.350
26 NEW MILLENNIUM AUGUSTUM MARKET TIMING L	NMMT	LU1148874626	122.57	122.42	-0.1%	-	-	-	-
27 NEW MILLENNIUM BALANC WORLD CONSERVAT L	NMBWC	LU1148874552	166.25	166.02	-0.1%	1	511.309	4	1.217.788
28 NEW MILLENNIUM PIR BILANCIATO SIST ITA L	NMPBSI	LU1160246800	110.41	109.2	-1.1%	-	-	-	-
29 NEW MILLENNIUM TOTAL RETURN FLEXIBLE	NMTRF	LU2249747283	127.83	127.07	-0.6%	2	309.625	11	11.703.882
30 NEW MILLENNIUM VOLACTIVE CLASSE L	NMVOL	LU1148874800	108.47	108.59	0.1%	-	-	-	-
31 OPEN CAPITAL PROFESSIONAL	OCPP1	IT0005279754	106.655	103.471	-3.0%	9	157.665	156	13.091.718
32 OPEN CAPITAL TOTAL RETURN CLASSE L	OCPTR	IT0005279515	114.189	112.95	-1.1%	27	851.073	256	16.614.427
33 PHARUS ALGO FLEX CLASS Q	PHSAFQ	LU1136402788	101.6	101.03	-0.6%	12	373.694	84	2.168.013
34 PHARUS ASIAN NICHES	PHSAN	LU1186702735	123.55	122.54	-0.8%	9	122.085	64	5.913.685
35 PHARUS MARZOTTO ACTIVE DIVERSIFIED Q	PHSMAD	LU1371515294	-	-	-	-	-	-	-
36 PHARUS SICAV - BASIC FUND Q	PHSBAS	LU1176781729	28.55	28.62	0.2%	6	69.841	47	5.112.540
37 PHARUS SICAV - BEST REGULATED COMPANIES	PHSTED	LU11868872802	99.91	100.42	0.5%	1	146.562	10	1.026.320
38 PHARUS SICAV - CONSERVATIVE	PHSARQ	LU1136401467	112.28	112.27	0.0%	4	291.506	25	2.145.765
39 PHARUS TREND PLAYER CLASS Q	PHSTRQ	LU1253867847	195.94	197.79	0.9%	-	-	4	2.45.486
40 PLURIMA STRATEGY PORTFOLIO A LISTED	PPSPQF	IE00BV091908	12.222	12.074	-1.2%	-	-	-	-
41 QSF - FAMILY GLOBAL VALUE EUR Q ACC	QSFQFV	LU0264552998	100.61	100.55	-0.1%	3	263.508	14	6.353.878
42 SELECTRA J. LAMARCK BIOTECH CLASS D	SELJLB	LU11246176364	151.26	144.09	-4.7%	3	29.144	27	245.351
43 SELECTRA J. LAMARCK PHARMA CLASS D	SELJLP	LU11246176850	109.86	107.62	-2.0%	-	-	1	298
44 SUMUS STRATEGIC FUND CLASSE Q EUR	HPSDYN	LU1176783774	11.65	11.45	-1.7%	2	42.211	24	427.197
45 TIMEO BEST GLOBAL MANAGERS FLEX EQUITY	TMSBEQ	LU1850436491	102.66	102.73	0.1%	-	-	10	85.759
46 UCAPITAL MULTI ALPHA PLUS FUND A LISTED	PMALPF	IE00BV9H9599	8.208	8.208	0.0%	-	-	-	-
47 VARENNE VALEUR QUOTA IT	VVAITA	FR0013216991	140.92	140.33	-0.4%	2	17.038	9	242.754

Markets Analysis
Piazza degli Affari, 6 - 20123 Milano
T +39 02 724261 | Fax +39 02 8646.4323
e-mail: markets_analysis@borsaitaliana.it
www.borsaitaliana.it

This publication is for information purposes only and is not a recommendation to engage in investment activities. This publication is provided "as is" without representation or warranty of any kind. Whilst all reasonable care has been taken to ensure the accuracy of the content, Euronext does not guarantee its accuracy or completeness. Euronext will not be held liable for any loss or damages of any nature ensuing from using, trusting or acting on information provided. No information set out or referred to in this publication shall form the basis of any contract. The creation of rights and obligations in respect of financial products that are traded on the exchanges operated by Euronext's subsidiaries shall depend solely on the applicable rules of the market operator. All proprietary rights and interest in or connected with this publication shall vest in Euronext. No part of it may be redistributed or reproduced in any form without the prior written permission of Euronext. Euronext refers to Euronext N.V. and its affiliates. Information regarding trademarks and intellectual property rights of Euronext is located at www.euronext.com/terms-use
© 2021, Euronext N.V. - All rights reserved.

