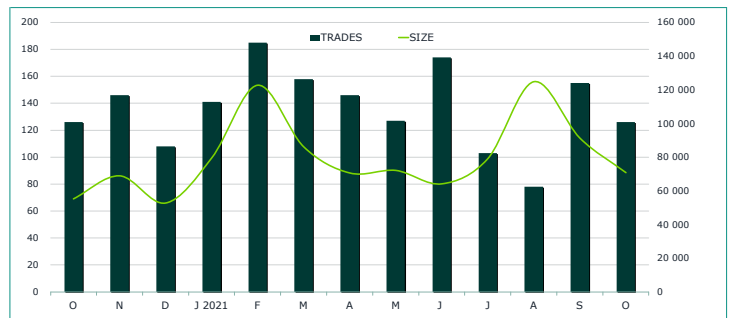
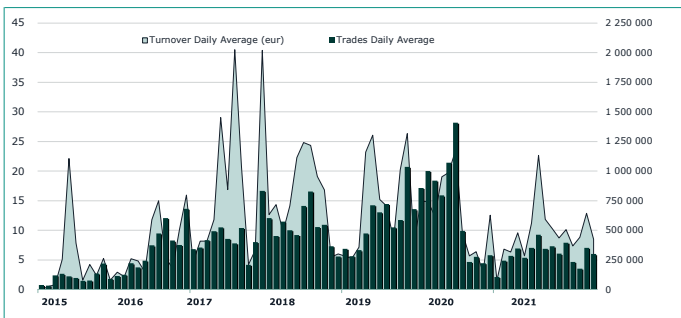


**ATFund Statistics**
**October 2021**
**TRADING EVOLUTION**

**MAIN INDICATORS**

	LISTED FUNDS			TRADING		
	LISTED END of MONTH	eur m 30/09/2021	AUM in MT eur m 29/10/2021	SEPTEMBER 2021 Turnover eur m	OCTOBER 2021 Turnover eur m	JAN - OCT 2021 Turnover eur m
CORPORATE AND GOV. BOND	23	62.19	62.13	0.8	2.0	16.40
DEVELOPED MARKETS	22	51.67	52.28	2.8	0.6	18.57
EMERGING	1	0.37	0.37	0.0	0.0	0.04
STYLE	40	377.66	383.27	10.6	6.3	84.06
OTHERS						
<b>TOTAL</b>	<b>86</b>	<b>491.88</b>	<b>498.06</b>	<b>14.16</b>	<b>8.91</b>	<b>119.06</b>

**MOST TRADED IN THE MONTH BY TURNOVER**

Name	Trading Code	ISIN	TURNOVER	
			eur m	% TOT
1 OPEN CAPITAL TOTAL RETURN CLASSE L	OCPTR	IT0005279515	1.70	19.0%
2 NEW MILLEN MULTI ASSET OPPORTUN CLASSE L	NMMAO	LU1363165751	1.52	17.0%
3 PHARUS SICAV - BASIC FUND Q	HPSBAS	LU1176781729	1.34	15.0%
4 OPEN CAPITAL PROFESSIONAL	OCPP1	IT0005279754	1.04	11.7%
5 PHARUS LIQUIDITY CLASS Q	PHSLQ	LU1136401384	1.03	11.6%
6 ACOMEA 12 MESI CLASSE Q2	ACALIQ	IT0005090854	0.73	8.2%
7 COMPAM ACTIVE GLOBAL LONG SHORT	COMAEE	LU1275425897	0.31	3.4%
8 PHARUS GLOBAL VALUE EQUITY CLASS Q	PSGVQ	LU1371515534	0.20	2.2%
9 PHARUS TARGET CLASS Q	PHSTQ	LU1136402432	0.19	2.1%
10 PHARUS SICAV_CONSERVATIVE	PHSARQ	LU1136401467	0.17	1.9%

**MOST TRADED IN THE YEAR BY TURNOVER**

Name	Trading Code	ISIN	TURNOVER	
			eur m	% TOT
1 OPEN CAPITAL TOTAL RETURN CLASSE L	OCPTR	IT0005279515	15.76	13.2%
2 NEW MILLEN MULTI ASSET OPPORTUN CLASSE L	NMMAO	LU1363165751	13.92	11.7%
3 OPEN CAPITAL PROFESSIONAL	OCPP1	IT0005279754	12.93	10.9%
4 NEW MILLENNIUM TOTAL RETURN FLEXIBLE	NMTRF	LU2249747283	11.39	9.6%
5 ACOMEA 12 MESI CLASSE Q2	ACALIQ	IT0005090854	7.05	5.9%
6 QSF - FAMILY GLOBAL VALUE EUR Q ACC	QSFFGV	LU2264552998	6.09	5.1%
7 PHARUS ASIAN NICHES	PHSAN	LU1867072735	5.79	4.9%
8 PHARUS SICAV - BASIC FUND Q	HPSBAS	LU1176781729	5.04	4.2%
9 PHARUS SICAV EUROPE TOTAL RETURN CLASS Q	PSEAFQ	LU1437803767	3.91	3.3%
10 FINLABO DYNAMIC EQUITY - CLASSE L	FINLDE	LU1397788552	3.32	2.8%

**What is ATFund (@Fund)**

ATFund is a multilateral trading facilities (MTF) for open-end funds.

Clients can enter buy and sell orders between 8:00 a.m. and 10:55 a.m. Orders must indicate the quantity only. Between 10:55 and 11 a.m. only the Appointed Intermediary can insert orders to execute the imbalance between buy and sell quantities. Trades are concluded within one minute after 11 am. Contracts concluded at T are valued the following day (T+1) with the NAV (in Euro) as of day T provided by the issuers of listed funds by the cut-off time (5:00 pm). Trades, valued at NAV, are settled in Monte Titoli the third day following the conclusion of contracts (T+3).

**News:**

ATFund AUM reached €498.05 m

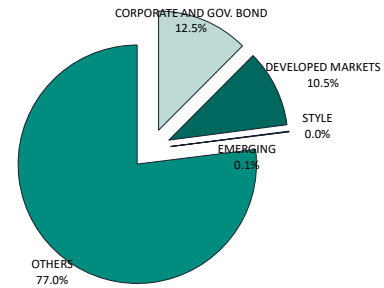
Note: ATFund figures are included in the ETFplus until September 2018

TURNOVER	SEPTEMBER 2021		OCTOBER 2021		YEAR 2021	
	Trades	Turnover eur m	Trades	Turnover eur m	Trades	% TOT
0						
20 000	93	0.78	83	0.63	746	53.6%
50 000	27	0.98	17	0.53	285	20.5%
100 000	10	0.72	8	0.54	137	9.8%
500 000	18	3.20	12	2.66	180	12.9%
	7	8.49	6	4.55	45	3.2%
<b>TOTAL</b>	<b>155</b>	<b>14.16</b>	<b>126</b>	<b>8.91</b>	<b>1 393</b>	<b>119.06</b>

## FOCUS

FUNDS WITH HIGHEST TURNOVER				
MONTH	NAME	TRADING CODE	ISIN	EUR
OCTOBER	PHARUS GLOBAL VALUE EQUITY CLASS QH	PSGVQH	LU1371515880	2 853 462
NOVEMBER	OPEN CAPITAL TOTAL RETURN CLASSE L	OCPTR	IT0005279515	1 680 064
DECEMBER	OPEN CAPITAL TOTAL RETURN CLASSE L	OCPTR	IT0005279515	824 934
JANUARY 2021	8A+ EIGER - CLASSE Q	8AECQ	IT0005114530	2 523 100
FEBRUARY	ACOMEA LIQUIDITA' CLASSE Q2	ACALIQ	IT0005090854	5 683 537
MARCH	NEW MILLENNIUM TOTAL RETURN FLEXIBLE	NMTRF	LU2249747283	7 996 524
APRIL	OPEN CAPITAL TOTAL RETURN CLASSE L	OCPTR	IT0005279515	4 149 652
MAY	OPEN CAPITAL PROFESSIONAL	OCPPF	IT0005279754	3 707 709
JUNE	OPEN CAPITAL TOTAL RETURN CLASSE L	OCPTR	IT0005279515	2 270 522
JULY	NEW MILLEN MULTI ASSET OPPORTUN CLASSE L	NMMAO	LU1363165751	2 505 357
AUGUST	NEW MILLEN MULTI ASSET OPPORTUN CLASSE L	NMMAO	LU1363165751	2 695 057
SEPTEMBER	OPEN CAPITAL PROFESSIONAL	OCPPF	IT0005279754	3 008 863
OCTOBER	OPEN CAPITAL TOTAL RETURN CLASSE L	OCPTR	IT0005279515	1 697 558

## AUM BY ASSET CLASS



## MAIN INDICATORS - DEVELOPED MARKETS

Name	Trading Code	ISIN	Reference Price		Var %	OCTOBER 2021		JAN - OCT 2021	
			30/09/2021	29/10/2021		trades	Turnover C	trades	Turnover C
1 8A+ EIGER - CLASSE Q	8AECQ	IT0005114530	120.333	125.284	4.1%	1	12 427	3	2 541 462
2 8A+ GRAN PARADISO - CLASSE Q	8AGCQ	IT0005137770	-	-	-	-	-	-	-
3 ACOMEA AMERICA CLASSE Q2	ACAAME	IT0005091142	28.504	29.542	3.6%	-	-	4	1 063
4 ACOMEA ASIA PACIFICO CLASSE Q2	ACAAPA	IT0005091183	8.243	8.104	-1.7%	1	2 977	10	54 478
5 ACOMEA EUROPA CLASSE Q2	ACAEEP	IT0005091167	19.385	19.773	2.0%	2	2 966	6	6 733
6 ACOMEA GLOBALE CLASSE Q2	ACAGLO	IT0005091100	18.177	18.298	0.7%	1	9 209	6	45 027
7 ACOMEA PMITALIA ESG CLASSE Q2	ACAITA	IT0005091233	32.126	32.859	2.3%	1	3 476	10	2 183 320
8 ALESSIA - VOLCOR BETA ZERO CLASS Q	AVBZ01	LU1238726811	110.63	110.66	0.0%	-	-	7	561 280
9 APSLEY FUND ICAV - OPTIMA STAR FUND	OPTMSF	IE008029X585	-	-	-	-	-	-	-
10 ATOMO MADE IN ITALY FUND - CLASSE L	ATMIF	LU1301064828	204.28	205.05	0.4%	-	-	6	167 788
11 COMPAM ACTIVE EQUITY SELECTION CLASSE Q	COMAES	LU1275426606	-	-	-	-	-	1	6 980
12 COMPAM ACTIVE GLOBAL LONG SHORT	COMAEE	LU1275425897	100.675	100.84	0.2%	1	305 757	1	305 757
13 COMPAM FUND - SB EQUITY CLASSE Q	COMSBE	LU1275426275	147.102	154.798	5.2%	-	-	9	194 279
14 COMPAM FUND ACORO GLOB EQUITY LONG-ONLY	COMMACO	LU2339391539	-	-	-	-	-	-	-
15 COMPAM FUND ACTIVE GLOBAL EQUITY	COMGEQ	LU1783934646	-	-	-	-	-	-	-
16 FINLABO DYNAMIC EQUITY - CLASSE L	FINLDE	LU1397788552	100.68	101.73	1.0%	1	5 603	12	3 324 007
17 NEW MILLENNIUM EURO EQUITIES CLASSE L	NMEE	LU1148873406	74.66	77.98	4.4%	-	-	-	-
18 NEW MILLENNIUM GLOBAL EQUITIES EUR HED L	NMGE	LU1148873588	131.14	138.03	5.3%	-	-	1	4 928
19 PHARUS GLOBAL VALUE EQUITY CLASS Q	PSGVQ	LU1371515534	149.2	154.06	3.3%	1	199 466	18	1 059 744
20 PHARUS GLOBAL VALUE EQUITY CLASS QH	PSGVQH	LU1371515880	146.14	150.62	3.1%	-	-	10	2 067 835
21 PHARUS GLOBAL VALUE EQUITY CLASS QHD	PSGVQHD	LU1574104151	118.57	122.2	3.1%	-	-	1	46 908
22 PHARUS INTERNATION EQUITY QUANT CLASS Q	PHSIEQ	LU1136402192	118.63	125.42	5.7%	-	-	1	27 940
23 PHARUS SICAV ELECTRIC MOBILITY NICHES	PHSEWN	LU1867072495	160.27	163.01	1.7%	4	8 629	31	1 997 878
24 PHARUS SICAV EUROPE TOTAL RETURN CLASS Q	PSEAFQ	LU1437803767	119.2	119.03	-0.1%	3	74 647	19	3 906 864
25 PHARUS SICAV NEXT REVOLUTION CLASS Q	PHSVQ	LU1136401970	147.2	156.92	6.6%	-	-	5	62 976
26 VG SICAV EUROPEAN EQUITY FUND CLASSE L	VGEUEQ	LU1501201872	-	-	-	-	-	-	-
27 VG SICAV US EQUITY FUND CLASSE L	VGUSEQ	LU1501194218	-	-	-	-	-	-	-

