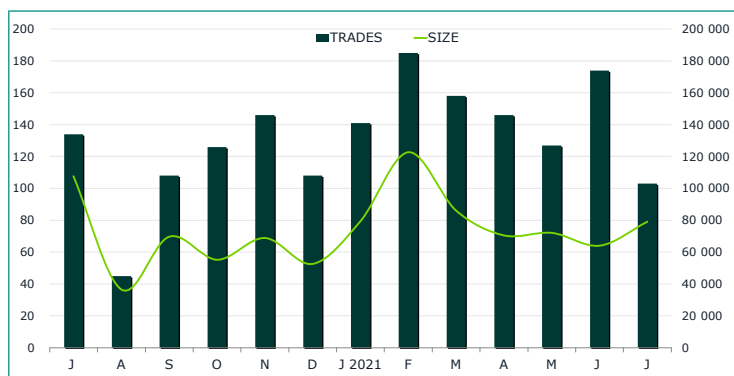
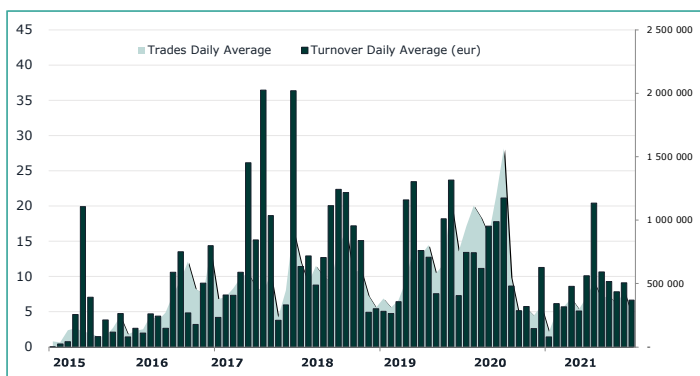


TRADING EVOLUTION

MAIN INDICATORS
LISTED FUNDS

| | LISTED END OF MONTH | AUM in MT | |
|--------------------------------|------------------------|---------------------|---------------------|
| | | eur m 30/06/2021 | eur m 30/07/2021 |
| CORPORATE AND GOV. BOND | 24 | 62.67 | 62.44 |
| DEVELOPED MARKETS | 22 | 49.28 | 49.14 |
| EMERGING | 1 | 0.38 | 0.36 |
| STYLE | | | |
| OTHERS | 43 | 364.42 | 367.79 |
| TOTAL | 90 | 476.75 | 479.73 |

TRADING

| | JUNE 2021 | JULY 2021 | JAN - JUL 2021 |
|--------------------------------|-------------------|-------------------|-------------------|
| | Turnover eur m | Turnover eur m | Turnover eur m |
| CORPORATE AND GOV. BOND | 1.5 | 0.4 | 13.21 |
| DEVELOPED MARKETS | 1.6 | 0.8 | 14.85 |
| EMERGING | 0.0 | 0.0 | 0.04 |
| STYLE | | | |
| OTHERS | 8.0 | 6.9 | 58.16 |
| TOTAL | 11.15 | 8.14 | 86.26 |

MOST TRADED IN THE MONTH BY TURNOVER

| Name | Trading Code | ISIN | TURNOVER | |
|--|--------------|--------------|----------|-------|
| | | | eur m | % TOT |
| 1 NEW MILLEN MULTI ASSET OPPORTUN CLASSE L | NMMAO | LU1363165751 | 2.51 | 30.8% |
| 2 QSF - FAMILY GLOBAL VALUE EUR Q ACC | QSFFGV | LU2264552998 | 1.61 | 19.7% |
| 3 OPEN CAPITAL PROFESSIONAL | OCPPPI | IT0005279754 | 1.03 | 12.7% |
| 4 OPEN CAPITAL TOTAL RETURN CLASSE L | OCPTR | IT0005279515 | 0.83 | 10.2% |
| 5 PHARUS GLOBAL VALUE EQUITY CLASS QH | PSGVQH | LU1371515880 | 0.53 | 6.5% |
| 6 PHARUS ASIAN NICHES | PHSAN | LU1867072735 | 0.49 | 6.0% |
| 7 ACOMEA BREVE TERMINE CLASSE Q2 | ACABRT | IT0005090870 | 0.31 | 3.8% |
| 8 PHARUS GLOBAL VALUE EQUITY CLASS Q | PSGVQ | LU1371515534 | 0.26 | 3.2% |
| 9 PHARUS ALGO FLEX CLASS Q | PHSAFQ | LU1136402788 | 0.16 | 2.0% |
| 10 PHARUS SICAV - BASIC FUND Q | HPSBAS | LU1176781729 | 0.07 | 0.9% |

MOST TRADED IN THE YEAR BY TURNOVER

| Name | Trading Code | ISIN | TURNOVER | |
|---|--------------|--------------|----------|-------|
| | | | eur m | % TOT |
| 1 OPEN CAPITAL TOTAL RETURN CLASSE L | OCPTR | IT0005279515 | 12.52 | 14.5% |
| 2 NEW MILLENNIUM TOTAL RETURN FLEXIBLE | NMTRF | LU2249747283 | 11.32 | 13.1% |
| 3 OPEN CAPITAL PROFESSIONAL | OCPPPI | IT0005279754 | 8.68 | 10.1% |
| 4 NEW MILLEN MULTI ASSET OPPORTUN CLASSE L | NMMAO | LU1363165751 | 8.60 | 10.0% |
| 5 ACOMEA LIQUIDITA' CLASSE Q2 | ACALIQ | IT0005090854 | 6.25 | 7.2% |
| 6 PHARUS SICAV EUROPE TOTAL RETURN CLASS Q | PSEAFQ | LU1437803767 | 3.78 | 4.4% |
| 7 PHARUS ASIAN NICHES | PHSAN | LU1867072735 | 3.64 | 4.2% |
| 8 FINLABO DYNAMIC EQUITY - CLASSE L | FINLDE | LU1397788552 | 3.00 | 3.5% |
| 9 8A+ EIGER - CLASSE Q | 8AECQ | IT0005114530 | 2.52 | 2.9% |
| 10 BASE INV FLEX LOW RISK EXPOS CLASS EUR L | FLEXLO | LU1242466875 | 2.33 | 2.7% |

What is ATFund (@Fund)

ATFund is a multilateral trading facilities (MTF) for open-end funds.

Clients can enter buy and sell orders between 8:00 a.m. and 10:55 a.m. Orders must indicate the quantity only.

Between 10:55 and 11 a.m. only the Appointed Intermediary can insert orders to execute the imbalance between buy and sell quantities. Trades are concluded within one minute after 11 am.

Contracts concluded at T are valued the following day (T+1) with the NAV (in Euro) as of day T provided by the issuers of listed funds by the cut-off time (5:00 pm).

Trades, valued at NAV, are settled in Monte Titoli the third day following the conclusion of contracts (T+3).

News:

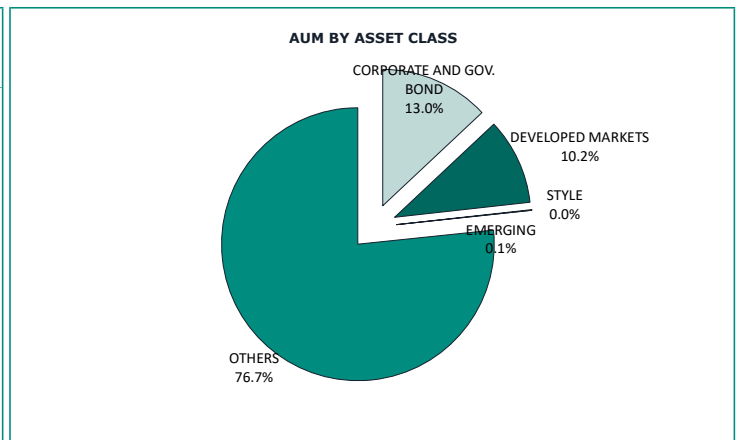
ATFund AUM reached €479.73m

Note: ATFund figures are included in the ETFplus until September 2018

| TURNOVER | | JUNE 2021 | | JULY 2021 | | YEAR 2021 | | | |
|--------------|---------|------------|----------------|------------|----------------|--------------|-------|----------------|-------|
| | | Trades | Turnover eur m | Trades | Turnover eur m | Trades | % TOT | Turnover eur m | % TOT |
| 0 | 20 000 | 87 | 0.60 | 56 | 0.37 | 532 | 51.5% | 3.80 | 4.4% |
| 20 000 | 50 000 | 32 | 1.03 | 16 | 0.56 | 222 | 21.5% | 7.45 | 8.6% |
| 50 000 | 100 000 | 19 | 1.18 | 14 | 0.98 | 114 | 11.0% | 7.62 | 8.8% |
| 100 000 | 500 000 | 36 | 8.34 | 13 | 3.22 | 138 | 13.3% | 29.41 | 34.1% |
| 500 000 | | 0 | - | 4 | 3.02 | 28 | 2.7% | 37.98 | 44.0% |
| TOTAL | | 174 | 11.15 | 103 | 8.14 | 1 034 | | 86.26 | |

FOCUS

| FUNDS WITH HIGHEST TURNOVER | | | | |
|-----------------------------|--|--------------|--------------|-----------|
| MONTH | NAME | TRADING CODE | ISIN | EUR |
| JULY | TORO FUND A | TOROLD | IE00BKTP3F31 | 7 584 224 |
| AUGUST | PHARUS LIQUIDITY CLASS Q | PHSLQ | LU1136401384 | 318 798 |
| SEPTEMBER | NEW MILLEN MULTI ASSET OPPORTUN CLASSE L | NMMAO | LU1363165751 | 1 869 352 |
| OCTOBER | PHARUS GLOBAL VALUE EQUITY CLASS QH | PSGVQH | LU1371515880 | 2 853 462 |
| NOVEMBER | OPEN CAPITAL TOTAL RETURN CLASSE L | OCPTR | IT0005279515 | 1 680 064 |
| DECEMBER | OPEN CAPITAL TOTAL RETURN CLASSE L | OCPTR | IT0005279515 | 824 934 |
| JANUARY 2021 | 8A+ EIGER - CLASSE Q | 8AECQ | IT0005114530 | 2 523 100 |
| FEBRUARY | ACOMEA LIQUIDITA' CLASSE Q2 | ACALIQ | IT0005090854 | 5 683 537 |
| MARCH | NEW MILLENNIUM TOTAL RETURN FLEXIBLE | NMTRF | LU2249747283 | 7 996 524 |
| APRIL | OPEN CAPITAL TOTAL RETURN CLASSE L | OCPTR | IT0005279515 | 4 149 652 |
| MAY | OPEN CAPITAL PROFESSIONAL | OCPLI | IT0005279754 | 3 707 709 |
| JUNE | OPEN CAPITAL TOTAL RETURN CLASSE L | OCPTR | IT0005279515 | 2 270 522 |
| JULY | NEW MILLEN MULTI ASSET OPPORTUN CLASSE L | NMMAO | LU1363165751 | 2 505 357 |



MAIN INDICATORS - DEVELOPED MARKETS

| Name | Trading Code | ISIN | Reference Price | | | JULY 2021 | | JAN - JUL 2021 | |
|---|--------------|--------------|-----------------|------------|-------|-----------|------------|----------------|------------|
| | | | 30/06/2021 | 30/07/2021 | Var % | trades | Turnover C | trades | Turnover C |
| 1 8A+ EIGER - CLASSE Q | 8AECQ | IT0005114530 | 123.028 | 122.3 | -0.6% | - | - | 1 | 2 523 100 |
| 2 8A+ GRAN PARADISO - CLASSE Q | 8AGCQ | IT0005137770 | 82.184 | 81.125 | -1.3% | - | - | - | - |
| 3 ACOMEIA AMERICA CLASSE Q2 | ACAAME | IT0005091142 | 28.985 | 28.939 | -0.2% | 1 | 29 | 4 | 1 063 |
| 4 ACOMEIA ASIA PACIFICO CLASSE Q2 | ACAAPA | IT0005091183 | 8.139 | 7.907 | -2.9% | - | - | 6 | 26 938 |
| 5 ACOMEIA EUROPA CLASSE Q2 | ACAEUP | IT0005091167 | 18.894 | 18.92 | 0.1% | - | - | 3 | 1 306 |
| 6 ACOMEIA GLOBALE CLASSE Q2 | ACAAGLO | IT0005091100 | 18.28 | 18.003 | -1.5% | - | - | 4 | 32 168 |
| 7 ACOMEIA PMITALIA ESG CLASSE Q2 | ACAITA | IT0005091233 | 30.481 | 31.137 | 2.2% | 1 | 30 | 5 | 61 694 |
| 8 ALESSIA - VOLCOR BETA ZERO CLASS Q | AVBZ01 | LU1238726811 | 110.32 | 113.26 | 2.7% | - | - | 5 | 402 563 |
| 9 APSLEY FUND ICAV - OPTIMA STAR FUND | OPTMSF | IE00B0Z9X585 | - | - | - | - | - | - | - |
| 10 ATOMO MADE IN ITALY FUND - CLASSE L | ATMMIF | LU1391064828 | 171.12 | 173.73 | 1.5% | 1 | 4 364 | 5 | 157 808 |
| 11 COMPAM ACTIVE EQUITY SELECTION CLASSE Q | COMAES | LU1275426606 | 145.517 | - | n.a. | - | - | 1 | 6 980 |
| 12 COMPAM ACTIVE GLOBAL LONG SHORT | COMAEE | LU1275425897 | 102.828 | 99.898 | -2.8% | - | - | - | - |
| 13 COMPAM FUND - SB EQUITY CLASSE Q | COMSBE | LU1275426275 | 149.66 | 150.81 | 0.8% | 1 | 9 046 | 9 | 194 279 |
| 14 COMPAM FUND ACTIVE GLOBAL EQUITY | COMGEQ | LU1783934646 | - | - | - | - | - | - | - |
| 15 FINLABO DYNAMIC EQUITY - CLASSE L | FINLDE | LU1397788552 | 101.14 | 100.62 | -0.5% | - | - | 8 | 3 002 523 |
| 16 NEW MILLENNIUM EURO EQUITIES CLASSE L | NMEE | LU1148873406 | 74.09 | 74.63 | 0.7% | - | - | - | - |
| 17 NEW MILLENNIUM GLOBAL EQUITIES EUR HED L | NMGE | LU1148873588 | 130.64 | 132.52 | 1.4% | - | - | 1 | 4 928 |
| 18 PHARUS GLOBAL VALUE EQUITY CLASS Q | PSGVQ | LU1371515534 | 150.62 | 149.75 | -0.6% | 2 | 258 340 | 13 | 642 332 |
| 19 PHARUS GLOBAL VALUE EQUITY CLASS QH | PSGVQH | LU1371515880 | 148.91 | 147.8 | -0.7% | 1 | 531 861 | 8 | 2 002 135 |
| 20 PHARUS GLOBAL VALUE EQUITY CLASS QHD | PSGVQHD | LU1574104151 | 122.4 | 121.49 | -0.7% | - | - | 1 | 46 908 |
| 21 PHARUS INTERNATION EQUITY QUANT CLASS Q | PHSIEQ | LU1136402192 | 118.76 | 120.22 | 1.2% | - | - | - | - |
| 22 PHARUS SICAV ELECTRIC MOBILITY NICHES | PHSEMN | LU1867072495 | 158.56 | 159.83 | 0.8% | 1 | 473 | 22 | 1 966 670 |
| 23 PHARUS SICAV EUROPE TOTAL RETURN CLASS Q | PSEAFQ | LU1437803767 | 117.86 | 118.5 | 0.5% | - | - | 14 | 3 778 759 |
| 24 PHARUS SICAV NEXT REVOLUTION CLASS Q | PHSVQ | LU1136401970 | 146.97 | 148.21 | 0.8% | - | - | - | - |
| 25 VG SICAV EUROPEAN EQUITY FUND CLASSE L | VGEUEQ | LU1501201872 | - | - | - | - | - | - | - |
| 26 VG SICAV US EQUITY FUND CLASSE L | VGUSEQ | LU1501194218 | - | - | - | - | - | - | - |

MAIN INDICATORS - CORPORATE AND GOV. BOND

| Name | Trading Code | ISIN | 30/06/2021 | Reference Price 30/07/2021 | Var % | Trades | JULY 2021 Turnover C | Trades | JAN - JUL 2021 Turnover C |
|---|--------------|--------------|------------|-------------------------------|-------|--------|-------------------------|--------|------------------------------|
| 1 ACOMEA BREVE TERMINE CLASSE Q2 | ACABRT | IT0005090870 | 17.873 | 17.652 | -1.2% | 3 | 312 108 | 37 | 1 870 770 |
| 2 ACOMEA EUROBLIGAZIONARIO CLASSE Q2 | ACAEUO | IT0005090896 | 22.25 | 21.994 | -1.2% | 1 | 3 101 | 15 | 210 885 |
| 3 ACOMEA LIQUIDITA' CLASSE Q2 | ACALIQ | IT0005090854 | 9.424 | 9.282 | -1.5% | 6 | 32 985 | 39 | 6 250 694 |
| 4 ACOMEA PERFORMANCE CLASSE Q2 | ACAPER | IT0005090912 | 26.575 | 26.084 | -1.8% | 1 | 10 506 | 17 | 952 443 |
| 5 AISM LOW VOLATILITY FUND - E PLUS | AISMLV | LU1280406684 | 82.01 | 82.66 | 0.8% | - | - | 19 | 391 407 |
| 6 BASE INV BONDS VALUE CLASS EUR L | BONVAL | LU1242466289 | 125.81 | 124.41 | -1.1% | - | - | 1 | 80 794 |
| 7 COMPAM FUND - SB BOND CLASSE Q | COMSBB | LU1275426432 | 106.62 | 107.214 | 0.6% | - | - | 4 | 107 081 |
| 8 COMPAM FUND FLEXIBLE BOND CLASSE Q | COMFBO | LU1472302576 | 105.725 | 105.746 | 0.0% | 1 | 10 565 | 15 | 1 939 440 |
| 9 INVESTIMENTI SOSTENIBILI LIFEGATE | LGINVS | IT0005215709 | 107.547 | 108.475 | 0.9% | - | - | - | - |
| 10 NEW MILLEN EVERG GL HI YLD BOND CLASSE L | NMEGH | LU1363165918 | 91.48 | 92.39 | 1.0% | - | - | - | - |
| 11 NEW MILLENNIUM AUGUST HIGH QUALIT BOND L | NMHQB | LU1148873745 | 161.13 | 161.08 | 0.0% | - | - | - | - |
| 12 NEW MILLENNIUM AUGUSTUM CORPORATE BOND L | NMCB | LU1148874396 | 246.2 | 246.55 | 0.1% | - | - | 2 | 15 648 |
| 13 NEW MILLENNIUM EURO BONDS SHORT TERM L | NMEBST | LU1148873661 | 136.58 | 136.83 | 0.2% | - | - | 1 | 41 172 |
| 14 NEW MILLENNIUM EX EUR HIGH QUALIT BOND L | NMEXHQ | LU1148873828 | 109.07 | 109.01 | -0.1% | - | - | - | - |
| 15 NEW MILLENNIUM INFILAT LINK BOND EUROP L | NMILB | LU1148874040 | 111.25 | 112.21 | 0.9% | - | - | - | - |
| 16 NEW MILLENNIUM ITALIAN DIVERSIF BOND L | NMIDB | LU1148874479 | 144.85 | 145.32 | 0.3% | - | - | 3 | 16 192 |
| 17 NEW MILLENNIUM LARGE EUROPE CORPORATE L | NMLEC | LU1148874123 | 146.65 | 147.34 | 0.5% | - | - | 2 | 319 055 |
| 18 PHARUS BOND OPPORTUNITIES CLASS Q | PHSBOQ | LU1136401111 | 102.54 | 102.41 | -0.1% | 1 | 14 349 | 5 | 92 935 |
| 19 PHARUS LIQUIDITY CLASS Q | PHSLQ | LU1136401384 | 103.75 | 103.74 | 0.0% | - | - | 3 | 216 380 |
| 20 PHARUS MARZOTTO ACTIVE BOND Q | PHSMAB | LU1371515021 | - | - | - | - | - | - | - |
| 21 PHARUS TARGET CLASS Q | PHSTQ | LU1136402432 | 74.56 | 74.71 | 0.2% | 1 | 16 430 | 7 | 151 921 |
| 22 PLURIMA GLOBAL STAR RETURN FUND A LISTED | POGSRF | IE00B22ZK401 | - | - | - | - | - | - | - |
| 23 QSF - EUROPEAN HIGH YIELD BOND Q ACC | QSFEHY | LU2264552642 | 100.05 | 100.45 | 0.4% | - | - | 3 | 550 095 |
| 24 VG SICAV GLOBAL BOND CLASSE L | VGGLBD | LU1501204389 | - | - | - | - | - | - | - |

MAIN INDICATORS - EMERGING, STYLE AND OTHERS

| Name | Trading Code | ISIN | 30/06/2021 | Reference Price 30/07/2021 | Var % | Trades | JULY 2021 Turnover C | Trades | JAN - JUL 2021 Turnover C |
|---|--------------|--------------|------------|-------------------------------|-------|--------|-------------------------|--------|------------------------------|
| 1 8A+ LATEMAR - CLASSE Q | BALCQ | IT0005114522 | 112.617 | 112.944 | 0.3% | - | - | - | - |
| 2 ACOMEA PAESI EMERGENTI CLASSE Q2 | ACAPEM | IT0005091126 | 12.099 | 11.655 | -3.7% | 2 | 604 | 17 | 35 585 |
| 3 ACOMEA PATRIMONIO AGGRESSIVO CLASSE Q2 | ACAAGG | IT0005091084 | 5.454 | 5.367 | -1.6% | - | - | 9 | 337 739 |
| 4 ACOMEA PATRIMONIO DINAMICO CLASSE Q2 | ACADIN | IT0005091068 | 6.839 | 6.739 | -1.5% | - | - | 9 | 259 248 |
| 5 ACOMEA PATRIMONIO ESENTE CLASSE Q2 | ACAESE | IT0005252801 | 6.838 | 6.883 | 0.7% | 1 | 13 063 | 8 | 58 023 |
| 6 ACOMEA PATRIMONIO PRUDENTE CLASSE Q2 | ACAPRU | IT0005091019 | 7.462 | 7.329 | -1.8% | - | - | 5 | 38 852 |
| 7 ALESSIA - ABSOLUTE RETURN MACRO CLASS Q | AARM01 | LU1238726544 | 107.87 | 108.18 | 0.3% | 1 | 25 001 | 10 | 292 540 |
| 8 AMAGIS DYNAMIC ALLOC TOT RET FUND L1 EUR | ADA113 | MT7000015665 | 100.17 | 100.1 | -0.1% | - | - | 1 | 14 426 |
| 9 AQA COLOMBO EXTRA RETURN FUND CLASS D | CXR | MT7000024006 | 108.618 | 105.9911 | -2.4% | 1 | 53 468 | 8 | 208 454 |
| 10 ATOMO CARPINUS - CLASSE L | ATMCAR | LU1391065718 | 100 | n.a. | - | - | - | - | - |
| 11 ATOMO GLOBAL RETURN - CLASSE L | ATMGLR | LU1391065395 | 91.42 | 90.75 | -0.7% | 3 | 25 698 | 22 | 555 240 |
| 12 ATOMO PLAB FLEX ABSOLUTE FUND - CLASSE L | ATMPLF | LU1391065551 | 106.03 | 105.53 | -0.5% | - | - | 1 | 10 676 |
| 13 BASE INV BONDS MULTICURRENCY CLASS EUR L | BONMUL | LU1242466446 | - | - | - | - | - | 1 | 103 895 |
| 14 BASE INV FLEX LOW RISK EXPOS CLASS EUR L | FLEXLO | LU1242466875 | 112.71 | 112.58 | -0.1% | - | - | 4 | 2 330 001 |
| 15 COMPAM FUND - SB FLEXIBLE CLASSE Q | COMSBF | LU1275426358 | 105.448 | 105.476 | 0.0% | - | - | 1 | 10 035 |
| 16 COMPAM FUND ACTIVE BOND PLUS | COMABP | LU2039855171 | - | - | - | - | - | - | - |
| 17 COMPAM FUND GLOBAL FLEXIBLE BLEND | COMGFB | LU1769738383 | 100.08 | 100.333 | 0.3% | 1 | 1 004 | 36 | 1 306 632 |
| 18 COMPAM FUND SB CONVEX CLASSE Q | COMSBC | LU1468873846 | 129.301 | 131.048 | 1.4% | 4 | 23 653 | 32 | 201 640 |
| 19 COMPAM GLOBAL DIVERSIFIED CLASSE Q | COMGDD | LU1275426515 | 102.103 | 101.688 | -0.4% | - | - | - | - |
| 20 EUREGIO+ GENERATION DYNAMIC PIR | PPGDYP | IT0005347585 | 100 | 100 | 0.0% | - | - | - | - |
| 21 FCS FLEX ABLE GROWTH PLUS FUND CLASS B | FLEXAP | LU1720052098 | - | - | - | - | - | - | - |
| 22 INTERMONTE FLEXIBLE EUROPE | INTFE | LU1688213104 | 11.12 | 11.21 | 0.8% | - | - | 5 | 52 868 |
| 23 MULTI STAR SICAV - HEARTH ETHICAL FUND | MSHEEQ | LU1838949607 | - | - | - | - | - | - | - |
| 24 MULTISTARS SICAV-ALFASUSTAINABLEMEGATREN | MSOCCO | LU1838949516 | - | - | - | - | - | - | - |
| 25 NEW MILLEN MULTI ASSET OPPORTUN CLASSE L | NMMAO | LU1363165751 | 108.55 | 109.1 | 0.5% | 8 | 2 505 357 | 89 | 8 602 400 |
| 26 NEW MILLENNIUM AUGUSTUM MARKET TIMING L | NMMT | LU1148874636 | 122 | 122.08 | 0.1% | - | - | - | - |
| 27 NEW MILLENNIUM BALANC WORLD CONSERVAT L | NMBWC | LU1148874552 | 166.74 | 167.05 | 0.2% | - | - | 1 | 9 862 |
| 28 NEW MILLENNIUM PIR BILANCIATO SIST ITA L | NMPBSI | LU1602468800 | 109.06 | 109.73 | 0.6% | - | - | - | - |
| 29 NEW MILLENNIUM TOTAL RETURN FLEXIBLE | NMTRF | LU2249747283 | 128.13 | 128.39 | 0.2% | - | - | 8 | 11 315 793 |
| 30 NEW MILLENNIUM VOLACTIVE CLASSE L | NMVOL | LU1148874800 | 106.87 | 106.84 | 0.0% | - | - | - | - |
| 31 OPEN CAPITAL PROFESSIONAL | OCPP1 | IT0005279754 | 104.825 | 103.794 | -1.0% | 13 | 1 030 635 | 117 | 8 681 517 |
| 32 OPEN CAPITAL TOTAL RETURN CLASSE L | OCPTR | IT0005279515 | 114.06 | 113.744 | -0.3% | 17 | 830 898 | 170 | 12 517 814 |
| 33 PHARUS ALGO FLEX CLASS Q | PHSAFQ | LU1136402788 | 100.74 | 101.59 | 0.8% | 8 | 163 444 | 62 | 1 591 863 |
| 34 PHARUS ASIAN NICHES | PHSAN | LU1867072735 | 121.49 | 120.68 | -0.7% | 7 | 488 119 | 45 | 3 638 162 |
| 35 PHARUS MARZOTTO ACTIVE DIVERSIFIED Q | PHSMAD | LU1371515294 | - | - | - | - | - | - | - |
| 36 PHARUS SICAV - BASIC FUND Q | HPSBAS | LU1176781729 | 24.06 | 25.05 | 4.1% | 4 | 70 223 | 18 | 2 240 105 |
| 37 PHARUS SICAV - BEST REGULATED COMPANIES | PHSTED | LU1868872802 | 95.55 | 100.41 | 5.1% | - | - | 5 | 470 459 |
| 38 PHARUS SICAV CONSERVATIVE | PHSARQ | LU1136401467 | 111.53 | 112.47 | 0.8% | 2 | 64 117 | 9 | 498 599 |
| 39 PHARUS TREND PLAYER CLASS Q | PHSTPQ | LU1253867847 | 187.31 | 186.94 | -0.2% | - | - | 2 | 5 141 |
| 40 PLURIMA STRATEGY PORTFOLIO A LISTED | PPSPOF | IE00BVDPKX98 | 12.158 | 12.028 | -1.1% | - | - | - | - |
| 41 QSF - FAMILY GLOBAL VALUE EUR Q ACC | QSFFGV | LU2264552998 | 100.21 | 100.52 | 0.3% | 4 | 1 606 380 | 8 | 2 047 144 |
| 42 SELECTRA J. LAMARCK BIOTECH CLASS D | SELJLB | LU1246176264 | 158.78 | 154.78 | -2.5% | 3 | 31 887 | 19 | 177 609 |
| 43 SELECTRA J. LAMARCK PHARMA CLASS D | SELJLP | LU1246176850 | 113.21 | 112.06 | -1.0% | - | - | 1 | 298 |
| 44 SUMUS STRATEGIC FUND CLASSE Q EUR | HPSDYN | LU1176783774 | 11.72 | 11.66 | -0.5% | 2 | 4 248 | 18 | 326 762 |
| 45 TIMEO BEST GLOBAL MANAGERS FLEX EQUITY | TNSBEQ | LU1850436491 | 101.13 | 101.8 | 0.7% | - | - | 7 | 55 135 |
| 46 UCAPITAL MULTI ALPHA PLUS FUND A LISTED | PMALPF | IE00BV9H9599 | 8.208 | 8.208 | 0.0% | - | - | - | - |
| 47 VARENNE VALEUR QUOTA IT | VVAITA | FR0013216991 | 134.25 | 135.79 | 1.1% | - | - | 3 | 204 555 |

Markets Analysis
Piazza degli Affari, 6 - 20123 Milano
T +39 02 724261 | Fax +39 02 8646.4323
e-mail: markets_analysis@borsaitaliana.it
www.borsaitaliana.it

This publication is for information purposes only and is not a recommendation to engage in investment activities. This publication is provided "as is" without representation or warranty of any kind. Whilst all reasonable care has been taken to ensure the accuracy of the content, Euronext does not guarantee its accuracy or completeness. Euronext will not be held liable for any loss or damages of any nature ensuing from using, trusting or acting on information provided. No information set out or referred to in this publication shall form the basis of any contract. The creation of rights and obligations in respect of financial products that are traded on the exchanges operated by Euronext's subsidiaries shall depend solely on the applicable rules of the market operator. All proprietary rights and interest in or connected with this publication shall vest in Euronext. No part of it may be redistributed or reproduced in any form without the prior written permission of Euronext. Euronext refers to Euronext N.V. and its affiliates. Information regarding trademarks and intellectual property rights of Euronext is located at www.euronext.com/terms-use
© 2021, Euronext N.V. - All rights reserved.

