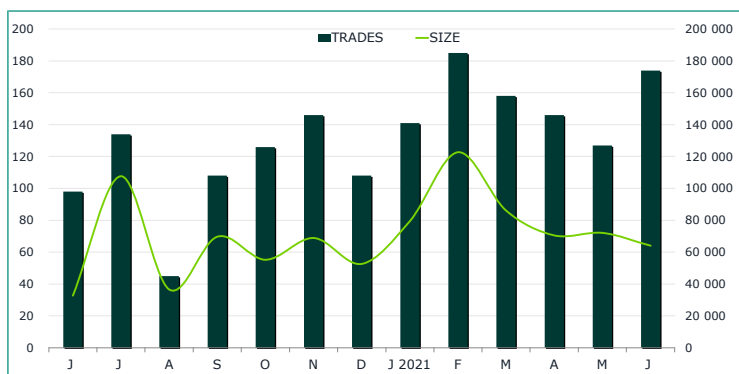
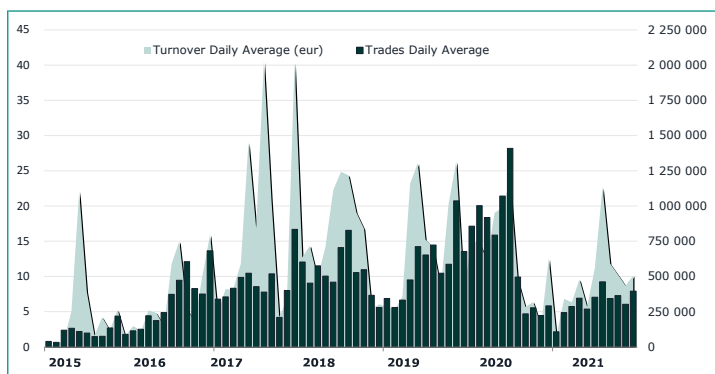


TRADING EVOLUTION

MAIN INDICATORS
LISTED FUNDS

	LISTED END OF MONTH	AUM in MT	
		eur m 31/05/2021	eur m 30/06/2021
CORPORATE AND GOV. BOND	24	62.60	62.67
DEVELOPED MARKETS	23	48.91	49.28
EMERGING	1	0.37	0.38
STYLE			
OTHERS	43	360.53	364.42
TOTAL	91	472.40	476.75

TRADING

	MAY 2021	JUNE 2021	JAN - JUN 2021
	Turnover eur m	Turnover eur m	Turnover eur m
CORPORATE AND GOV. BOND	0.4	1.5	12.81
DEVELOPED MARKETS	1.4	1.6	14.05
EMERGING	0.0	0.0	0.03
STYLE			
OTHERS	7.3	8.0	51.23
TOTAL	9.15	11.15	78.12

MOST TRADED IN THE MONTH BY TURNOVER

Name	Trading Code	ISIN	TURNOVER	
			eur m	% TOT
1 OPEN CAPITAL TOTAL RETURN CLASSE L	OCPTR	IT0005279515	2.27	20.4%
2 NEW MILLEN MULTI ASSET OPPORTUN CLASSE L	NMMAO	LU1363165751	2.15	19.3%
3 OPEN CAPITAL PROFESSIONAL	OCPPI	IT0005279754	1.25	11.2%
4 PHARUS SICAV ELECTRIC MOBILITY NICHES	PHSEMNI	LU1867072495	0.97	8.7%
5 QSF - EUROPEAN HIGH YIELD BOND Q ACC	QSFEHY	LU2264552642	0.55	4.9%
6 FINLABO DYNAMIC EQUITY - CLASSE L	FINLDE	LU1397788552	0.51	4.6%
7 PHARUS ASIAN NICHES	PHSAN	LU1867072735	0.48	4.3%
8 QSF - FAMILY GLOBAL VALUE EUR Q ACC	QSFFGV	LU2264552998	0.44	4.0%
9 COMPAM FUND FLEXIBLE BOND CLASSE Q	COMFB0	LU1472302576	0.43	3.8%
10 COMPAM FUND GLOBAL FLEXIBLE BLEND	COMGFB	LU1769738383	0.42	3.7%

MOST TRADED IN THE YEAR BY TURNOVER

Name	Trading Code	ISIN	TURNOVER	
			eur m	% TOT
1 OPEN CAPITAL TOTAL RETURN CLASSE L	OCPTR	IT0005279515	11.69	15.0%
2 NEW MILLENNIUM TOTAL RETURN FLEXIBLE	NMTRF	LU2249747283	11.32	14.5%
3 OPEN CAPITAL PROFESSIONAL	OCPPI	IT0005279754	7.65	9.8%
4 ACOMEA LIQUIDITA' CLASSE Q2	ACALIQ	IT0005090854	6.22	8.0%
5 NEW MILLEN MULTI ASSET OPPORTUN CLASSE L	NMMAO	LU1363165751	6.10	7.8%
6 PHARUS SICAV EUROPE TOTAL RETURN CLASS Q	PSEAFQ	LU1437803767	3.78	4.8%
7 PHARUS ASIAN NICHES	PHSAN	LU1867072735	3.15	4.0%
8 FINLABO DYNAMIC EQUITY - CLASSE L	FINLDE	LU1397788552	3.00	3.8%
9 8A+ EIGER - CLASSE Q	8AECQ	IT0005114530	2.52	3.2%
10 BASE INV FLEX LOW RISK EXPOS CLASS EUR L	FLEXLO	LU1242466875	2.33	3.0%

What is ATFund (@Fund)

ATFund is a multilateral trading facilities (MTF) for open-end funds.

Clients can enter buy and sell orders between 8:00 a.m. and 10:55 a.m. Orders must indicate the quantity only.

Between 10:55 and 11 a.m. only the Appointed Intermediary can insert orders to execute the imbalance between buy and sell quantities. Trades are concluded within one minute after 11 am.

Contracts concluded at T are valued the following day (T+1) with the NAV (in Euro) as of day T provided by the issuers of listed funds by the cut-off time (5:00 pm).

Trades, valued at NAV, are settled in Monte Titoli the third day following the conclusion of contracts (T+3).

News:

ATFund AUM reached €476.75m

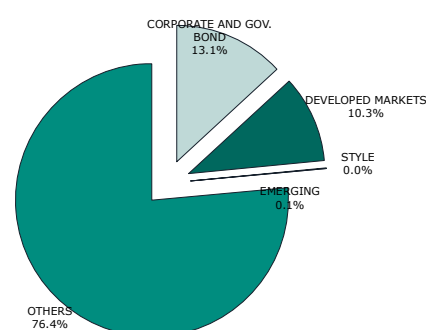
Note: ATFund figures are included in the ETFplus until September 2018

TURNOVER		MAY 2021		JUNE 2021		YEAR 2021			
		Trades	Turnover eur m	Trades	Turnover eur m	Trades	% TOT	Turnover eur m	% TOT
0	20 000	61	0.48	87	0.60	476	51.1%	3.43	4.4%
20 000	50 000	30	1.12	32	1.03	206	22.1%	6.89	8.8%
50 000	100 000	15	1.02	19	1.18	100	10.7%	6.65	8.5%
100 000	500 000	19	4.12	36	8.34	125	13.4%	26.18	33.5%
500 000		2	2.41	0	-	24	2.6%	34.96	44.8%
TOTAL		127	9.15	174	11.15	931		78.12	

FOCUS

FUNDS WITH HIGHEST TURNOVER				
MONTH	NAME	TRADING CODE	ISIN	EUR
JUNE	OPEN CAPITAL TOTAL RETURN CLASSE L	OCPTR	IT0005279515	1 818 715
JULY	TORO FUND A	TOROLD	IE00BKTPJF31	7 584 224
AUGUST	PHARUS LIQUIDITY CLASS Q	PHSLQ	LU1136401384	318 798
SEPTEMBER	NEW MILLEN MULTI ASSET OPPORTUN CLASSE L	NMMAO	LU1363165751	1 869 352
OCTOBER	PHARUS GLOBAL VALUE EQUITY CLASS QH	PSGVQH	LU1371515880	2 853 462
NOVEMBER	OPEN CAPITAL TOTAL RETURN CLASSE L	OCPTR	IT0005279515	1 680 064
DECEMBER	OPEN CAPITAL TOTAL RETURN CLASSE L	OCPTR	IT0005279515	824 934
JANUARY 2021	8A+ EIGER - CLASSE Q	8AECQ	IT0005114530	2 523 100
FEBRUARY	ACOMEA LIQUIDITA' CLASSE Q2	ACALIQ	IT0005090854	5 683 537
MARCH	NEW MILLENNIUM TOTAL RETURN FLEXIBLE	NMTRF	LU2249747283	7 996 524
APRIL	OPEN CAPITAL TOTAL RETURN CLASSE L	OCPTR	IT0005279515	4 149 652
MAY	OPEN CAPITAL PROFESSIONAL	OCPEI	IT0005279754	3 707 709
JUNE	OPEN CAPITAL TOTAL RETURN CLASSE L	OCPTR	IT0005279515	2 270 522

AUM BY ASSET CLASS



MAIN INDICATORS - DEVELOPED MARKETS

Name	Trading Code	ISIN	Reference Price			JUNE 2021		JAN - JUN 2021	
			31/05/2021	30/06/2021	Var %	trades	Turnover C	trades	Turnover C
1 8A+ EIGER - CLASSE Q	8AECQ	IT0005114530	124.243	123.028	-1.0%	-	-	1	2 523 100
2 8A+ GRAN PARADISO - CLASSE Q	8AGCQ	IT0005137770	83.624	82.184	-1.7%	-	-	-	-
3 ACOMEIA AMERICA CLASSE Q2	ACAAME	IT0005091142	29.117	28.985	-0.5%	1	292	3	1 034
4 ACOMEIA ASIA PACIFICO CLASSE Q2	ACAAPA	IT0005091183	7.987	8.139	1.9%	-	-	6	26 938
5 ACOMEIA EUROPA CLASSE Q2	ACAEUP	IT0005091167	18.939	18.894	-0.2%	-	-	3	1 306
6 ACOMEIA GLOBALE CLASSE Q2	ACAAGLO	IT0005091100	18.229	18.28	0.3%	-	-	4	32 168
7 ACOMEIA PMITALIA ESG CLASSE Q2	ACAITA	IT0005091233	30.19	30.481	1.0%	2	9 479	4	61 663
8 ALESSIA - VOLCOR BETA ZERO CLASS Q	AVBZ01	LU1238726811	106.79	110.32	3.3%	-	-	5	402 563
9 APSLEY FUND ICAV - OPTIMA STAR FUND	OPTMSF	IE00B029X585	-	-	-	-	-	-	-
10 ATOMO MADE IN ITALY FUND - CLASSE L	ATMMIF	LU1391064828	162.45	171.12	5.3%	1	8 346	4	153 445
11 COMPAM ACTIVE EQUITY SELECTION CLASSE Q	COMAES	LU1275426606	144.202	145.517	0.9%	-	-	1	6 980
12 COMPAM ACTIVE GLOBAL LONG SHORT	COMAEE	LU1275425897	103.425	102.828	-0.6%	-	-	-	-
13 COMPAM FUND - SB EQUITY CLASSE Q	COMSBE	LU1275426275	144.706	149.66	3.4%	2	13 731	8	185 233
14 COMPAM FUND ACTIVE GLOBAL EQUITY	COMGEQ	LU1783934646	-	-	-	-	-	-	-
15 FINLABO DYNAMIC EQUITY - CLASSE L	FINLDE	LU1397788552	102.73	101.14	-1.5%	3	513 815	8	3 002 523
16 NEW MILLENNIUM EURO EQUITIES CLASSE L	NMEE	LU1148873406	73.56	74.09	0.7%	-	-	-	-
17 NEW MILLENNIUM GLOBAL EQUITIES EUR HED L	NMGE	LU1148873588	126.9	130.64	2.9%	-	-	1	4 928
18 PHARUS GLOBAL VALUE EQUITY CLASS Q	PSGVQ	LU1371515534	147.47	150.62	2.1%	-	-	11	383 992
19 PHARUS GLOBAL VALUE EQUITY CLASS QH	PSGVQH	LU1371515880	147.36	148.91	1.1%	1	14 858	7	1 470 274
20 PHARUS GLOBAL VALUE EQUITY CLASS QHD	PSGVQHD	LU1574104151	121.13	122.4	1.0%	-	-	1	46 908
21 PHARUS INTERNATION EQUITY QUANT CLASS Q	PHSIEQ	LU1136402192	112.65	118.76	5.4%	-	-	-	-
22 PHARUS SICAV ELECTRIC MOBILITY NICHES	PHSEMNI	LU1867072495	157.13	158.56	0.9%	4	968 963	21	1 966 196
23 PHARUS SICAV EUROPE TOTAL RETURN CLASS Q	PSEAFQ	LU1437803767	116.84	117.86	0.9%	1	43 015	14	3 778 759
24 PHARUS SICAV NEXT REVOLUTION CLASS Q	PHSVQ	LU1136401970	138.22	146.97	6.3%	-	-	-	-
25 VG SICAV EUROPEAN EQUITY FUND CLASSE L	VGEUEQ	LU1501201872	-	-	-	-	-	-	-
26 VG SICAV US EQUITY FUND CLASSE L	VGUSEQ	LU1501194218	-	-	-	-	-	-	-

MAIN INDICATORS - CORPORATE AND GOV. BOND

Name	Trading Code	ISIN	31/05/2021	Reference Price 30/06/2021	Var %	Trades	JUNE 2021 Turnover C	Trades	JAN - JUN 2021 Turnover C
1 ACOMEA BREVE TERMINE CLASSE Q2	ACABRT	IT0005090870	17.974	17.873	-0.6%	1	249 549	34	1 558 662
2 ACOMEA EUROBLIGAZIONARIO CLASSE Q2	ACAEUO	IT0005090896	22.388	22.25	-0.6%	3	27 860	14	207 784
3 ACOMEA LIQUIDITA' CLASSE Q2	ACALIQ	IT0005090854	9.422	9.424	0.0%	16	144 985	33	6 217 709
4 ACOMEA PERFORMANCE CLASSE Q2	ACAPER	IT0005090912	26.171	26.575	1.5%	-	-	16	941 937
5 AISM LOW VOLATILITY FUND - E PLUS	AISMLV	LU1280406684	81.44	82.01	0.7%	3	34 675	19	391 407
6 BASE INV BONDS VALUE CLASS EUR L	BONVAL	LU1242466289	125.89	125.81	-0.1%	1	80 794	1	80 794
7 COMPAM FUND - SB BOND CLASSE Q	COMSBB	LU1275426432	105.247	106.62	1.3%	-	-	4	107 081
8 COMPAM FUND FLEXIBLE BOND CLASSE Q	COMFBO	LU1472302576	105.345	105.725	0.4%	4	425 908	14	1 928 875
9 INVESTIMENTI SOSTENIBILI LIFEGATE	LGINVS	IT0005215709	106.669	107.547	0.8%	-	-	-	-
10 NEW MILLEN EVERG GL HI YLD BOND CLASSE L	NMEGH	LU1363165918	90.67	91.48	0.9%	-	-	-	-
11 NEW MILLENNIUM AUGUST HIGH QUALIT BOND L	NMHQB	LU1148873745	160.69	161.13	0.3%	-	-	-	-
12 NEW MILLENNIUM AUGUSTUM CORPORATE BOND L	NMBC	LU1148874396	245.09	246.2	0.5%	1	5 899	2	15 648
13 NEW MILLENNIUM EURO BONDS SHORT TERM L	NMEBST	LU1148873661	136.58	136.58	0.0%	-	-	1	41 172
14 NEW MILLENNIUM EX EUR HIGH QUALIT BOND L	NMEXHQ	LU1148873828	106.9	109.07	2.0%	-	-	-	-
15 NEW MILLENNIUM INFLAT LINK BOND EUROP L	NMILB	LU1148874040	111.39	111.25	-0.1%	-	-	-	-
16 NEW MILLENNIUM ITALIAN DIVERSIF BOND L	NMIDB	LU1148874479	143.86	144.85	0.7%	-	-	3	16 192
17 NEW MILLENNIUM LARGE EUROPE CORPORATE L	NMLEC	LU1148874123	146.55	146.65	0.1%	-	-	2	319 055
18 PHARUS BOND OPPORTUNITIES CLASS Q	PHSBOQ	LU1136401111	102.59	102.54	0.0%	1	5 023	4	78 587
19 PHARUS LIQUIDITY CLASS Q	PHSLQ	LU1136401384	103.66	103.75	0.1%	1	10 995	3	216 380
20 PHARUS MARZOTTO ACTIVE BOND Q	PHSMAB	LU1371515021	-	-	-	-	-	-	-
21 PHARUS TARGET CLASS Q	PHSTQ	LU1136402432	74.04	74.56	0.7%	1	6 994	6	135 492
22 PLURIMA GLOBAL STAR RETURN FUND A LISTED	POGSRF	IE00B22ZK401	-	-	-	-	-	-	-
23 QSF - EUROPEAN HIGH YIELD BOND Q ACC	QSFEHY	LU2264552642	-	100.05	-	3	550 095	3	550 095
24 VG SICAV GLOBAL BOND CLASSE L	VGGLBD	LU1501204389	-	-	-	-	-	-	-

MAIN INDICATORS - EMERGING, STYLE AND OTHERS

Name	Trading Code	ISIN	31/05/2021	Reference Price 30/06/2021	Var %	Trades	JUNE 2021 Turnover C	Trades	JAN - JUN 2021 Turnover C
1 8A+ LATEMAR - CLASSE Q	BALCQ	IT0005114522	112.534	112.617	0.1%	-	-	-	-
2 ACOMEA PAESI EMERGENTI CLASSE Q2	ACAPEM	IT0005091126	11.805	12.099	2.5%	1	608	15	34 981
3 ACOMEA PATRIMONIO AGGRESSIVO CLASSE Q2	ACAAGG	IT0005091084	5.429	5.454	0.5%	-	-	9	337 739
4 ACOMEA PATRIMONIO DINAMICO CLASSE Q2	ACADIN	IT0005091068	6.826	6.839	0.2%	1	137	9	259 248
5 ACOMEA PATRIMONIO ESSENTE CLASSE Q2	ACAESE	IT0005252801	6.755	6.838	1.2%	3	4 749	7	44 961
6 ACOMEA PATRIMONIO PRUDENTE CLASSE Q2	ACAPRU	IT0005091019	7.372	7.462	1.2%	-	-	5	38 852
7 ALESSIA - ABSOLUTE RETURN MACRO CLASS Q	AARM01	LU1238726554	107.41	107.87	0.4%	-	-	9	267 539
8 AMAGIS DYNAMIC ALLOC TOT RET FUND L1 EUR	ADA113	MT7000015665	98.91	100.17	1.3%	-	-	1	14 426
9 AQA COLOMBO EXTRA RETURN FUND CLASS D	CKR	MT7000024006	107.7391	108.618	0.8%	1	14 222	7	154 986
10 ATOMO CARPINUS - CLASSE L	ATMCAR	LU1391065718	-	-	-	-	-	-	-
11 ATOMO GLOBAL RETURN - CLASSE L	ATMGLR	LU1391065395	90.32	91.42	1.2%	4	86 455	19	529 542
12 ATOMO PLAB FLEX ABSOLUTE FUND - CLASSE L	ATMPLF	LU1391065551	106.5	106.03	-0.4%	-	-	1	10 676
13 BASE INV BONDS MULTICURRENCY CLASS EUR L	BONMUL	LU1242466446	94.55	-	n.a.	1	103 895	1	103 895
14 BASE INV FLEX LOW RISK EXPOS CLASS EUR L	FLEXLO	LU1242466875	113.54	112.71	-0.7%	-	-	4	2 330 001
15 COMPAM FUND - SB FLEXIBLE CLASSE Q	COMSBF	LU1275426358	105.127	105.448	0.3%	-	-	1	10 035
16 COMPAM FUND ACTIVE BOND PLUS	COMABP	LU2039855171	-	-	-	-	-	-	-
17 COMPAM FUND GLOBAL FLEXIBLE BLEND	COMGFB	LU1769738383	99.06	100.08	1.0%	8	416 182	35	1 305 628
18 COMPAM FUND SB CONVEX CLASSE Q	COMSBC	LU1468873846	143.334	129.301	-9.8%	4	12 865	28	177 987
19 COMPAM GLOBAL DIVERSIFIED CLASSE Q	COMGDD	LU1275426515	100.406	102.103	1.7%	-	-	-	-
20 EUREGIO+ GENERATION DYNAMIC PIR	PPGDYP	IT0005347585	-	-	-	-	-	-	-
21 FCS FLEX ABLE GROWTH PLUS FUND CLASS B	FLEXAP	LU1720052098	-	-	-	-	-	-	-
22 INTERMONTE FLEXIBLE EUROPE	INTFE	LU1688213104	11.14	11.12	-0.2%	1	18 134	5	52 868
23 MULTI STAR SICAV - HEARTH ETHICAL FUND	MSHEEQ	LU1838949607	-	-	-	-	-	-	-
24 MULTISTARS SICAV-ALFASUSTAINABLEMEGATREN	MSOCCO	LU1838949516	-	-	-	-	-	-	-
25 NEW MILLEN MULTI ASSET OPPORTUN CLASSE L	NMMAO	LU1363165751	107.69	108.55	0.8%	19	2 153 348	81	6 097 043
26 NEW MILLENNIUM AUGUSTUM MARKET TIMING L	NMMT	LU1148874636	121.37	122	0.5%	-	-	-	-
27 NEW MILLENNIUM BALANC WORLD CONSERVAT L	NMBWC	LU1148874552	164.68	166.74	1.3%	-	-	1	9 862
28 NEW MILLENNIUM PIR BILANCIATO SIST ITA L	NMPBSI	LU1602468800	108.13	109.06	0.9%	-	-	-	-
29 NEW MILLENNIUM TOTAL RETURN FLEXIBLE	NMTRF	LU2249747283	128.05	128.13	0.1%	-	-	8	11 315 793
30 NEW MILLENNIUM VOLACTIVE CLASSE L	NMVOL	LU1148874800	105.73	106.87	1.1%	-	-	-	-
31 OPEN CAPITAL PROFESSIONAL	OCCPI	IT0005279754	101.782	104.825	3.0%	19	1 247 620	104	7 650 882
32 OPEN CAPITAL TOTAL RETURN CLASSE L	OCPTR	IT0005279515	113.403	114.06	0.6%	22	2 270 522	153	11 686 917
33 PHARUS ALGO FLEX CLASS Q	PHSAFQ	LU1136402788	99.23	100.74	1.5%	6	199 863	54	1 428 419
34 PHARUS ASIAN NICHES	PHSAN	LU1867072735	121.18	121.49	0.3%	12	480 273	38	3 150 044
35 PHARUS MARZOTTO ACTIVE DIVERSIFIED Q	PHSMAD	LU1371515294	-	-	-	-	-	-	-
36 PHARUS SICAV - BASIC FUND Q	PHSBAS	LU1176781729	22.39	24.06	7.5%	7	381 771	14	2 169 882
37 PHARUS SICAV - BEST REGULATED COMPANIES	PHSTED	LU1868872802	97.6	95.55	-2.1%	1	81 850	5	470 459
38 PHARUS SICAV CONSERVATIVE	PHSARQ	LU1136401467	110.75	111.53	0.7%	1	8 228	7	434 482
39 PHARUS TREND PLAYER CLASS Q	PHSTPQ	LU1253867847	176.78	187.31	6.0%	1	3 354	2	5 141
40 PLURIMA STRATEGY PORTFOLIO A LISTED	PPSPOF	IE00BVDPKX98	-	12.58	-	-	-	-	-
41 QSF - FAMILY GLOBAL VALUE EUR Q ACC	QSFFGV	LU2264552998	-	100.21	-	4	440 764	4	440 764
42 SELECTRA J. LAMARCK BIOTECH CLASS D	SELJLB	LU1246176264	137.48	158.78	15.5%	4	98 046	16	145 723
43 SELECTRA J. LAMARCK PHARMA CLASS D	SELJLP	LU1246176850	101.21	113.21	11.9%	-	-	1	298
44 SUMUS STRATEGIC FUND CLASSE Q EUR	HPSDYN	LU1176783774	11.69	11.72	0.3%	3	5 143	16	322 514
45 TIMEO BEST GLOBAL MANAGERS FLEX EQUITY	TNSBEQ	LU1850436491	100.23	101.13	0.9%	1	6 056	7	55 135
46 UCAPITAL MULTI ALPHA PLUS FUND A LISTED	PMALPF	IE00BV9H9599	-	8.208	-	-	-	-	-
47 VARENNE VALEUR QUOTA IT	VVAITA	FR0013216991	133.91	134.25	0.3%	-	-	3	204 555

Markets Analysis
Piazza degli Affari, 6 - 20123 Milano
T +39 02 724261 | Fax +39 02 8646.4323
e-mail: markets_analysis@borsaitaliana.it
www.borsaitaliana.it

This publication is for information purposes only and is not a recommendation to engage in investment activities. This publication is provided "as is" without representation or warranty of any kind. Whilst all reasonable care has been taken to ensure the accuracy of the content, Euronext does not guarantee its accuracy or completeness. Euronext will not be held liable for any loss or damages of any nature ensuing from using, trusting or acting on information provided. No information set out or referred to in this publication shall form the basis of any contract. The creation of rights and obligations in respect of financial products that are traded on the exchanges operated by Euronext's subsidiaries shall depend solely on the applicable rules of the market operator. All proprietary rights and interest in or connected with this publication shall vest in Euronext. No part of it may be redistributed or reproduced in any form without the prior written permission of Euronext. Euronext refers to Euronext N.V. and its affiliates. Information regarding trademarks and intellectual property rights of Euronext is located at www.euronext.com/terms-use
© 2021, Euronext N.V. - All rights reserved.

