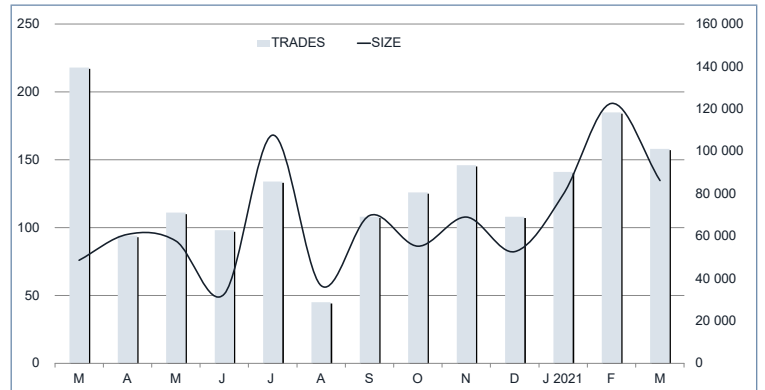
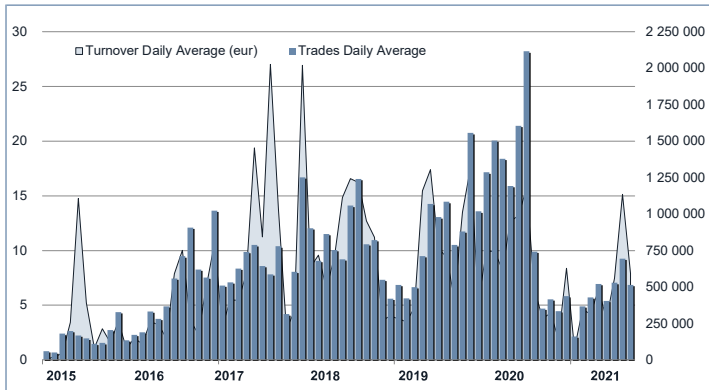


**ATFund Statistics**
**March 2021**
**TRADING EVOLUTION**

**MAIN INDICATORS**
**LISTED FUNDS**

	LISTED END OF MONTH	AUM in MT	
		eur m 28/02/2021	eur m 31/03/2021
<b>CORPORATE AND GOV. BOND</b>	23	62.61	61.92
<b>DEVELOPED MARKETS</b>	25	44.37	45.45
<b>EMERGING</b>	1	0.34	0.35
<b>STYLE</b>			
<b>OTHERS</b>	45	328.23	342.56
<b>TOTAL</b>	<b>94</b>	<b>435.54</b>	<b>450.27</b>

**TRADING**

	FEBRUARY 2021	MARCH 2021	JAN - MAR 2021
	Turnover eur m	Turnover eur m	Turnover eur m
<b>CORPORATE AND GOV. BOND</b>	7.4	1.4	10.63
<b>DEVELOPED MARKETS</b>	3.7	0.6	8.98
<b>EMERGING</b>	0.0	0.0	0.01
<b>STYLE</b>			
<b>OTHERS</b>	11.6	11.6	27.90
<b>TOTAL</b>	<b>22.69</b>	<b>13.62</b>	<b>47.51</b>

**MOST TRADED IN THE MONTH BY TURNOVER**

Name	Trading Code	ISIN	TURNOVER	
			eur m	% TOT
1 NEW MILLENNIUM TOTAL RETURN FLEXIBLE	NMTRF	LU2249747283	8.00	58.7%
2 OPEN CAPITAL TOTAL RETURN CLASSE L	OCPTR	IT0005279515	1.01	7.4%
3 PHARUS ASIAN NICHES	PHSAN	LU1867072735	0.63	4.6%
4 NEW MILLEN MULTI ASSET OPPORTUN CLASSE L	NMMAO	LU1363165751	0.59	4.4%
5 ACOMEA BREVE TERMINE CLASSE Q2	ACABRT	IT0005090870	0.56	4.1%
6 PHARUS SICAV EUROPE TOTAL RETURN CLASS Q	PSEAFQ	LU1437803767	0.43	3.2%
7 ACOMEA PERFORMANCE CLASSE Q2	ACAPER	IT0005090912	0.38	2.8%
8 OPEN CAPITAL PROFESSIONAL	OCPP1	IT0005279754	0.32	2.4%
9 ACOMEA LIQUIDITA' CLASSE Q2	ACALIQ	IT0005090854	0.26	1.9%
10 PHARUS ALGO FLEX CLASS Q	PHSAFQ	LU1136402788	0.25	1.8%

**MOST TRADED IN THE YEAR BY TURNOVER**

Name	Trading Code	ISIN	TURNOVER	
			eur m	% TOT
1 NEW MILLENNIUM TOTAL RETURN FLEXIBLE	NMTRF	LU2249747283	11.32	23.8%
2 ACOMEA LIQUIDITA' CLASSE Q2	ACALIQ	IT0005090854	6.03	12.7%
3 OPEN CAPITAL TOTAL RETURN CLASSE L	OCPTR	IT0005279515	3.74	7.9%
4 PHARUS SICAV EUROPE TOTAL RETURN CLASS Q	PSEAFQ	LU1437803767	3.39	7.1%
5 PHARUS ASIAN NICHES	PHSAN	LU1867072735	2.56	5.4%
6 8A+ EIGER - CLASSE Q	8AECQ	IT0005114530	2.52	5.3%
7 BASE INV FLEX LOW RISK EXPOS CLASS EUR L	FLEXLO	LU1242466875	2.24	4.7%
8 NEW MILLEN MULTI ASSET OPPORTUN CLASSE L	NMMAO	LU1363165751	2.20	4.6%
9 OPEN CAPITAL PROFESSIONAL	OCPP1	IT0005279754	2.02	4.2%
10 PHARUS GLOBAL VALUE EQUITY CLASS QH	PSGVQH	LU1371515880	1.46	3.1%

**What is ATFund (@Fund)**

ATFund is a multilateral trading facilities (MTF) for open-end funds.  
 Clients can enter buy and sell orders between 8:00 a.m. and 10:55 a.m. Orders must indicate the quantity only.  
 Between 10:55 and 11 a.m. only the Appointed Intermediary can insert orders to execute the imbalance between buy and sell quantities. Trades are concluded within one minute after 11 am.  
 Contracts concluded at T are valued the following day (T+1) with the NAV (in Euro) as of day T provided by the issuers of listed funds by the cut-off time (5:00 pm).  
 Trades, valued at NAV, are settled in Monte Titoli the third day following the conclusion of contracts (T+3).

**News:**

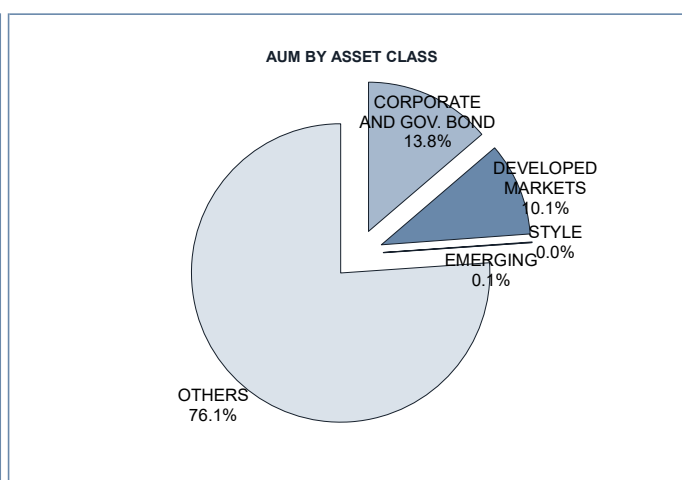
ATFund AUM reached €450.27m

Note: ATFund figures are included in the ETFplus until September 2018

TURNOVER		FEBRUARY 2021		MARCH 2021		YEAR 2021			
		Trades	Turnover eur m	Trades	Turnover eur m	Trades	% TOT	Turnover eur m	% TOT
0	20 000	103	0.74	88	0.62	249	51.4%	1.78	3.8%
20 000	50 000	30	1.04	44	1.32	115	23.8%	3.83	8.1%
50 000	100 000	24	1.51	8	0.58	51	10.5%	3.45	7.3%
100 000	500 000	19	3.48	14	3.10	52	10.7%	10.21	21.5%
500 000		9	15.91	4	8.00	17	3.5%	28.25	59.4%
<b>TOTAL</b>		<b>185</b>	<b>22.69</b>	<b>158</b>	<b>13.62</b>	<b>484</b>		<b>47.51</b>	

## FOCUS

FUNDS WITH HIGHEST TURNOVER				
MONTH	NAME	TRADING CODE	ISIN	EUR
APRIL	BASE INV FLEX LOW RISK EXPOS CLASS EUR L	FLEXLO	LU1242466875	1 005 750
MAY	PHARUS LIQUIDITY CLASS Q	PHSLQ	LU1136401384	1 738 872
JUNE	OPEN CAPITAL TOTAL RETURN CLASSE L	OCPTR	IT0005279515	1 818 715
JULY	TORO FUND A	TOROLD	IE00BKTPJF31	7 584 224
AUGUST	PHARUS LIQUIDITY CLASS Q	PHSLQ	LU1136401384	318 798
SEPTEMBER	NEW MILLEN MULTI ASSET OPPORTUN CLASSE L	NMMAO	LU1363165751	1 869 352
OCTOBER	PHARUS GLOBAL VALUE EQUITY CLASS QH	PSGVQH	LU1371515880	2 853 462
NOVEMBER	OPEN CAPITAL TOTAL RETURN CLASSE L	OCPTR	IT0005279515	1 680 064
DECEMBER	OPEN CAPITAL TOTAL RETURN CLASSE L	OCPTR	IT0005279515	824 934
JANUARY 2021	8A+ EIGER - CLASSE Q	8AECQ	IT0005114530	2 523 100
FEBRUARY	ACOMEA LIQUIDITA' CLASSE Q2	ACALIQ	IT0005090854	5 683 537
MARCH	NEW MILLENNIUM TOTAL RETURN FLEXIBLE	NMTRF	LU2249747283	7 996 524



## MAIN INDICATORS - DEVELOPED MARKETS

Name	Trading Code	ISIN	Reference Price			MARCH 2021		JAN - MAR 2021	
			26/02/2021	31/03/2021	Var %	trades	Turnover €	trades	Turnover €
1 8A+ EIGER - CLASSE Q	8AECQ	IT0005114530	110.754	117.622	6.2%	-	-	1	2 523 100
2 8A+ GRAN PARADISO - CLASSE Q	8AGCQ	IT0005137770	84.159	82.735	-1.7%	-	-	-	-
3 ACOMEA AMERICA CLASSE Q2	ACAAME	IT0005091142	25.735	27.385	6.4%	-	-	2	742
4 ACOMEA ASIA PACIFICO CLASSE Q2	ACAAPA	IT0005091183	7.634	8.029	5.2%	1	403	4	1 540
5 ACOMEA EUROPA CLASSE Q2	ACAEUP	IT0005091167	17.026	18.069	6.1%	-	-	2	1 051
6 ACOMEA GLOBALE CLASSE Q2	ACAGLO	IT0005091100	16.651	17.558	5.4%	-	-	4	32 168
7 ACOMEA PMITALIA ESG CLASSE Q2	ACAITA	IT0005091233	25.265	27.612	9.3%	-	-	1	51 883
8 ALESSIA - VOLCOR BETA ZERO CLASS Q	AVBZ01	LU1238726811	100.98	103.76	2.8%	-	-	2	355 456
9 APSLEY FUND ICAV - OPTIMA STAR FUND	OPTMSF	IE00BDZ9X585	-	-	-	-	-	-	-
10 ATOMO MADE IN ITALY FUND - CLASSE L	ATMMIF	LU1391064828	136.82	146.76	7.3%	-	-	1	74 474
11 COMPAM ACTIVE EQUITY SELECTION CLASSE Q	COMAES	LU1275426606	129.051	138.905	7.6%	-	-	-	-
12 COMPAM ACTIVE GLOBAL LONG SHORT	COMAEE	LU1275425897	101.298	103.591	2.3%	-	-	-	-
13 COMPAM FUND - SB EQUITY CLASSE Q	COMSBE	LU1275426275	137.458	142.67	3.8%	2	100 290	4	116 230
14 COMPAM FUND ACTIVE GLOBAL EQUITY	COMGEQ	LU1783934646	-	-	-	-	-	-	-
15 FINLABO DYNAMIC EQUITY - CLASSE L	FINLDE	LU1397788552	94.74	99.62	5.2%	-	-	-	-
16 NEW MILLENNIUM EURO EQUITIES CLASSE L	NMEE	LU1148873406	66.76	70.53	5.6%	-	-	-	-
17 NEW MILLENNIUM GLOBAL EQUITIES EUR HED L	NMGE	LU1148873588	117.96	121.95	3.4%	-	-	1	4 928
18 PHARUS GLOBAL VALUE EQUITY CLASS Q	PSGVQ	LU1371515534	138.56	142.79	3.1%	5	101 620	11	383 992
19 PHARUS GLOBAL VALUE EQUITY CLASS QH	PSGVQH	LU1371515880	138.29	140.69	1.7%	-	-	6	1 455 416
20 PHARUS GLOBAL VALUE EQUITY CLASS QHD	PSGVQHD	LU1574104151	115.35	115.75	0.3%	-	-	-	-
21 PHARUS INTERNATIONAL EQUITY QUANT CLASS Q	PHSIEQ	LU1136402192	107.44	110.44	2.8%	-	-	-	-
22 PHARUS SICAV ELECTRIC MOBILITY NICHES	PHSEMN	LU1867072495	153.69	155.83	1.4%	3	6 696	11	587 835
23 PHARUS SICAV EUROPE TOTAL RETURN CLASS Q	PSEAFQ	LU1437803767	114.11	115.96	1.6%	4	431 549	7	3 388 525
24 PHARUS SICAV NEXT REVOLUTION CLASS Q	PHSVQ	LU1136401970	135.91	133.8	-1.6%	-	-	-	-
25 VG SICAV EUROPEAN EQUITY FUND CLASSE L	VGUEJQ	LU1501201872	-	-	-	-	-	-	-
26 VG SICAV US EQUITY FUND CLASSE L	VGUSEQ	LU1501194218	-	-	-	-	-	-	-

## MAIN INDICATORS - CORPORATE AND GOV. BOND

Name	Trading Code	ISIN	26/02/2021	Reference Price 31/03/2021	Var %	Trades	MARCH 2021 Turnover €	Trades	JAN - MAR 2021 Turnover €
1 ACOMEA BREVE TERMINE CLASSE Q2	ACABRT	IT0005090870	17.798	17.582	-1.2%	9	558 074	24	1 268 740
2 ACOMEA EUROBBILIGAZIONARIO CLASSE Q2	ACAEUO	IT0005090896	22.156	21.661	-2.2%	3	12 867	10	157 970
3 ACOMEA LIQUIDITA' CLASSE Q2	ACALIQ	IT0005090854	9.323	9.333	0.1%	4	258 812	9	6 032 404
4 ACOMEA PERFORMANCE CLASSE Q2	ACAPER	IT0005090912	26.414	25.421	-3.8%	6	375 965	11	823 246
5 AISM LOW VOLATILITY FUND - E PLUS	AISMLV	LU1290406684	82.5	82.87	0.4%	5	57 101	7	68 599
6 BASE INV BONDS VALUE CLASS EUR L	BONVAL	LU1242466289	121.4	122.48	0.9%	-	-	-	-
7 COMPAM FUND - SB BOND CLASSE Q	COMSBB	LU1275426432	104.586	105.137	0.5%	-	-	2	53 741
8 COMPAM FUND FLEXIBLE BOND CLASSE Q	COMFBO	LU1472302576	104.006	104.67	0.6%	4	114 917	8	1 439 989
9 INVESTIMENTI SOSTENIBILI LIFEGATE	LGINVVS	IT0005215709	105.75	106.415	0.6%	-	-	-	-
10 NEW MILLEN EVERG CL HI YLD BOND CLASSE L	NMEGH	LU1136316518	80.19	80.41	1.4%	-	-	-	-
11 NEW MILLENNIUM AUGUST HIGH QUALIT BOND L	NMHQB	LU1148873745	159.05	159.74	0.4%	-	-	-	-
12 NEW MILLENNIUM AUGUSTUM CORPORATE BOND L	NMCB	LU1148874396	242.93	243.86	0.4%	-	-	1	9 749
13 NEW MILLENNIUM EURO BONDS SHORT TERM L	NMEBST	LU1148873661	136.75	136.88	0.1%	-	-	1	41 172
14 NEW MILLENNIUM EX EUR HIGH QUALIT BOND L	NMEXHO	LU1148873828	106.34	108.67	2.2%	-	-	-	-
15 NEW MILLENNIUM INFLAT LINK BOND EUROP L	NMILB	LU1148874040	109.27	110.75	1.4%	-	-	-	-
16 NEW MILLENNIUM ITALIAN DIVERSIF BOND L	NMIDB	LU1148874479	141.86	142.72	0.6%	-	-	1	5 278
17 NEW MILLENNIUM LARGE EUROPE CORPORATE L	NMLEC	LU1148874123	146.27	146.46	0.1%	-	-	2	319 055
18 PHARUS BOND OPPORTUNITIES CLASS Q	PHSBOO	LU1136401111	101.91	102.35	0.4%	2	17 670	3	73 564
19 PHARUS LIQUIDITY CLASS Q	PHSLQ	LU1136401384	103.51	103.66	0.1%	1	5 495	2	205 385
20 PHARUS MARZOTTO ACTIVE BOND Q	PHSMAB	LU1371515021	-	-	-	-	-	-	-
21 PHARUS TARGET CLASS Q	PHSTQ	LU1136402432	73.68	73.25	-0.6%	2	14 764	5	128 498
22 FLURIMA GLOBAL STAR RETURN FUND A LISTED	POGSRF	IE00B2ZZR401	-	-	-	-	-	-	-
23 VG SICAV GLOBAL BOND CLASSE L	VGGLBD	LU1501204389	-	-	-	-	-	-	-

## MAIN INDICATORS - EMERGING, STYLE AND OTHERS

Name	Trading Code	ISIN	26/02/2021	Reference Price 31/03/2021	Var %	Trades	MARCH 2021 Turnover €	Trades	JAN - MAR 2021 Turnover €
1 8A+ LATEMAR - CLASSE Q	8ALCQ	IT0005114522	107.405	110.381	2.8%	-	-	-	-
2 ACOMEA PAESI EMERGENTI CLASSE Q2	ACAPEM	IT0005091126	10.645	11.131	4.6%	2	1 036	9	6 960
3 ACOMEA PATRIMONIO AGGRESSIVO CLASSE Q2	ACAAAG	IT0005091084	5.129	5.288	3.1%	2	122 476	6	181 316
4 ACOMEA PATRIMONIO DINAMICO CLASSE Q2	ACADIN	IT0005091068	6.623	6.684	0.9%	2	307	5	55 203
5 ACOMEA PATRIMONIO ESENTATE CLASSE Q2	ACAESE	IT0005252801	6.194	6.425	3.7%	-	-	-	-
6 ACOMEA PATRIMONIO PRUDENTE CLASSE Q2	ACAPRU	IT0005091019	7.435	7.132	-4.1%	1	424	3	23 805
7 ALESSIA - ABSOLUTE RETURN MACRO CLASS Q	AARM01	LU1238726654	107.33	107.91	0.5%	-	-	9	267 539
8 AMAGIS DYNAMIC ALLOC TOT RET FUND L1 EUR	ADA1T3	MT7000015665	94.29	-	n.a.	-	-	1	14 426
9 AGA COLOMBO EXTRA RETURN FUND CLASS D	CXKR	MT7000024008	98.6406	-	n.a.	1	49 825	4	104 769
10 ATOMO CARPINUS - CLASSE L	ATMCAR	LU1391065718	-	-	-	-	-	-	-
11 ATOMO GLOBAL RETURN - CLASSE L	ATMGLR	LU1391065396	88.91	90.63	1.9%	4	83 489	12	373 293
12 ATOMO PLAB FLEX ABSOLUTE FUND - CLASSE L	ATMPLF	LU1391065551	104.6	105.31	0.7%	-	-	-	-
13 BASE INV BONDS MULTICURRENCY CLASS EUR L	BONMUL	LU1242466446	94.29	94.85	0.6%	-	-	-	-
14 BASE INV FLEX LOW RISK EXPOS CLASS EUR L	FLEXLO	LU1242466875	110.03	111.03	0.9%	-	-	3	2 238 212
15 COMPAM FUND - SB FLEXIBLE CLASSE Q	COMSBF	LU1275426358	102.068	103.676	1.6%	-	-	-	-
16 COMPAM FUND ACTIVE BOND PLUS	COMABP	LU2039551711	-	-	-	-	-	-	-
17 COMPAM FUND GLOBAL FLEXIBLE BLEND	COMGFB	LU1169738383	93.636	97.724	4.4%	2	131 317	25	771 010
18 COMPAM FUND SB CONVEX CLASSE Q	COMSBC	LU1468873846	121.261	124.907	3.0%	8	76 985	20	141 952
19 COMPAM GLOBAL DIVERSIFIED CLASSE Q	COMGDO	LU1275426515	97.172	99.134	2.0%	-	-	-	-
20 EUREGIO+ GENERATION DYNAMIC PIR	PPGDYP	IT0005347585	-	-	-	-	-	-	-
21 FCS FLEX ABLE GROWTH PLUS FUND CLASS B	FLEXAP	LU172052098	-	-	-	-	-	-	-
22 INTERMONTE FLEXIBLE EUROPE	INTFE	LU1688213104	10.81	11.03	2.0%	1	7 560	4	34 734
23 MULTI STAR SICAV - HEARTH ETHICAL FUND	MSHEEO	LU1838949607	-	-	-	-	-	-	-
24 MULTISTARS SICAV-ALFASUSTAINABLEMGATREN	MSOOCO	LU1838949516	-	-	-	-	-	-	-
25 NEW MILLEN MULTI ASSET OPPORTUN CLASSE L	NMMAO	LU1363165751	104.39	106.47	2.0%	17	594 840	40	2 199 357
26 NEW MILLENNIUM AUGUSTUM MARKET TIMING L	NMMT	LU1148874636	117.68	120.14	2.1%	-	-	-	-
27 NEW MILLENNIUM BALANC WORLD CONSERVAT L	NMBWC	LU1148874552	163.78	164.18	0.2%	1	9 862	1	9 862
28 NEW MILLENNIUM PIR BILANCIATO SIST ITA L	NMPBSI	LU1624688900	102.6	105.44	2.8%	-	-	-	-
29 NEW MILLENNIUM TOTAL RETURN FLEXIBLE	NMTRF	LU2249747283	124.27	126.59	1.9%	4	7 996 524	8	11 319 793
30 NEW MILLENNIUM VOLACTIVE CLASSE L	NMVOL	LU1148874800	103.8	104.82	1.0%	-	-	-	-
31 OPEN CAPITAL PROFESSIONAL	OCPP1	IT0005279754	97.893	100.513	2.7%	17	324 814	48	2 017 723
32 OPEN CAPITAL TOTAL RETURN CLASSE L	OCPTR	IT0005279515	111.009	112.494	1.3%	23	1 007 404	67	3 736 863
33 PHARUS ALGO FLEX CLASS Q	PHSAFQ	LU1136402788	97.73	98.12	0.4%	8	245 612	29	825 510
34 PHARUS ASIAN NICHES	PHSAN	LU1867072735	113.42	117.74	3.8%	7	627 731	23	2 558 081
35 PHARUS MARZOTTO ACTIVE DIVERSIFIED Q	PHSMAD	LU1371515294	-	-	-	-	-	-	-
36 PHARUS SICAV - BASIC FUND Q	HPSBAS	LU1176781729	17.87	19.61	9.7%	-	-	1	150 705
37 PHARUS SICAV - BEST REGULATED COMPANIES	PHSTED	LU1868872802	89.2	96.73	8.4%	1	196 205	2	252 545
38 PHARUS SICAV - CONSERVATIVE	PHSAQO	LU1136401467	108.06	109.16	1.0%	2	30 807	6	426 254
39 PHARUS TREND PLAYER CLASS Q	PHSTPO	LU1253867847	175.18	177.36	1.2%	-	-	-	-
40 FLURIMA STRATEGY PORTFOLIO A LISTED	PPSPDF	IE00BVDPKX98	11.932	11.842	-0.8%	-	-	-	-
41 SELECTRA J. LAMARCK BIOTECH CLASS D	SELJLB	LU1246176264	157.7	143.09	-9.3%	-	-	7	31 577
42 SELECTRA J. LAMARCK PHARMA CLASS D	SELJLP	LU1246176850	94.04	101.28	7.7%	2	5 495	1	298
43 SUMUS STRATEGIC FUND CLASSE Q EUR	HPSDYN	LU1176783774	11.46	11.55	0.8%	2	48 734	6	155 794
44 TIMEO BEST GLOBAL MANAGERS FLEX EQUITY	TNSBEO	LU1850436491	98.38	99.46	1.1%	-	-	1	10 048
45 UCAPITAL MULTI ALPHA PLUS FUND A LISTED	PMLPFF	IE00B9VH9S99	8.208	8.208	0.0%	-	-	-	-
46 VARENNE VAL EUR QUOTA IT	VVAITA	FR0013216991	124.32	128.2	3.1%	-	-	-	-

## Markets Analysis

Piazza degli Affari, 6 - 20123 Milano  
T +39 02 724261 | Fax +39 02 8646.4323  
e-mail: markets\_analysis@borsaitaliana.it  
www.borsaitaliana.it

This document contains text, data, graphics, photographs, illustrations, artwork, names, logos, trade marks, service marks and information ("Information") connected with Borsa Italiana S.p.A. ("Borsa Italiana").

All reasonable efforts have been made to ensure that the Information in this document was correct at the time of publication. However, Borsa Italiana Spa accepts no liability for decisions taken, or systems-related or other work carried out by any party based on this document. The publication of this document does not represent solicitation, by Borsa Italiana, of public saving and is not to be considered as a recommendation by Borsa Italiana as to the suitability of the investment, if any, herein described.

© March 2021 Borsa Italiana S.p.A. All rights reserved.