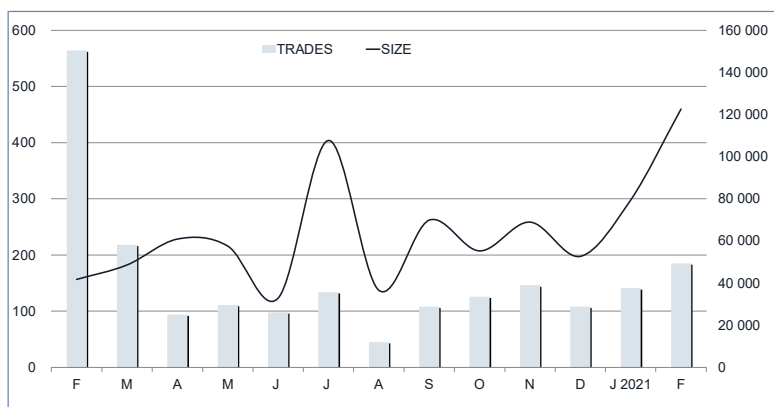
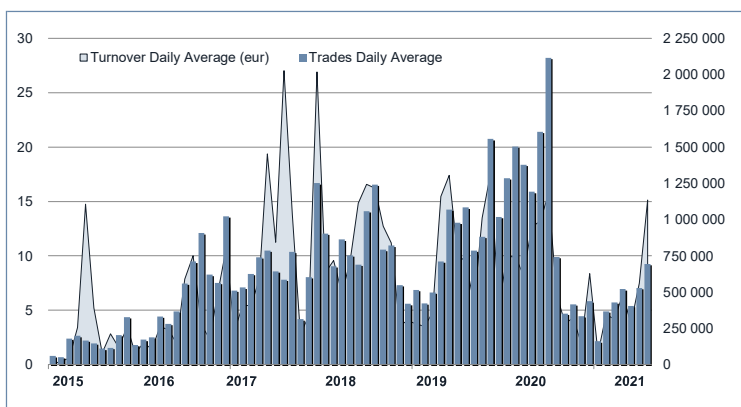


ATFund Statistics
February 2021
TRADING EVOLUTION

MAIN INDICATORS
LISTED FUNDS

	LISTED END OF MONTH	AUM in MT	
		eur m 29/01/2021	eur m 26/02/2021
CORPORATE AND GOV. BOND	23	55.98	62.61
DEVELOPED MARKETS	25	40.89	44.37
EMERGING	1	0.31	0.34
STYLE			
OTHERS	45	322.63	328.23
TOTAL	94	419.81	435.54

TRADING

	JANUARY 2021	FEBRUARY 2021	JAN - FEB 2021
	Turnover eur m	Turnover eur m	Turnover eur m
CORPORATE AND GOV. BOND	1.8	7.4	9.22
DEVELOPED MARKETS	4.6	3.7	8.34
EMERGING	0.0	0.0	0.01
STYLE			
OTHERS	4.7	11.6	16.34
TOTAL	11.21	22.69	33.89

MOST TRADED IN THE MONTH BY TURNOVER

Name	Trading Code	ISIN	TURNOVER	
			eur m	% TOT
1 ACOMEA LIQUIDITA' CLASSE Q2	ACALIQ	IT0005090854	5.68	25.1%
2 NEW MILLENNIUM TOTAL RETURN FLEXIBLE	NMTRF	LU2249747283	3.32	14.6%
3 PHARUS SICAV EUROPE TOTAL RETURN CLASS Q	PSEAFQ	LU1437803767	2.92	12.9%
4 BASE INV FLEX LOW RISK EXPOS CLASS EUR L	FLEXLO	LU1242466875	2.15	9.5%
5 OPEN CAPITAL PROFESSIONAL	OCPPPI	IT0005279754	1.32	5.8%
6 PHARUS ASIAN NICHES	PHSAN	LU1867072735	1.09	4.8%
7 NEW MILLEN MULTI ASSET OPPORTUN CLASSE L	NMMAO	LU1363165751	1.06	4.7%
8 OPEN CAPITAL TOTAL RETURN CLASSE L	OCPTR	IT0005279515	0.69	3.1%
9 COMPAM FUND GLOBAL FLEXIBLE BLEND	COMGFB	LU1769738383	0.64	2.8%
10 ACOMEA BREVE TERMINE CLASSE Q2	ACABRT	IT0005090870	0.61	2.7%

MOST TRADED IN THE YEAR BY TURNOVER

Name	Trading Code	ISIN	TURNOVER	
			eur m	% TOT
1 ACOMEA LIQUIDITA' CLASSE Q2	ACALIQ	IT0005090854	5.77	17.0%
2 NEW MILLENNIUM TOTAL RETURN FLEXIBLE	NMTRF	LU2249747283	3.32	9.8%
3 PHARUS SICAV EUROPE TOTAL RETURN CLASS Q	PSEAFQ	LU1437803767	2.96	8.7%
4 OPEN CAPITAL TOTAL RETURN CLASSE L	OCPTR	IT0005279515	2.73	8.1%
5 8A+ EIGER - CLASSE Q	8AECQ	IT0005114530	2.52	7.4%
6 BASE INV FLEX LOW RISK EXPOS CLASS EUR L	FLEXLO	LU1242466875	2.24	6.6%
7 PHARUS ASIAN NICHES	PHSAN	LU1867072735	1.93	5.7%
8 OPEN CAPITAL PROFESSIONAL	OCPPPI	IT0005279754	1.69	5.0%
9 NEW MILLEN MULTI ASSET OPPORTUN CLASSE L	NMMAO	LU1363165751	1.60	4.7%
10 PHARUS GLOBAL VALUE EQUITY CLASS QH	PSGVQH	LU1371515880	1.46	4.3%

What is ATFund (@Fund)

ATFund is a multilateral trading facilities (MTF) for open-end funds.

Clients can enter buy and sell orders between 8:00 a.m. and 10:55 a.m. Orders must indicate the quantity only.

Between 10:55 and 11 a.m. only the Appointed Intermediary can insert orders to execute the imbalance between buy and sell quantities. Trades are concluded within one minute after 11 am.

Contracts concluded at T are valued the following day (T+1) with the NAV (in Euro) as of day T provided by the issuers of listed funds by the cut-off time (5:00 pm).

Trades, valued at NAV, are settled in Monte Titoli the third day following the conclusion of contracts (T+3).

News:

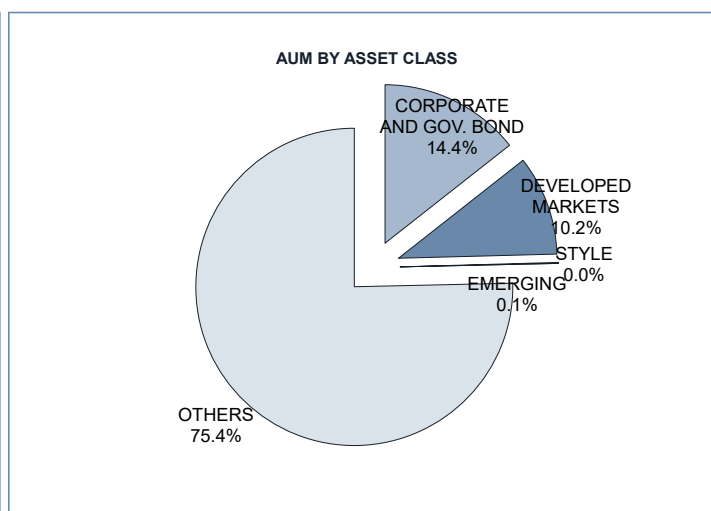
ATFund AUM reached €435.54m

Note: ATFund figures are included in the ETFplus until September 2018

TURNOVER		JANUARY 2021		FEBRUARY 2021		YEAR 2021			
		Trades	Turnover eur m	Trades	Turnover eur m	Trades	% TOT	Turnover eur m	% TOT
0	20 000	58	0.42	103	0.74	161	49.4%	1.16	3.4%
20 000	50 000	41	1.46	30	1.04	71	21.8%	2.50	7.4%
50 000	100 000	19	1.36	24	1.51	43	13.2%	2.87	8.5%
100 000	500 000	19	3.63	19	3.48	38	11.7%	7.11	21.0%
500 000		4	4.34	9	15.91	13	4.0%	20.25	59.7%
TOTAL		141	11.21	185	22.69	326		33.89	

FOCUS

FUNDS WITH HIGHEST TURNOVER				
MONTH	NAME	TRADING CODE	ISIN	EUR
FEBRUARY 2020	TORO FUND A	TOROLD	IE00BKTPJF31	7 416 904
MARCH	OPEN CAPITAL TOTAL RETURN CLASSE L	OCPTR	IT0005279515	2 498 697
APRIL	BASE INV FLEX LOW RISK EXPOS CLASS EUR L	FLEXLO	LU1242466875	1 005 750
MAY	PHARUS LIQUIDITY CLASS Q	PHSLQ	LU1136401384	1 738 872
JUNE	OPEN CAPITAL TOTAL RETURN CLASSE L	OCPTR	IT0005279515	1 818 715
JULY	TORO FUND A	TOROLD	IE00BKTPJF31	7 584 224
AUGUST	PHARUS LIQUIDITY CLASS Q	PHSLQ	LU1136401384	318 798
SEPTEMBER	NEW MILLEN MULTI ASSET OPPORTUN CLASSE L	NMMAO	LU1363165751	1 869 352
OCTOBER	PHARUS GLOBAL VALUE EQUITY CLASS QH	PSGVQH	LU1371515880	2 853 462
NOVEMBER	OPEN CAPITAL TOTAL RETURN CLASSE L	OCPTR	IT0005279515	1 680 064
DECEMBER	OPEN CAPITAL TOTAL RETURN CLASSE L	OCPTR	IT0005279515	824 934
JANUARY 2021	8A+ EIGER - CLASSE Q	8AECQ	IT0005114530	2 523 100
FEBRUARY	ACOMEA LIQUIDITA' CLASSE Q2	ACALIQ	IT0005090854	5 683 537



MAIN INDICATORS - DEVELOPED MARKETS

Name	Trading Code	ISIN	29/01/2021	Reference Price		Var %	FEBRUARY 2021		JAN - FEB 2021	
				26/02/2021			trades	Turnover €	trades	Turnover €
1 8A+ EIGER - CLASSE Q	8AECQ	IT0005114530	105.817	110.754	4.7%	-	-	1	2 523 100	
2 8A+ GRAN PARADISO - CLASSE Q	8AGCQ	IT0005137770	83.814	84.159	0.4%	-	-	-	-	
3 ACOMEA AMERICA CLASSE Q2	ACAAME	IT0005091142	24.034	25.735	7.1%	1	515	2	742	
4 ACOMEA ASIA PACIFICO CLASSE Q2	ACAAPA	IT0005091183	7.075	7.634	7.9%	2	822	3	1 137	
5 ACOMEA EUROPA CLASSE Q2	ACAEUP	IT0005091167	16.076	17.026	5.9%	2	1 051	2	1 051	
6 ACOMEA GLOBALE CLASSE Q2	ACAGLO	IT0005091100	15.58	16.651	6.9%	3	2 533	4	32 168	
7 ACOMEA PMITALIA ESG CLASSE Q2	ACAITA	IT0005091233	22.941	25.265	10.1%	1	51 883	1	51 883	
8 ALESSIA - VOLCOR BETA ZERO CLASS Q	AVBZ01	LU1238726811	107.98	100.98	-6.5%	2	355 456	2	355 456	
9 APSLEY FUND ICAV - OPTIMA STAR FUND	OPTMSF	IE00BDZ9X585	100.935		n.a.	-	-	-	-	
10 ATOMO MADE IN ITALY FUND - CLASSE L	ATMMIF	LU1391064828	127.39	136.82	7.4%	1	74 474	1	74 474	
11 COMPAM ACTIVE EQUITY SELECTION CLASSE Q	COMAES	LU1275426606	122.628	129.051	5.2%	-	-	-	-	
12 COMPAM ACTIVE GLOBAL LONG SHORT	COMAEE	LU1275425897	96.03	101.298	5.5%	-	-	-	-	
13 COMPAM FUND - SB EQUITY CLASSE Q	COMSBE	LU1275426275	137.723	137.458	-0.2%	-	-	2	15 940	
14 COMPAM FUND ACTIVE GLOBAL EQUITY	COMGEQ	LU1783934646				-	-	-	-	
15 FINLABO DYNAMIC EQUITY - CLASSE L	FINLDE	LU1397788552	89.14	94.74	6.3%	-	-	-	-	
16 NEW MILLENNIUM EURO EQUITIES CLASSE L	NMEE	LU1148873406	64.95	66.76	2.8%	-	-	-	-	
17 NEW MILLENNIUM GLOBAL EQUITIES EUR HED L	NMGE	LU1148873588	117.54	117.96	0.4%	1	4 928	1	4 928	
18 PHARUS GLOBAL VALUE EQUITY CLASS Q	PSGVQ	LU1371515534	137.34	138.56	0.9%	5	232 388	6	282 372	
19 PHARUS GLOBAL VALUE EQUITY CLASS QH	PSGVQH	LU1371515880	137.44	138.29	0.6%	1	57 376	6	1 455 416	
20 PHARUS GLOBAL VALUE EQUITY CLASS QHD	PSGQHD	LU1574104151	114.59	115.35	0.7%	-	-	-	-	
21 PHARUS INTERNATION EQUITY QUANT CLASS Q	PHSIEQ	LU1136402192	106.54	107.44	0.8%	-	-	-	-	
22 PHARUS SICAV ELECTRIC MOBILITY NICHES	PHSEMN	LU1867072495	149.65	153.69	2.7%	1	476	8	581 139	
23 PHARUS SICAV EUROPE TOTAL RETURN CLASS Q	PSEAFQ	LU1437803767	112.24	114.11	1.7%	2	2 916 549	3	2 956 976	
24 PHARUS SICAV NEXT REVOLUTION CLASS Q	PHSVQ	LU1136401970	134.98	135.91	0.7%	-	-	-	-	
25 VG SICAV EUROPEAN EQUITY FUND CLASSE L	VGUEEQ	LU1501201872				-	-	-	-	
26 VG SICAV US EQUITY FUND CLASSE L	VGUSEQ	LU1501194218				-	-	-	-	

MAIN INDICATORS - CORPORATE AND GOV. BOND

Name	Trading Code	ISIN	29/01/2021	Reference Price 26/02/2021	Var %	FEBRUARY 2021 Trades	Turnover €	JAN - FEB 2021 Trades	Turnover €
1 ACOMEA BREVE TERMINE CLASSE Q2	ACABRT	IT0005090870	17.659	17.798	0.8%	9	606 159	15	710 666
2 ACOMEA EUROBLIGAZIONARIO CLASSE Q2	ACAEUO	IT0005090896	22.09	22.156	0.3%	3	15 877	7	145 103
3 ACOMEA LIQUIDITA' CLASSE Q2	ACALIQ	IT0005090854	9.291	9.323	0.3%	4	5 683 537	5	5 773 592
4 ACOMEA PERFORMANCE CLASSE Q2	ACAPER	IT0005090912	26.579	26.414	-0.6%	4	378 607	5	453 281
5 AISM LOW VOLATILITY FUND - E PLUS	AISMLV	LU1290406684	83.45	82.5	-1.1%	1	8 656	2	9 498
6 BASE INV BONDS VALUE CLASS EUR L	BONVAL	LU1242466289	123.13	121.4	-1.4%	-	-	-	-
7 COMPAM FUND - SB BOND CLASSE Q	COMSBB	LU1275426332	105.861	104.586	-1.0%	1	4 039	2	53 741
8 COMPAM FUND FLEXIBLE BOND CLASSE Q	COMFB0	LU1472302576	104.104	104.006	-0.1%	2	294 556	4	1 325 072
9 INVESTIMENTI SOSTENIBILI LIFE GATE	LGINVS	IT0005215709	106.609	105.75	-0.8%	-	-	-	-
10 NEW MILLEN EVERG GL HI YLD BOND CLASSE L	NMEGH	LU1363165918	87.71	89.19	1.7%	-	-	-	-
11 NEW MILLENNIUM AUGUST HIGH QUALIT BOND L	NMHQB	LU1148873745	158.23	159.05	0.5%	-	-	-	-
12 NEW MILLENNIUM AUGUSTUM CORPORATE BOND L	NMBC	LU1148874396	241.09	242.93	0.8%	1	9 749	1	9 749
13 NEW MILLENNIUM EURO BONDS SHORT TERM L	NMEBST	LU1148873661	137.17	136.75	-0.3%	-	-	1	41 172
14 NEW MILLENNIUM EX EUR HIGH QUALIT BOND L	NMEXHQ	LU1148873828	106.4	106.34	-0.1%	-	-	-	-
15 NEW MILLENNIUM INFLAT LNKB BOND EURO P L	NMLLB	LU1148874940	110.01	109.27	-0.7%	-	-	-	-
16 NEW MILLENNIUM ITALIAN DIVERSIF BOND L	NMIDB	LU1148874479	140.87	141.86	0.7%	1	5 278	1	5 278
17 NEW MILLENNIUM LARGE EUROPE CORPORATE L	NMLEC	LU1148874123	146.89	146.27	-0.4%	-	-	2	319 055
18 PHARUS BOND OPPORTUNITIES CLASS Q	PHSBOQ	LU1136401111	101.22	101.91	0.7%	1	55 894	1	55 894
19 PHARUS LIQUIDITY CLASS Q	PHSLQ	LU1136401384	103.31	103.51	0.2%	1	199 890	1	199 890
20 PHARUS MARZOTTO ACTIVE BOND Q	PHSMAB	LU1371515021	-	-	-	-	-	-	-
21 PHARUS TARGET CLASS Q	PHSTQ	LU1136402432	77.52	73.68	-5.0%	3	113 734	3	113 734
22 PLURIMA GLOBAL STAR RETURN FUND A LISTED	POGSRF	IE00B22ZRA01	-	-	-	-	-	-	-
23 VG SICAV GLOBAL BOND CLASSE L	VGGLED	LU1501204389	-	-	-	-	-	-	-

MAIN INDICATORS - EMERGING, STYLE AND OTHERS

Name	Trading Code	ISIN	29/01/2021	Reference Price 26/02/2021	Var %	FEBRUARY 2021 Trades	Turnover €	JAN - FEB 2021 Trades	Turnover €
1 8A+ LATEMAR - CLASSE Q	8ALCQ	IT0005114522	105.379	107.405	1.9%	-	-	-	-
2 ACOMEA PAESI EMERGENTI CLASSE Q2	ACAPEM	IT0005091126	9.786	10.645	8.8%	4	3 239	7	5 925
3 ACOMEA PATRIMONIO AGGRESSIVO CLASSE Q2	ACAAGG	IT0005091084	4.887	5.129	5.0%	3	9 110	4	58 840
4 ACOMEA PATRIMONIO DINAMICO CLASSE Q2	ACADIN	IT0005091068	6.443	6.623	2.8%	2	5 062	3	54 896
5 ACOMEA PATRIMONIO ESENTANTE CLASSE Q2	ACAESE	IT0005252801	5.922	6.194	4.6%	-	-	-	-
6 ACOMEA PATRIMONIO PRUDENTE CLASSE Q2	ACAPRU	IT0005091019	7.475	7.435	-0.5%	2	23 381	2	23 381
7 ALESSIA - ABSOLUTE RETURN MACRO CLASS Q	AARM01	LU1238726654	108.14	107.33	-0.7%	4	118 708	9	267 539
8 AMAGIS DYNAMIC ALLOC TOT RET FUND L1 EUR	ADA113	MT7000015665	94.14	94.29	0.2%	1	14 426	1	14 426
9 AGA COLOMBO EXTRA RETURN FUND CLASS D	OCR	MT7000024096	92.7541	98.6406	6.3%	1	19 823	3	54 944
10 ATOMO CARPINUS - CLASSE L	ATMCAR	LU1391065718	-	-	-	-	-	-	-
11 ATOMO GLOBAL RETURN - CLASSE L	ATMGLR	LU1391065395	86.43	88.91	2.9%	4	66 585	8	289 804
12 ATOMO PLAB FLEX ABSOLUTE FUND - CLASSE L	ATMPLF	LU1391065511	105.3	104.6	-0.7%	-	-	-	-
13 BASE INV BONDS MULTICURRENCY CLASS EUR L	BONMUL	LU1242466446	94.44	94.29	-0.2%	-	-	-	-
14 BASE INV FLEX LOW RISK EXPOS CLASS EUR L	FLEXLO	LU1242466875	109.58	110.03	0.4%	1	2 147 968	3	2 238 212
15 COMPAM FUND - SB FLEXIBLE CLASSE Q	COMSBF	LU1275426358	101.504	102.068	0.6%	-	-	-	-
16 COMPAM FUND ACTIVE BOND PLUS	COMABP	LU203965171	-	-	-	-	-	-	-
17 COMPAM FUND GLOBAL FLEXIBLE BLEND	COMGFB	LU1769736383	93.35	93.636	0.3%	23	639 694	23	639 694
18 COMPAM FUND SB CONVEX CLASSE Q	COMSBC	LU1468673846	133.917	121.261	-9.5%	6	36 972	12	64 968
19 COMPAM GLOBAL DIVERSIFIED CLASSE Q	COMGDD	LU1275426515	95.124	97.172	2.2%	-	-	-	-
20 EUREGIO+ GENERATION DYNAMIC PIR	PPGDYP	IT0005347585	-	-	-	-	-	-	-
21 FCS FLEX ABLE GROWTH PLUS FUND CLASS B	FLEXAP	LU1720062098	45.64	-	n.a.	-	-	-	-
22 INTERMONTE FLEXIBLE EUROPE	INTFE	LU1688213104	10.58	10.81	2.2%	2	18 566	3	27 174
23 MULTI STAR SICAV - HEARTH ETHICAL FUND	MSHEEQ	LU1838949607	-	-	-	-	-	-	-
24 MULTISTARS SICAV-ALFASUSTAINABLEMEGATREN	MSOCCO	LU1838949516	-	-	-	-	-	-	-
25 NEW MILLEN MULTI ASSET OPPORTUN CLASSE L	NMMAO	LU1363165751	104.01	104.39	0.4%	14	1 064 668	23	1 604 518
26 NEW MILLENNIUM AUGUSTUM MARKET TIMING L	NMMT	LU1148874636	115.65	117.68	1.8%	-	-	-	-
27 NEW MILLENNIUM BALANC WORLD CONSERVAT L	NMBWC	LU1148874552	163.56	163.78	0.1%	-	-	-	-
28 NEW MILLENNIUM PIR BILANCIATO SIST ITA L	NMPBSI	LU1602468800	101.03	102.6	1.6%	-	-	-	-
29 NEW MILLENNIUM TOTAL RETURN FLEXIBLE	NMTRF	LU2249747283	124.27	124.27	-	4	3 319 269	4	3 319 269
30 NEW MILLENNIUM VOLACTIVE CLASSE L	NMVL	LU1148874800	102.4	103.8	1.4%	-	-	-	-
31 OPEN CAPITAL PROFESSIONAL	OCPPI	IT0005279754	96.834	97.893	1.1%	19	1 322 058	31	1 692 909
32 OPEN CAPITAL TOTAL RETURN CLASSE L	OCPTR	IT0005279515	110.373	111.009	0.6%	14	693 637	44	2 729 459
33 PHARUS ALGO FLEX CLASS Q	PHSAFQ	LU1136402788	97.77	97.73	0.0%	10	372 943	21	579 898
34 PHARUS ASIAN NICHES	PHSAN	LU1867072735	110.1	113.42	3.0%	5	1 086 047	16	1 930 350
35 PHARUS MARZOTTO ACTIVE DIVERSIFIED Q	PHSMAD	LU1371515294	-	-	-	-	-	-	-
36 PHARUS SICAV - BASIC FUND Q	PHSBAS	LU1176781729	16.64	17.87	7.4%	1	150 705	1	150 705
37 PHARUS SICAV - BEST REGULATED COMPANIES	PHSTED	LU1868872802	94.86	89.2	-6.0%	1	56 341	1	56 341
38 PHARUS SICAV_CONSERVATIVE	PHSARQ	LU1136401467	107.65	108.06	0.4%	4	395 447	4	395 447
39 PHARUS TREND PLAYER CLASS Q	PHSTPQ	LU1253867847	177.28	175.18	-1.2%	-	-	-	-
40 PLURIMA STRATEGY PORTFOLIO A LISTED	PPSPDF	IE00BVPDX038	11.89	11.932	0.4%	-	-	-	-
41 SELECTRA J. LAMARCK BIOTECH CLASS D	SELJLB	LU1246176264	146.16	137.7	-5.8%	4	25 482	5	26 063
42 SELECTRA J. LAMARCK PHARMA CLASS D	SELJLP	LU1246176850	98.56	94.04	-4.6%	1	298	1	298
43 SUMUS STRATEGIC FUND CLASSE Q EUR	HPSDYN	LU1176783774	11.48	11.46	-0.2%	1	12 168	4	107 060
44 TIMEQ BEST GLOBAL MANAGERS FLEX EQUITY	TNSBEQ	LU1850436491	100.23	98.38	-1.8%	1	10 048	1	10 048
45 UCAPITAL MULTI ALPHA PLUS FUND A LISTED	PMALPF	IE00B9VH9899	8.208	8.208	0.0%	-	-	-	-
46 VARENNE VALEUR QUOTA IT	VVAITA	FR0013216991	117.6	124.32	5.7%	-	-	-	-

Markets Analysis

Piazza degli Affari, 6 - 20123 Milano
T +39 02 724261 | Fax +39 02 8646.4323
e-mail: markets_analysis@borsaitaliana.it
www.borsaitaliana.it

This document contains text, data, graphics, photographs, illustrations, artwork, names, logos, trade marks, service marks and information ("Information") connected with Borsa Italiana S.p.A. ("Borsa Italiana").

All reasonable efforts have been made to ensure that the Information in this document was correct at the time of publication. However, Borsa Italiana Spa accepts no liability for decisions taken, or systems-related or other work carried out by any party based on this document. The publication of this document does not represent solicitation, by Borsa Italiana, of public saving and is not to be considered as a recommendation by Borsa Italiana as to the suitability of the investment, if any, herein described.

© February 2021 Borsa Italiana S.p.A. All rights reserved.