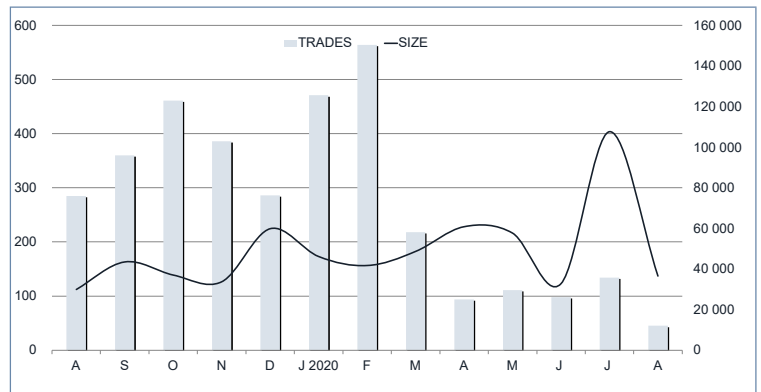
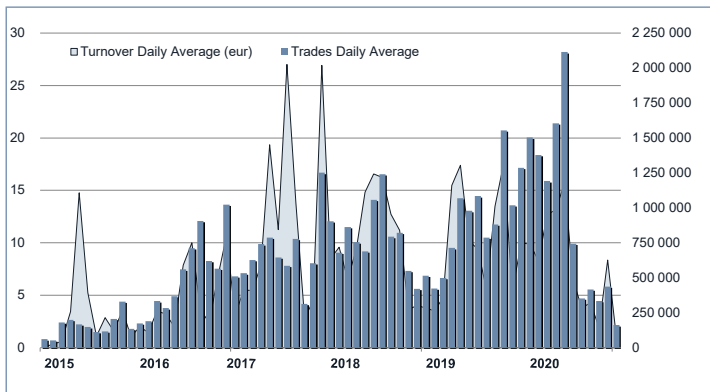


ATFund Statistics
August 2020
TRADING EVOLUTION

MAIN INDICATORS
LISTED FUNDS

	LISTED END OF MONTH	AUM in MT	
		eur m 31/07/2020	eur m 31/08/2020
CORPORATE AND GOV. BOND	23	54.11	54.79
DEVELOPED MARKETS	27	36.55	38.09
EMERGING	1	0.21	0.21
STYLE			
OTHERS	47	300.65	304.26
TOTAL	98	391.52	397.35

TRADING

	JULY 2020	AUGUST 2020	JAN - AUG 2020
	Turnover eur m	Turnover eur m	Turnover eur m
CORPORATE AND GOV. BOND	2.0	0.4	12.50
DEVELOPED MARKETS	0.1	0.0	5.88
EMERGING	0.0	0.0	0.18
STYLE			0.4
OTHERS	12.3	1.2	68.28
TOTAL	14.43	1.65	87.24

MOST TRADED IN THE MONTH BY TURNOVER

Name	Trading Code	ISIN	TURNOVER	
			eur m	% TOT
1 PHARUS LIQUIDITY CLASS Q	PHSLQ	LU1136401384	0.32	19.4%
2 NEW MILLEN MULTI ASSET OPPORTUN CLASSE L	NMMAO	LU1363165751	0.29	17.5%
3 OPEN CAPITAL TOTAL RETURN CLASSE L	OCPTR	IT0005279515	0.27	16.4%
4 ATOMO CARPINUS - CLASSE L	ATMCAR	LU1391065718	0.24	14.8%
5 OPEN CAPITAL PROFESSIONAL ITALY	OCPPI	IT0005279754	0.19	11.4%
6 PHARUS ALGO FLEX CLASS Q	PHSAFQ	LU1136402788	0.10	6.2%
7 ACOMEA BREVE TERMINE CLASSE Q2	ACABRT	IT0005090870	0.07	4.2%
8 TORO FUND A	TOROLD	IE00BKTPJF31	0.06	3.6%
9 SUMUS STRATEGIC FUND CLASSE Q EUR	HPSDYN	LU1176783774	0.04	2.5%
10 PHARUS ASIAN NICHES	PHSAN	LU1867072735	0.01	0.7%

MOST TRADED IN THE YEAR BY TURNOVER

Name	Trading Code	ISIN	TURNOVER	
			eur m	% TOT
1 TORO FUND A	TOROLD	IE00BKTPJF31	21.75	24.9%
2 OPEN CAPITAL TOTAL RETURN CLASSE L	OCPTR	IT0005279515	17.10	19.6%
3 NEW MILLEN MULTI ASSET OPPORTUN CLASSE L	NMMAO	LU1363165751	9.46	10.8%
4 PHARUS LIQUIDITY CLASS Q	PHSLQ	LU1136401384	4.46	5.1%
5 OPEN CAPITAL PROFESSIONAL ITALY	OCPPI	IT0005279754	3.35	3.8%
6 WOODPECKER - FLEXIBLE ROCK CLASSE T	WPCROC	LU1271869874	2.43	2.8%
7 ACOMEA LIQUIDITA' CLASSE Q2	ACALIQ	IT0005090854	2.24	2.6%
8 ACOMEA PATRIMONIO AGGRESSIVO CLASSE Q2	ACAAGG	IT0005091084	1.97	2.3%
9 PHARUS ALGO FLEX CLASS Q	PHSAFQ	LU1136402788	1.85	2.1%
10 WOODPECKER - BALANCED BRAVE CLASSE T	WPCBRA	LU1271869445	1.82	2.1%

What is ATFund (@Fund)

ATFund is a multilateral trading facilities (MTF) for open-end funds.
 Clients can enter buy and sell orders between 8:00 a.m. and 10:55 a.m. Orders must indicate the quantity only.
 Between 10:55 and 11 a.m. only the Appointed Intermediary can insert orders to execute the imbalance between buy and sell quantities. Trades are concluded within one minute after 11 am.
 Contracts concluded at T are valued the following day (T+1) with the NAV (in Euro) as of day T provided by the issuers of listed funds by the cut-off time (5:00 pm).
 Trades, valued at NAV, are settled in Monte Titoli the third day following the conclusion of contracts (T+3).

News:

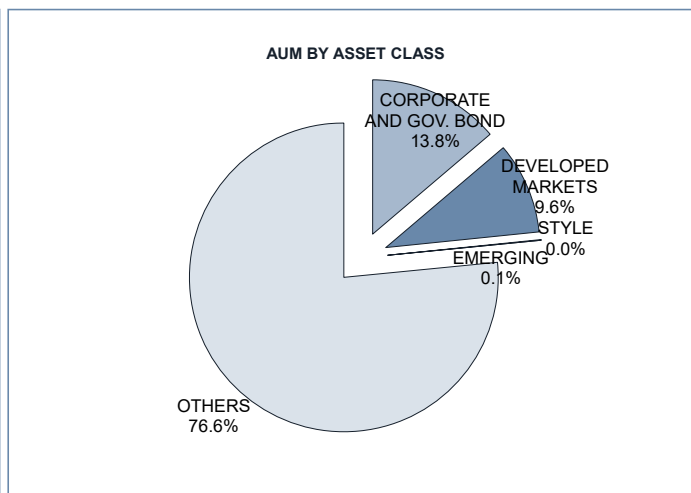
ATFund AUM reached € 397.35m (+2.10% vs August 2019).

Note: ATFund figures are included in the ETFPlus until September 2018

TURNOVER		JULY 2020		AUGUST 2020		YEAR 2020			
		Trades	Turnover eur m	Trades	Turnover eur m	Trades	% TOT	Turnover eur m	% TOT
0	20 000	68	0.35	26	0.10	1 164	67.1%	3.53	4.0%
20 000	50 000	19	0.60	8	0.29	194	11.2%	6.63	7.6%
50 000	100 000	13	0.99	7	0.49	138	8.0%	9.96	11.4%
100 000	500 000	25	6.10	4	0.76	213	12.3%	46.46	53.3%
500 000		9	6.39	0	-	26	1.5%	20.66	23.7%
TOTAL		134	14.43	45	1.65	1 735		87.24	

FOCUS

FUNDS WITH HIGHEST TURNOVER				
MONTH	NAME	TRADING CODE	ISIN	EUR
AUGUST	NEW MILLEN MULTI ASSET OPPORTUN CLASSE L	NMMAO	LU1363165751	1 825 213
SEPTEMBER	OPEN CAPITAL TOTAL RETURN CLASSE L	OCPTR	IT0005279515	5 679 115
OCTOBER	NEW MILLEN MULTI ASSET OPPORTUN CLASSE L	NMMAO	LU1363165751	4 050 294
NOVEMBER	OPEN CAPITAL TOTAL RETURN CLASSE L	OCPTR	IT0005279515	4 979 184
DECEMBER	COMPAM FUND FLEXIBLE BOND CLASSE Q	COMFB0	LU1472302576	5 631 606
JANUARY 2020	TORO FUND A	TOROLD	IE00BKTPJF31	6 060 557
FEBRUARY	TORO FUND A	TOROLD	IE00BKTPJF31	7 416 904
MARCH	OPEN CAPITAL TOTAL RETURN CLASSE L	OCPTR	IT0005279515	2 498 697
APRIL	BASE INV FLEX LOW RISK EXPOS CLASS EUR L	FLEXLO	LU1242466875	1 005 750
MAY	PHARUS LIQUIDITY CLASS Q	PHSLQ	LU1136401384	1 738 872
JUNE	OPEN CAPITAL TOTAL RETURN CLASSE L	OCPTR	IT0005279515	1 818 715
JULY	TORO FUND A	TOROLD	IE00BKTPJF31	7 584 224
AUGUST	PHARUS LIQUIDITY CLASS Q	PHSLQ	LU1136401384	318 798



MAIN INDICATORS - DEVELOPED MARKETS

Name	Trading Code	ISIN	Reference Price			AUGUST 2020		JAN - AUG 2020	
			31/07/2020	31/08/2020	Var %	trades	Turnover €	trades	Turnover €
1 8A+ EIGER - CLASSE Q	8AECQ	IT0005114530	94.921	98.532	3.8%	1	976	14	836 339
2 8A+ GRAN PARADISO - CLASSE Q	8AGCQ	IT0005137770	83.136	84.04	1.1%	-	-	-	-
3 ACOMEA AMERICA CLASSE Q2	ACAAME	IT0005091142	20.572	21.463	4.3%	1	2 139	31	25 285
4 ACOMEA ASIA PACIFICO CLASSE Q2	ACAAPA	IT0005091183	5.578	5.926	6.2%	-	-	59	51 221
5 ACOMEA EUROPA CLASSE Q2	ACAEUP	IT0005091167	13.653	14.212	4.1%	1	501	50	15 659
6 ACOMEA GLOBALE CLASSE Q2	ACAGLO	IT0005091100	12.992	13.489	3.8%	1	1 363	56	289 500
7 ACOMEA ITALIA CLASSE Q2	ACAITA	IT0005091233	19.583	20.361	4.0%	-	-	113	21 970
8 ALBEMARLE TARGET EUROPE - CLASS X	ATLTEU	IE00BYZZQ212	-	-	-	-	-	-	-
9 ALBEMARLE TARGET ITALY - CLASS X	ATLTIT	IE00BYZZPY67	-	-	-	-	-	-	-
10 ALBEMARLE TARGET ITALY HEDGED - CLASS X	ATLTIH	IE00BDHF6114	-	-	-	-	-	-	-
11 ALESSIA - VOLCOR BETA ZERO CLASS Q	AVBZ01	LU1238726811	112.37	112.72	0.3%	1	1 125	13	215 300
12 APSLEY FUND ICAV - OPTIMA STAR FUND	OPTMSF	IE00BDZ9X585	104.222	106.15	1.8%	-	-	1	99
13 ATOMO MADE IN ITALY FUND - CLASSE L	ATMMIF	LU1391064828	120.31	119.32	-0.8%	-	-	2	213 190
14 COMPAM ACTIVE EQUITY SELECTION CLASSE Q	COMAES	LU1275426606	109.091	112.586	3.2%	-	-	4	671
15 COMPAM ACTIVE GLOBAL LONG SHORT	COMAEE	LU1275425897	88.103	88.623	0.6%	-	-	-	-
16 COMPAM FUND - SB EQUITY CLASSE Q	COMSBE	LU1275426275	129.088	131.773	2.1%	-	-	5	28 945
17 COMPAM FUND ACTIVE GLOBAL EQUITY	COMGEQ	LU1783934646	-	-	-	-	-	-	-
18 DIAMAN SICAV MATHEMATICS EUR CLASS P	DIAMAM	LU0277563010	-	-	-	-	-	3	5 039
19 FINLABO DYNAMIC EQUITY - CLASSE L	FINLDE	LU1397788552	86.57	86.37	-0.2%	-	-	4	433 391
20 NEW MILLENNIUM EURO EQUITIES CLASSE L	NMEE	LU1148873406	58.86	61.01	3.7%	-	-	1	9 539
21 NEW MILLENNIUM GLOBAL EQUITIES EUR HED L	NMGE	LU1148873588	104.11	111.21	6.8%	-	-	-	-
22 PHARUS GLOBAL VALUE EQUITY CLASS Q	PSGVQ	LU1371515534	125.17	129.1	3.1%	-	-	3	470 103
23 PHARUS GLOBAL VALUE EQUITY CLASS QH	PSGVQH	LU1371515880	124.75	129.14	3.5%	1	6 442	13	328 697
24 PHARUS GLOBAL VALUE EQUITY CLASS QHD	PSGVQHD	LU1574104151	105.45	109.16	3.5%	-	-	3	340 070
25 PHARUS INTERNATIONAL EQUITY QUANT CLASS Q	PHSIEQ	LU1136402192	98.22	102.54	4.4%	-	-	4	139 397
26 PHARUS SICAV ELECTRIC MOBILITY NICHES	PHSEMNI	LU1867072495	96.65	109.48	13.3%	-	-	11	302 755
27 PHARUS SICAV EUROPE TOTAL RETURN CLASS Q	PSEAFQ	LU1437803767	103.75	107.08	3.2%	-	-	10	278 296
28 PHARUS SICAV NEXT REVOLUTION CLASS Q	PHSVQ	LU1136401970	122.07	126.52	3.6%	-	-	19	54 271
29 QUAESTIO - PIR SMALL CAP	QPIRSC	IT0005345373	-	-	-	-	-	-	-
30 VG SICAV EUROPEAN EQUITY FUND CLASSE L	VGUEUQ	LU1501201872	-	-	-	-	-	-	-
31 VG SICAV US EQUITY FUND CLASSE L	VGUSEQ	LU1501194218	-	-	-	-	-	-	-
32 VG SICAV WORLD EQUITY FUND CLASSE L	VGWOEQ	LU1501196932	-	-	-	-	-	-	-
33 WOODPECKER - BALANCED BRAVE CLASSE T	WPCBRA	LU1271869445	-	-	-	-	-	9	1 815 227
34 WOODPECKER - PURE EQUITY CLASSE T	WPCPEQ	LU1271869791	-	-	-	-	-	1	3 032

MAIN INDICATORS - CORPORATE AND GOV. BOND

Name	Trading Code	ISIN	31/07/2020	Reference Price 31/08/2020	Var %	AUGUST 2020 Trades	AUGUST 2020 Turnover €	JAN - AUG 2020 Trades	JAN - AUG 2020 Turnover €
1 ACOMEA BREVE TERMINE CLASSE Q2	ACABRT	IT0005090870	16.749	16.92	1.0%	3	89 886	93	1 756 823
2 ACOMEA EUROBLIGAZIONARIO CLASSE Q2	ACAEUO	IT0005090896	20.58	20.962	1.9%	1	1 036	83	529 559
3 ACOMEA LIQUIDITA' CLASSE Q2	ACALIQ	IT0005090854	9.107	9.149	0.5%	-	-	24	2 243 925
4 ACOMEA PERFORMANCE CLASSE Q2	ACAPER	IT0005090912	24.478	24.735	1.0%	-	-	25	1 564 684
5 AISM LOW VOLATILITY FUND - E PLUS	AISMLV	LU1290406684	83.97	82.67	-1.5%	1	7 999	6	136 610
6 BASE INV BONDS VALUE CLASS EUR L	BONVAL	LU1242466289	115.51	117.34	1.6%	1	468	27	27 923
7 COMPAM FUND - SB BOND CLASSE Q	COMSBB	LU1275426432	102.6	102.52	-0.1%	-	-	4	252 576
8 COMPAM FUND FLEXIBLE BOND CLASSE Q	COMFBO	LU1472302576	100.237	101.245	1.0%	-	-	13	817 896
9 DIAMAN SICAV DYNAMIC INCOME CLASS P	DIADZB	LU0277562558	-	-	-	-	-	-	-
10 DIAMAN SICAV TARGET STRATEGY CLASS P	DIAMTS	LU1172430875	-	-	-	-	-	-	-
11 INVESTIMENTI SOSTENIBILI LIFEGATE	LGINVS	IT0005215709	102.647	103.359	0.7%	-	-	2	11 022
12 NEW MILLEN EVERG GL HI YLD BOND CLASSE L	NMEGH	LU1363165918	82.45	83.5	1.3%	-	-	-	-
13 NEW MILLENNIUM AUGUST HIGH QUALIT BOND L	NMHQB	LU1248873745	152.89	153.75	0.6%	-	-	-	-
14 NEW MILLENNIUM AUGUSTUM CORPORATE BOND L	NMCB	LU1148874396	227.43	230.12	1.2%	-	-	3	172 567
15 NEW MILLENNIUM EURO BONDS SHORT TERM L	NMEBST	LU1148873661	136.97	136.95	0.0%	-	-	1	38 441
16 NEW MILLENNIUM EX EUR HIGH QUALIT BOND L	NMEXHO	LU1148873828	105.16	104.82	-0.3%	-	-	1	28 278
17 NEW MILLENNIUM INFLAT LINK BOND EUROP L	NMILB	LU1148874040	107.98	107.85	-0.1%	-	-	3	8 476
18 NEW MILLENNIUM ITALIAN DIVERSIF BOND L	NMIDB	LU1148874479	133.98	135.7	1.3%	-	-	5	25 045
19 NEW MILLENNIUM LARGE EUROPE CORPORATE L	NMLEC	LU1148874123	144.4	144.9	0.3%	-	-	1	21 978
20 PHARUS BOND OPPORTUNITIES CLASS Q	PHSBOB	LU1136401111	97.11	97.66	0.6%	1	585	10	209 980
21 PHARUS LIQUIDITY CLASS Q	PHSLQ	LU1136401384	101.61	102.08	0.5%	2	318 798	13	4 463 290
22 PHARUS MARZOTTO ACTIVE BOND Q	PHSMAB	LU1371515021	-	-	-	-	-	1	2 049
23 PHARUS TARGET CLASS Q	PHSTQ	LU1136402432	73.02	73.91	1.2%	1	7 375	10	186 752
24 PLURIMA GLOBAL STAR RETURN FUND A LISTED	POGSRF	IE00B22ZR401	-	-	-	-	-	-	-
25 VG SICAV GLOBAL BOND CLASSE L	VGGLBD	LU1501204389	-	-	-	-	-	-	-

MAIN INDICATORS - EMERGING, STYLE AND OTHERS

Name	Trading Code	ISIN	31/07/2020	Reference Price 31/08/2020	Var %	AUGUST 2020 Trades	AUGUST 2020 Turnover €	JAN - AUG 2020 Trades	JAN - AUG 2020 Turnover €
1 8A+ LATEMAR - CLASSE Q	BALCO	IT0005114522	98.978	100.411	1.4%	-	-	-	-
2 ACOMEA FONDO ETF ATTIVO CLASSE Q2	ACAEAT	IT0005090938	-	-	-	-	-	12	833 855
3 ACOMEA PAESI EMERGENTI CLASSE Q2	ACAPEM	IT0005091126	7.776	7.827	0.7%	1	801	62	175 856
4 ACOMEA PATRIMONIO AGGRESSIVO CLASSE Q2	ACAAGG	IT0005091084	4.109	4.259	3.7%	3	1 389	76	1 967 204
5 ACOMEA PATRIMONIO DINAMICO CLASSE Q2	ACADIN	IT0005091058	5.893	5.825	-2.3%	1	901	60	638 859
6 ACOMEA PATRIMONIO ESENTE CLASSE Q2	ACAESE	IT0005252801	5.182	5.347	3.2%	-	-	6	24 224
7 ACOMEA PATRIMONIO PRUDENTE CLASSE Q2	ACAPRU	IT0005091019	6.797	6.889	1.4%	-	-	61	42 219
8 ALESSIA - ABSOLUTE RETURN MACRO CLASS Q	AARMO1	LU1238726654	103.93	105	1.0%	-	-	3	563 657
9 AMAGIS DYNAMIC ALLOC TOT RET FUND L1 EUR	ADA113	MT7000015665	90.55	91.3	0.8%	-	-	8	122 101
10 AQA COLOMBO EXTRA RETURN FUND CLASS D	CKR	MT7000024006	75.2016	74.8283	-0.5%	-	-	20	794 613
11 ATOMO CARPINUS - CLASSE L	ATMGAR	LU1391085178	-	-	-	1	243 080	2	478 980
12 ATOMO GLOBAL RETURN - CLASSE L	ATMGLR	LU1391085395	83.08	83.83	0.9%	-	5 035	22	615 124
13 ATOMO MULTI STRATEGY - CLASSE L	ATMMST	LU1391085478	111.98	110.19	-1.6%	-	-	4	189 187
14 ATOMO PLAB FLEX ALLOC FUND - CLASSE L	ATMPLF	LU1391085551	99.32	100.05	0.7%	-	-	-	-
15 BASE INV BONDS MULTICURRENCY CLASS EUR L	BONMUL	LU1242466446	93.3	94.72	1.5%	-	-	-	-
16 BASE INV FLEX LOW RISK EXPOS CLASS EUR L	FLEXLO	LU1242466875	101.69	103.66	1.9%	1	5 123	15	1 012 905
17 COMPAM ACTIVE MARKET NEUTRAL CLASSE Q	COMAMN	LU1275426788	-	-	-	-	-	5	408 141
18 COMPAM FUND - SB FLEXIBLE CLASSE Q	COMSBF	LU1275426358	97.364	98.3	1.0%	-	-	-	-
19 COMPAM FUND ACTIVE BOND PLUS	COMABP	LU2039855171	-	-	-	-	-	-	-
20 COMPAM FUND DOUBLE ACTION FOCUS	COMDAF	LU1920289813	-	-	-	-	-	11	28 708
21 COMPAM FUND GLOBAL FLEXIBLE BLEND	COMGFB	LU1769738383	91.496	92.371	1.0%	-	-	4	201 071
22 COMPAM FUND SB CONVEX CLASSE Q	COMSBC	LU1468873846	161.618	159.087	-1.6%	-	-	12	144 136
23 COMPAM GLOBAL DIVERSIFIED CLASSE Q	COMGDD	LU1275426515	89.464	90.553	1.2%	-	-	-	-
24 EUREGIO+ GENERATION DYNAMIC PIR	PPCDYP	IT0005347885	-	-	-	-	-	-	-
25 FCS FLEX ABLE GROWTH PLUS FUND CLASS B	FLEXAP	LU1720052098	62.27	59.34	-4.7%	-	-	-	-
26 HPS BASIC FUND CLASSE Q EUR	HPSBAS	LU1176781729	12.96	13.83	6.7%	-	-	5	10 617
27 INTERMONTE FLEXIBLE EUROPE	INTFE	LU1688213104	9.93	10.08	1.5%	-	-	5	353 382
28 LUXBRIDGE SICAV - JCI FX MACRO	JCFXMA	LU1892532614	86.74	-	n.a.	-	-	1	43 659
29 METHOD ATTRAC GLOB OPPORTUN LIST ACC EUR	MAGO	LU1320332373	-	-	-	-	-	-	-
30 MULTI STAR SICAV - HEARTH ETHICAL FUND	MHEEO	LU1838949607	98.85	101.85	3.0%	-	-	1	9 966
31 MULTISTARS SICAV-ALFASUSTAINABLEMAGATREN	MSOCCO	LU1838949516	99.59	101.05	1.5%	-	-	2	20 184
32 NEW MILLEN MULTI ASSET OPPORTUN CLASSE L	NMMAO	LU1363165751	99.04	100.16	1.1%	3	288 567	81	9 456 014
33 NEW MILLENNIUM AUGUSTUM MARKET TIMING L	NMMT	LU1148874636	110.42	111.64	1.1%	-	-	-	-
34 NEW MILLENNIUM BALANC WORLD CONSERVAT L	NMBWC	LU1148874552	156.64	158.46	1.2%	-	-	7	476 764
35 NEW MILLENNIUM PIR BILANCIO SIST ITA L	NMPBSI	LU1602469800	95.26	96.17	1.0%	-	-	1	14 511
36 NEW MILLENNIUM VOLACTIVE CLASSE L	NMVOL	LU1148874800	104.27	104.63	0.3%	-	-	1	2 086
37 OPEN CAPITAL PROFESSIONAL ITALY	OCPP1	IT0005279754	88.074	89.971	2.2%	3	187 081	43	3 346 751
38 OPEN CAPITAL TOTAL RETURN CLASSE L	OCPTR	IT0005279515	104.835	106.299	1.4%	4	270 438	176	17 099 383
39 PHARUS ABSOLUTE RETURN CLASS Q	PHSARQ	LU1136401467	106.25	107.17	0.9%	1	640	13	374 554
40 PHARUS ALGO FLEX CLASS Q	PHSAFQ	LU1136402788	90.89	93.32	2.7%	3	101 563	63	1 849 584
41 PHARUS ASIAN NICHE	PHSAN	LU1867027235	86.86	92.01	6.2%	2	12 340	16	626 946
42 PHARUS GLOB DYNAM OPPORTUNITIES CLASS Q	PHSGOQ	LU1136402945	-	-	-	-	-	1	74 920
43 PHARUS MARZOTTO ACTIVE DIVERSIFIED Q	PHSMAD	LU1371515294	-	-	-	-	-	1	1 873
44 PHARUS SICAV - BEST REGULATED COMPANIES	PHSTED	LU1868872802	99.05	95.67	-3.4%	-	-	13	1 510 088
45 PHARUS SOUTHERN EUROPE CLASS Q	PHSESE	LU1578646025	-	-	-	-	-	-	-
46 PHARUS TREND PLAYER CLASS Q	PHSTPO	LU1253867847	145.85	157.43	7.9%	-	-	2	44 418
47 PLURIMA STRATEGY PORTFOLIO A LISTED	PPSPDF	IE00BVDPKX98	10.72	-	n.a.	-	-	-	-
48 SELECTRA J. LAMARCK BIOTECH CLASS D	SELJLB	LU1246176284	131.18	132.95	1.3%	1	537	26	328 537
49 SELECTRA J. LAMARCK PHARMA CLASS D	SELJLP	LU1246176850	89.51	89.72	0.2%	-	-	5	31 873
50 SUMUS STRATEGIC FUND CLASSE Q EUR	HPSDYN	LU1176783774	10.7	10.9	1.9%	1	40 404	10	243 623
51 TIMEO BEST GLOBAL MANAGERS FLEX EQUITY	TNSBEQ	LU1850436491	97.41	98.67	1.3%	1	10 069	3	527 124
52 TORO FUND A	TOROLD	IE00BKTJFJ31	57.164	-	n.a.	2	60 069	113	21 747 612
53 UCAPITAL MULTI ALPHA PLUS FUND A LISTED	PMALPF	IE00BVH9H899	8.208	-	n.a.	-	-	-	-
54 VARENNE VALEUR QUOTA IT	VVAITA	FR0013216991	104.69	107.87	3.0%	-	-	-	-
55 WOODPECKER - FLEXIBLE ROCK CLASSE T	WPCROC	LU1271868874	-	-	-	-	-	9	2 434 833

Markets Analysis
Piazza degli Affari, 6 - 20123 Milano
T +39 02 724261 | Fax +39 02 8646.4323
e-mail: markets_analysis@borsaitaliana.it
www.borsaitaliana.it

 **London**
Stock Exchange Group

This document contains text, data, graphics, photographs, illustrations, artwork, names, logos, trade marks, service marks and information ("Information") connected with Borsa Italiana S.p.A. ("Borsa Italiana").

All reasonable efforts have been made to ensure that the Information in this document was correct at the time of publication. However, Borsa Italiana Spa accepts no liability for decisions taken, or systems-related or other work carried out by any party based on this document. The publication of this document does not represent solicitation, by Borsa Italiana, of public saving and is not to be considered as a recommendation by Borsa Italiana as to the suitability of the investment, if any, herein described.

© August 2020 Borsa Italiana S.p.A. All rights reserved.