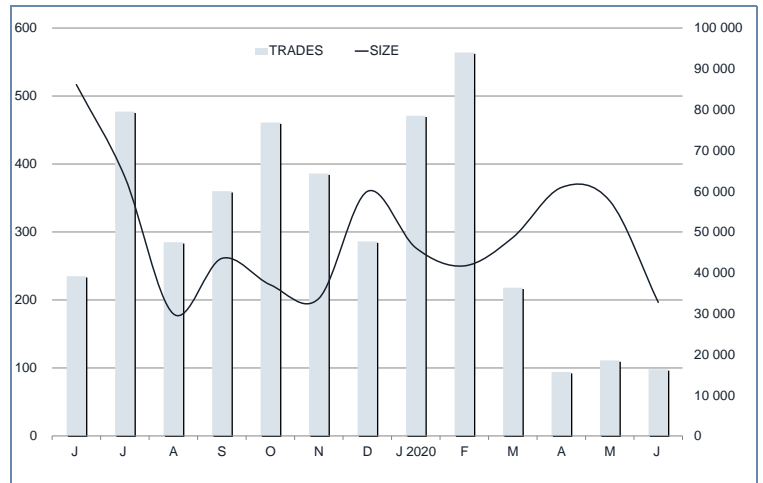
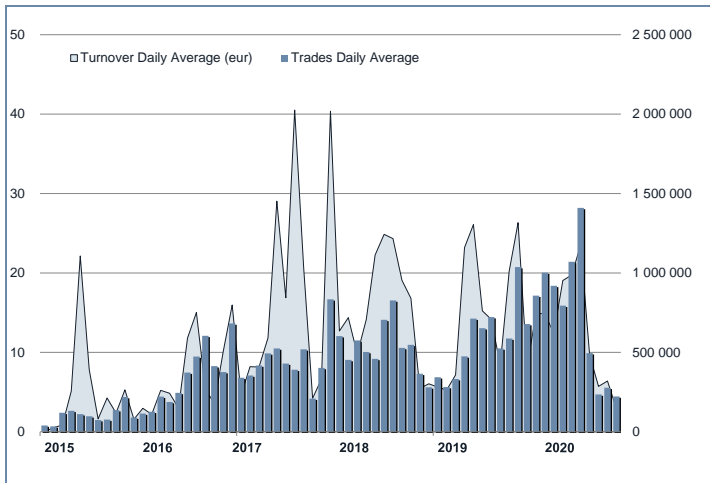


## ATFund Statistics

June 2020

### TRADING EVOLUTION



### MAIN INDICATORS

#### LISTED FUNDS

LISTED END OF MONTH	AUM in MT	
	eur m 29/05/2020	eur m 30/06/2020
CORPORATE AND GOV. BOND	23	53.91
DEVELOPED MARKETS	27	34.95
EMERGING	1	0.20
STYLE		
OTHERS	47	296.25
<b>TOTAL</b>	<b>98</b>	<b>385.31</b>

#### TRADING

	MAY 2020	JUNE 2020	JAN - JUN 2020
	Turnover eur m	Turnover eur m	Turnover eur m
CORPORATE AND GOV. BOND	3.0	0.1	10.06
DEVELOPED MARKETS	0.2	0.1	5.75
EMERGING	0.1	0.0	0.17
STYLE			0.4
OTHERS	3.2	2.9	54.77
<b>TOTAL</b>	<b>6.39</b>	<b>3.21</b>	<b>71.16</b>

#### MOST TRADED IN THE MONTH BY TURNOVER

Name	Trading Code	ISIN	TURNOVER	
			eur m	% TOT
1 OPEN CAPITAL TOTAL RETURN CLASSE L	OCPTR	IT0005279515	1.82	56.7%
2 NEW MILLEN MULTI ASSET OPPORTUN CLASSE L	NMMAO	LU1363165751	0.24	7.3%
3 PHARUS ALGO FLEX CLASS Q	PHSAFQ	LU1136402788	0.23	7.0%
4 ALESSIA - ABSOLUTE RETURN MACRO CLASS Q	AARM01	LU1238726654	0.21	6.4%
5 OPEN CAPITAL PROFESSIONAL ITALY	OCPP1	IT0005279754	0.15	4.5%
6 SELECTRA J. LAMARCK BIOTECH CLASS D	SELJILB	LU1246176264	0.11	3.5%
7 COMPAM FUND FLEXIBLE BOND CLASSE Q	COMFBO	LU1472302576	0.10	3.1%
8 PHARUS SICAV - BEST REGULATED COMPANIES	PHSTED	LU1868872802	0.08	2.4%
9 PHARUS SICAV EUROPE TOTAL RETURN CLASS Q	PSEAFQ	LU1437803767	0.07	2.3%
10 TIMEO BEST GLOBAL MANAGERS FLEX EQUITY	TNSBEQ	LU1850436491	0.02	0.7%

#### MOST TRADED IN THE YEAR BY TURNOVER

Name	Trading Code	ISIN	TURNOVER	
			eur m	% TOT
1 OPEN CAPITAL TOTAL RETURN CLASSE L	OCPTR	IT0005279515	14.63	20.6%
2 TORO FUND A	TOROLD	IE00BKTPJF31	14.10	19.8%
3 NEW MILLEN MULTI ASSET OPPORTUN CLASSE L	NMMAO	LU1363165751	8.16	11.5%
4 PHARUS LIQUIDITY CLASS Q	PHSLO	LU1136401384	4.14	5.8%
5 OPEN CAPITAL PROFESSIONAL ITALY	OCPP1	IT0005279754	3.14	4.4%
6 WOODPECKER - FLEXIBLE ROCK CLASSE T	WPCROC	LU1271869874	2.43	3.4%
7 WOODPECKER - BALANCED BRAVE CLASSE T	WPCBRA	LU1271869445	1.82	2.6%
8 ACOMEA LIQUIDITA' CLASSE Q2	ACALIQ	IT0005090854	1.77	2.5%
9 ACOMEA PATRIMONIO AGGRESSIVO CLASSE Q2	ACAAGG	IT0005091084	1.75	2.5%
10 PHARUS ALGO FLEX CLASS Q	PHSAFQ	LU1136402788	1.49	2.1%

#### What is ATFund (@Fund)

ATFund is a multilateral trading facilities (MTF) for open-end funds. Clients can enter buy and sell orders between 8:00 a.m. and 10:55 a.m. Orders must indicate the quantity only. Between 10:55 and 11 a.m. only the Appointed Intermediary can insert orders to execute the imbalance between buy and sell quantities. Trades are concluded within one minute after 11 am. Contracts concluded at T are valued the following day (T+1) with the NAV (in Euro) as of day T provided by the issuers of listed funds by the cut-off time (5:00 pm). Trades, valued at NAV, are settled in Monte Titoli the third day following the conclusion of contracts (T+3).

#### News:

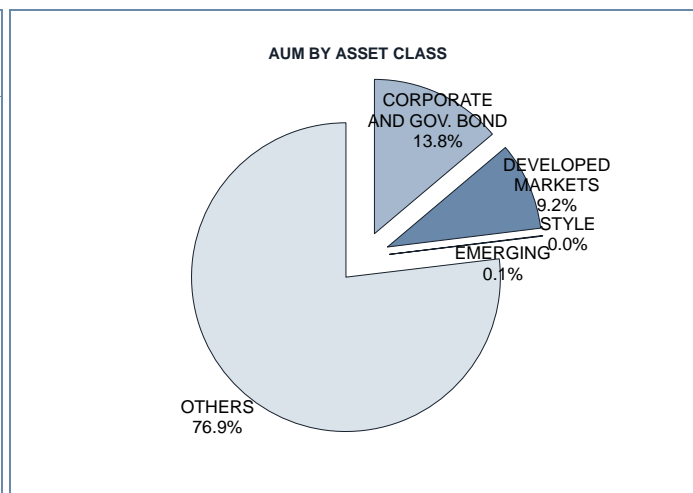
ATFund AUM reached €395.90m (+3.51% vs June 2019).

Note: ATFund figures are included in the ETFPlus until September 2018

TURNOVER		MAY 2020		JUNE 2020		YEAR 2020			
		Trades	Turnover eur m	Trades	Turnover eur m	Trades	% TOT	Turnover eur m	% TOT
0	20 000	67	0.36	65	0.34	1 070	68.8%	3.08	4.3%
20 000	50 000	12	0.42	13	0.43	167	10.7%	5.74	8.1%
50 000	100 000	15	1.02	10	0.62	118	7.6%	8.47	11.9%
100 000	500 000	15	2.86	9	1.22	184	11.8%	39.60	55.6%
500 000		2	1.74	1	0.61	17	1.1%	14.27	20.1%
<b>TOTAL</b>		<b>111</b>	<b>6.39</b>	<b>98</b>	<b>3.21</b>	<b>1 556</b>		<b>71.16</b>	

## FOCUS

FUNDS WITH HIGHEST TURNOVER				
MONTH	NAME	TRADING CODE	ISIN	EUR
JUNE	ALESSIA - VOLCOR BETA ZERO CLASS Q	AVBZ01	LU1238726811	7 504 625
JULY	NEW MILLEN MULTI ASSET OPPORTUN CLASSE L	NMMAO	LU1363165751	6 839 607
AUGUST	NEW MILLEN MULTI ASSET OPPORTUN CLASSE L	NMMAO	LU1363165751	1 825 213
SEPTEMBER	OPEN CAPITAL TOTAL RETURN CLASSE L	OCPTR	IT0005279515	5 679 115
OCTOBER	NEW MILLEN MULTI ASSET OPPORTUN CLASSE L	NMMAO	LU1363165751	4 050 294
NOVEMBER	OPEN CAPITAL TOTAL RETURN CLASSE L	OCPTR	IT0005279515	4 979 184
DECEMBER	COMPAM FUND FLEXIBLE BOND CLASSE Q	COMFB0	LU1472302576	5 631 606
JANUARY 2020	TORO FUND A	TOROLD	IE00BKTPJF31	6 060 557
FEBRUARY	TORO FUND A	TOROLD	IE00BKTPJF31	7 416 904
MARCH	OPEN CAPITAL TOTAL RETURN CLASSE L	OCPTR	IT0005279515	2 498 697
APRIL	BASE INV FLEX LOW RISK EXPOS CLASS EUR L	FLEXLO	LU1242466875	1 005 750
MAGGIO	PHARUS LIQUIDITY CLASS Q	PHSLQ	LU1136401384	1 738 872
JUNE	OPEN CAPITAL TOTAL RETURN CLASSE L	OCPTR	IT0005279515	1 818 715



## MAIN INDICATORS - DEVELOPED MARKETS

Name	Trading Code	ISIN	Reference Price			JUNE 2020		JAN - JUN 2020	
			29/05/2020	30/06/2020	Var %	trades	Turnover €	trades	Turnover €
1 8A+ EIGER - CLASSE Q	8AECQ	IT0005114530	92.55	95.941	3.7%	2	987	12	834 353
2 8A+ GRAN PARADISO - CLASSE Q	8AGCQ	IT0005137770	85.158	83.106	-2.4%	-	-	-	-
3 ACOMEA AMERICA CLASSE Q2	ACAAME	IT0005091142	19.952	20.031	0.4%	-	-	30	23 146
4 ACOMEA ASIA PACIFICO CLASSE Q2	ACAAPA	IT0005091183	5.817	5.809	-0.1%	-	-	57	45 859
5 ACOMEA EUROPA CLASSE Q2	ACAIEP	IT0005091167	13.35	13.924	4.3%	4	944	49	15 158
6 ACOMEA GLOBALE CLASSE Q2	ACAGLO	IT0005091100	12.842	13.146	2.4%	1	335	54	287 736
7 ACOMEA ITALIA CLASSE Q2	ACAITA	IT0005091233	18.863	19.905	5.5%	4	1 425	110	9 042
8 ALBEMARLE TARGET EUROPE - CLASS X	ATLTEU	IE00BYZZQ212	-	-	-	-	-	-	-
9 ALBEMARLE TARGET ITALY - CLASS X	ATLTIH	IE00BYZZPY67	-	-	-	-	-	-	-
10 ALBEMARLE TARGET ITALY HEDGED - CLASS X	ATLTIH	IE00BDHF6114	-	-	-	-	-	-	-
11 ALESSIA - VOLCOR BETA ZERO CLASS Q	AVBZ01	LU1238726811	111.25	110.42	-0.7%	-	-	12	214 175
12 APSLEY FUND ICAV - OPTIMA STAR FUND	OPTMSF	IE00BD29X585	102.036	103.143	1.1%	-	-	1	99
13 ATOMO MADE IN ITALY FUND - CLASSE L	ATMMIF	LU1391064828	120.36	121.66	1.1%	-	-	2	213 190
14 COMPAM ACTIVE EQUITY SELECTION CLASSE Q	COMAES	LU1275426606	102.895	109.403	6.3%	1	109	1	109
15 COMPAM ACTIVE GLOBAL LONG SHORT	COMAEE	LU1275425897	86.62	89.25	3.0%	-	-	-	-
16 COMPAM FUND - SB EQUITY CLASSE Q	COMSBE	LU1275426275	126.489	127.717	1.0%	-	-	5	28 945
17 COMPAM FUND ACTIVE GLOBAL EQUITY	COMGEQ	LU1783934646	-	-	-	-	-	-	-
18 DIAMAN SICAV MATHEMATICS EUR CLASS P	DIAMAM	LU0277563010	-	-	-	-	-	3	5 039
19 FINLABO DYNAMIC EQUITY - CLASSE L	FINLDE	LU1397788552	86.13	85.93	-0.2%	-	-	4	433 391
20 NEW MILLENNIUM EURO EQUITIES CLASSE L	NMEE	LU1148873406	56.95	59.44	4.4%	-	-	1	9 539
21 NEW MILLENNIUM GLOBAL EQUITIES EUR HED L	NMGE	LU1148873588	99.29	100.71	1.4%	-	-	-	-
22 PHARUS GLOBAL VALUE EQUITY CLASS Q	PSGVQ	LU1371515534	121.75	123.63	1.5%	-	-	3	470 103
23 PHARUS GLOBAL VALUE EQUITY CLASS QH	PSGVQH	LU1371515880	118.02	120.73	2.3%	1	18 267	10	265 546
24 PHARUS GLOBAL VALUE EQUITY CLASS QHD	PSGVQH	LU1574104151	99.75	102.06	2.3%	-	-	3	340 070
25 PHARUS INTERNATIONAL EQUITY QUANT CLASS Q	PHSIEQ	LU1136402192	97.26	98.53	1.3%	1	9 620	4	139 397
26 PHARUS SICAV ELECTRIC MOBILITY NICHES	PHSEMN	LU1867072495	93.2	99.7	7.0%	2	11 360	10	297 134
27 PHARUS SICAV EUROPE TOTAL RETURN CLASS Q	PSEAFQ	LU1437803767	98.41	104.93	6.6%	2	73 561	8	248 556
28 PHARUS SICAV NEXT REVOLUTION CLASS Q	PHSVQ	LU1136401970	109.97	115.79	5.3%	4	10 472	14	52 833
29 QUAESTIO - PIR SMALL CAP	QPIRSC	IT0005345373	-	-	-	-	-	-	-
30 VG SICAV EUROPEAN EQUITY FUND CLASSE L	VGEUEQ	LU1501201872	-	-	-	-	-	-	-
31 VG SICAV US EQUITY FUND CLASSE L	VGUSEQ	LU1501194218	-	-	-	-	-	-	-
32 VG SICAV WORLD EQUITY FUND CLASSE L	VGWEOQ	LU1501196932	-	-	-	-	-	-	-
33 WOODPECKER - BALANCED BRAVE CLASSE T	WPCBRA	LU1271869445	-	-	-	-	-	9	1 815 227
34 WOODPECKER - PURE EQUITY CLASSE T	WPCPEQ	LU1271869791	-	-	-	-	-	1	3 032

## MAIN INDICATORS - CORPORATE AND GOV. BOND

Name	Trading Code	ISIN	29/05/2020	Reference Price 30/06/2020	Var %	JUNE 2020 Turnover €	Trades	JAN - JUN 2020 Turnover €	Trades
1 ACOMEA BREVE TERMINE CLASSE Q2	ACABRT	IT0005090870	16.317	16.643	2.0%	2	21 502	84	917 027
2 ACOMEA EUROBLIGAZIONARIO CLASSE Q2	ACAEUO	IT0005090896	19.641	20.291	3.3%	2	12 139	80	522 549
3 ACOMEA LIQUIDITA' CLASSE Q2	ACALIQ	IT0005090854	8.962	9.046	0.9%	-	-	21	1 767 676
4 ACOMEA PERFORMANCE CLASSE Q2	ACAPER	IT0005090912	23.876	24.559	2.9%	-	-	21	1 001 173
5 AISM LOW VOLATILITY FUND - E PLUS	AISMVL	LU1280406884	83.44	84.27	1.0%	-	-	5	128 611
6 BASE INV BONDS VALUE CLASS EUR L	BONVAL	LU1242466289	109.21	112.88	3.4%	6	1 128	24	27 110
7 COMPAM FUND - SB BOND CLASSE Q	COMSBF	LU1275426432	103.27	103.596	0.3%	-	-	4	252 575
8 COMPAM FUND FLEXIBLE BOND CLASSE Q	COMFBO	LU1472302576	99.166	99.978	0.8%	2	99 975	10	642 061
9 DIAMAN SICAV DYNAMIC INCOME CLASS P	DIABDB	LU0277562558	-	-	-	-	-	-	-
10 DIAMAN SICAV TARGET STRATEGY CLASS P	DIAMTS	LU1172430875	-	-	-	-	-	-	-
11 INVESTIMENTI SOSTENIBILI LIFE GATE	LGINVS	IT0005215709	101.017	101.786	0.8%	-	-	2	11 022
12 NEW MILLEN EVERG GL HI YLD BOND CLASSE L	NMEGH	LU1363165918	80.48	82.23	2.2%	-	-	-	-
13 NEW MILLENNIUM AUGUST HIGH QUALIT BOND L	NMHHGB	LU1148873745	150	152.13	1.4%	-	-	-	-
14 NEW MILLENNIUM AUGUSTUM CORPORATE BOND L	NMCS	LU1148874396	219.08	224.43	2.4%	-	-	2	152 027
15 NEW MILLENNIUM EURO BONDS SHORT TERM L	NMEBST	LU1148873661	136.1	136.64	0.4%	-	-	1	38 441
16 NEW MILLENNIUM EX EUR HIGH QUALIT BOND L	NMEXHQ	LU1148873828	108.36	108.68	0.3%	-	-	1	28 278
17 NEW MILLENNIUM INFLAT LINK BOND EUROP L	NMILB	LU1148874040	105.25	106.59	1.3%	-	-	3	8 476
18 NEW MILLENNIUM ITALIAN DIVERSIF BOND L	NMIDB	LU1148874479	128.73	132	2.5%	-	-	3	13 241
19 NEW MILLENNIUM LARGE EUROPE CORPORATE L	NMILEC	LU1148874123	141.85	142.97	0.8%	-	-	1	21 978
20 PHARUS BOND OPPORTUNITIES CLASS Q	PHBSOO	LU1136401111	93.74	96.38	2.8%	2	4 327	8	207 654
21 PHARUS LIQUIDITY CLASS Q	PHSLQ	LU1136401384	99.81	100.84	1.0%	-	-	11	4 144 492
22 PHARUS MARZOTTO ACTIVE BOND Q	PHSMAB	LU1371515021	-	-	-	-	-	1	2 049
23 PHARUS TARGET CLASS Q	PHSTQ	LU1136402432	69.77	71.61	2.6%	2	5 444	8	177 286
24 PLURIMA GLOBAL STAR RETURN FUND A LISTED	POGSRF	IE00BZZZR401	-	-	-	-	-	-	-
25 VG SICAV GLOBAL BOND CLASSE L	VGGLBD	LU1501204389	-	-	-	-	-	-	-

## MAIN INDICATORS - EMERGING, STYLE AND OTHERS

Name	Trading Code	ISIN	29/05/2020	Reference Price 30/06/2020	Var %	JUNE 2020 Turnover €	Trades	JAN - JUN 2020 Turnover €	Trades
1 8A+ LATEMAR - CLASSE Q	8ALCQ	IT0005114522	98.746	100.524	1.8%	-	-	-	-
2 ACOMEA FONDO ETF ATTIVO CLASSE Q2	ACAEAT	IT0005090938	-	-	-	-	-	12	833 855
3 ACOMEA PAESI EMERGENTI CLASSE Q2	ACAPEM	IT0005091126	7.126	7.575	6.3%	2	12 685	59	169 648
4 ACOMEA PATRIMONIO AGGRESSIVO CLASSE Q2	ACAAGG	IT0005091084	4.049	4.167	2.9%	1	381	71	1 746 222
5 ACOMEA PATRIMONIO DINAMICO CLASSE Q2	ACADIN	IT0005091068	5.593	5.742	2.7%	1	289	58	461 616
6 ACOMEA PATRIMONIO ESENTI CLASSE Q2	ACAESE	IT0005252801	4.916	5.137	4.5%	1	154	3	2 491
7 ACOMEA PATRIMONIO PRUDENTE CLASSE Q2	ACAPRU	IT0005091019	6.646	6.846	3.0%	-	-	60	41 860
8 ALESSIA - ABSOLUTE RETURN MACRO CLASS Q	AARM01	LU1238726654	102.62	103.83	1.2%	1	206 920	2	355 197
9 AMAGIS DYNAMIC ALLOC TOT RET FUND LI EUR	ADA113	MT7000015665	91.67	91.36	-0.3%	-	-	8	122 101
10 AQA COLOMBO EXTRA RETURN FUND CLASS D	CXR	MT7000024006	76.2748	79.4476	4.2%	1	19 699	17	773 771
11 ATOMO CARPINUS - CLASSE L	ATMCAR	LU1391065718	82.76	84.75	2.4%	-	-	-	-
12 ATOMO GLOBAL RETURN - CLASSE L	ATMGLR	LU1391065295	82.76	84.75	2.4%	2	15 125	20	598 194
13 ATOMO MULTI STRATEGY - CLASSE L	ATMMST	LU1391065478	117.12	115.66	-1.2%	-	-	4	189 187
14 ATOMO PLAB FLEX ABSOLUTE FUND - CLASSE L	ATMPFL	LU1391065551	97.09	99.23	2.2%	-	-	-	-
15 BASE INV BONDS MULTICURRENCY CLASS EUR L	BONMUL	LU1242466446	93.85	93.66	-0.2%	-	-	-	-
16 BASE INV FLEX LOW RISK EXPOS CLASS EUR L	FLEXLO	LU1242466875	97.38	100.44	3.1%	5	503	13	1 006 860
17 COMPAM ACTIVE MARKET NEUTRAL CLASSE Q	COMAMN	LU1275426788	-	-	-	-	-	5	405 141
18 COMPAM FUND - SB FLEXIBLE CLASSE Q	COMSBF	LU1275426358	95.862	96.734	0.9%	-	-	-	-
19 COMPAM FUND ACTIVE BOND PLUS	COMABP	LU2039855171	-	-	-	-	-	-	-
20 COMPAM FUND DOUBLE ACTION FOCUS	COMDAF	LU1920289813	-	-	-	-	-	11	28 708
21 COMPAM FUND GLOBAL FLEXIBLE BLEND	COMGFB	LU1769738383	91.737	90.769	-1.1%	-	-	3	171 011
22 COMPAM FUND SB CONVEX CLASSE Q	COMSCB	LU1468873846	143.446	149.873	4.5%	1	7 135	9	118 279
23 COMPAM GLOBAL DIVERSIFIED CLASSE Q	COMGDD	LU1275426515	85.437	88.903	4.1%	-	-	-	-
24 EUREGIO+ GENERATION DYNAMIC PIR	PPDYP	IT0005347585	-	-	-	-	-	-	-
25 FCS FLEX ABLE GROWTH PLUS FUND CLASS B	FLEXAP	LU1720052098	71.08	66.68	-6.2%	-	-	-	-
26 HPS BASIC FUND CLASSE Q EUR	HPSBAS	LU1176781729	12.03	12.76	6.1%	-	-	5	10 617
27 INTERMONTE FLEXIBLE EUROPE	INTFE	LU1688213104	9.55	9.92	3.9%	-	-	4	257 741
28 LUXBRIDGE SICAV - JCI FX MACRO	JCFXMA	LU1882532614	86.94	n.a.	-	-	-	1	43 659
29 METHOD ATTRAC GLOB OPPORTUN LIST ACC EUR	MAGO	LU1322032373	-	-	-	-	-	-	-
30 MULTI STAR SICAV - HEARTH ETHICAL FUND	MSHSEQ	LU1838949807	96.49	97.87	1.4%	-	-	1	9 966
31 MULTISTARS SICAV-ALFASUSTAINABLEMEGATREN	MSQCCQ	LU1838949516	95.9	96.49	0.6%	-	-	2	20 184
32 NEW MILLEN MULTI ASSET OPPORTUN CLASSE L	NMMAO	LU1363165751	97.08	98.46	1.4%	5	235 504	70	8 155 760
33 NEW MILLENNIUM AUGUSTUM MARKET TIMING L	NMMT	LU1148874636	108.43	110.1	1.5%	-	-	-	-
34 NEW MILLENNIUM BALANC WORLD CONSERVAT L	NMBWC	LU1148874552	154.02	155.62	1.0%	-	-	6	467 362
35 NEW MILLENNIUM PIR BILANCIATO SIST ITA L	NMPBSI	LU1602468800	93.83	95.15	1.4%	-	-	1	14 511
36 NEW MILLENNIUM VOLACTIVE CLASSE L	NMIVOL	LU1148874800	104.66	105.2	0.5%	-	-	1	2 686
37 OPEN CAPITAL PROFESSIONAL ITALY	OCPP1	IT0005279754	84.636	89.193	5.4%	4	145 771	36	3 139 964
38 OPEN CAPITAL TOTAL RETURN CLASSE L	OCPTL	IT0005279515	101.867	104.444	2.5%	18	1 818 715	155	14 629 859
39 PHARUS ABSOLUTE RETURN CLASS Q	PHSARO	LU1136401467	103.84	104.69	0.8%	2	16 620	11	371 489
40 PHARUS ALGO FLEX CLASS Q	PHSAFO	LU1136402788	87.29	88.34	1.2%	7	226 167	54	1 493 538
41 PHARUS ASIAN NICHES	PHSAN	LU1867072735	86.25	89.32	3.6%	-	-	13	610 096
42 PHARUS GLOB DYNAM OPPORTUNITIES CLASS Q	PHSGOO	LU1136402945	-	-	-	-	-	1	74 320
43 PHARUS MARZOTTO ACTIVE DIVERSIFIED Q	PHSMAD	LU1371515294	-	-	-	-	-	-	1 873
44 PHARUS SICAV - BEST REGULATED COMPANIES	PHSTED	LU1868872802	98.3	95.97	-2.4%	3	76 932	11	1 439 900
45 PHARUS SOUTHERN EUROPE CLASS Q	PHSSE	LU1578646025	-	-	-	-	-	-	-
46 PHARUS TREND PLAYER CLASS Q	PHSTPO	LU1253867847	135.85	141.72	4.3%	-	-	-	-
47 PLURIMA STRATEGY PORTFOLIO A LISTED	PPSPPOF	IE00BVDPMK98	10.493	10.571	0.7%	-	-	1	26 000
48 SELECTRA J LAMARCK BIOTECH CLASS D	SELJLB	LU1246176264	138.99	139.87	0.6%	4	111 984	21	263 857
49 SELECTRA J LAMARCK PHARMA CLASS D	SELJLP	LU1246176850	95.51	94.05	-1.5%	1	20 848	4	31 587
50 SUMUS STRATEGIC FUND CLASSE Q EUR	HPSDYN	LU1176783774	10.37	10.55	1.7%	-	-	9	203 219
51 TIMEO BEST GLOBAL MANAGERS FLEX EQUITY	TMSBEO	LU1850436491	94.96	95.33	0.4%	1	22 913	2	517 054
52 TORO FUND A	TOROLD	IE008KTPJF31	63.112	60.731	-3.8%	-	-	89	14 103 319
53 UCAPITAL MULTI ALPHA PLUS FUND A LISTED	PMALPF	IE00BV9H9S99	8.208	8.208	0.0%	-	-	-	-
54 VARENNE VALEUR QUOTA IT	VVAITA	FR0013216991	106.47	105.79	-0.6%	-	-	-	-
55 WOODPECKER - FLEXIBLE ROCK CLASSE T	WPCROC	LU1271868874	-	-	-	-	-	9	2 434 833

Markets Analysis  
Piazza degli Affari, 6 - 20123 Milano  
T +39 02 724261 | Fax +39 02 8646.4323  
e-mail: markets\_analysis@borsaitaliana.it  
[www.borsaitaliana.it](http://www.borsaitaliana.it)

 **London**  
Stock Exchange Group

This document contains text, data, graphics, photographs, illustrations, artwork, names, logos, trade marks, service marks and information ("Information") connected with Borsa Italiana S.p.A. ("Borsa Italiana"). All reasonable efforts have been made to ensure that the Information in this document was correct at the time of publication. However, Borsa Italiana S.p.A. accepts no liability for decisions taken, or systems-related or other work carried out by any party based on this document. The publication of this document does not represent solicitation, by Borsa Italiana, of public saving and is not to be considered as a recommendation by Borsa Italiana as to the suitability of the investment, if any, herein described.

© June 2020 Borsa Italiana S.p.A. All rights reserved.