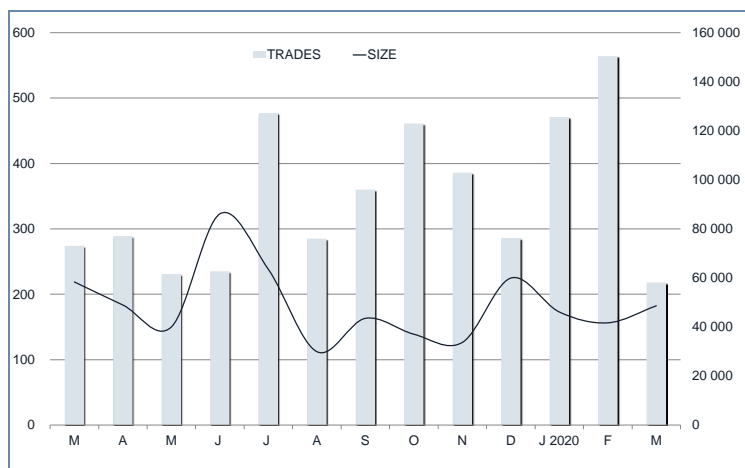
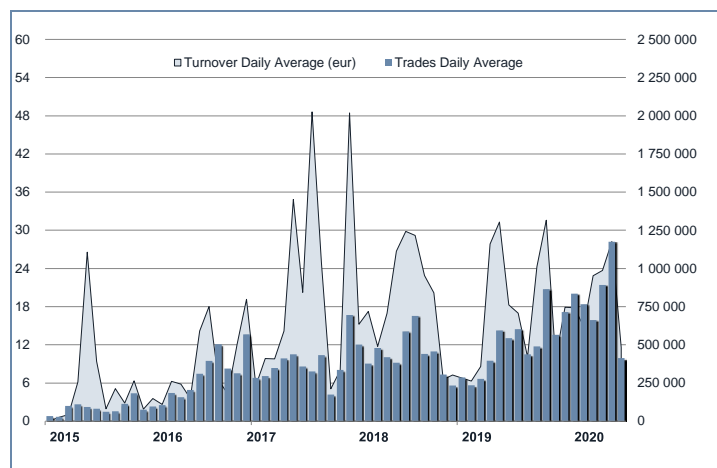


## ATFund Statistics

March 2020

### TRADING EVOLUTION



### MAIN INDICATORS

#### LISTED FUNDS

LISTED END OF MONTH	AUM in MT	
	eur m 28/02/2020	eur m 31/03/2020
CORPORATE AND GOV. BOND	25	55.09
DEVELOPED MARKETS	31	39.37
EMERGING	1	0.07
STYLE	1	0.55
OTHERS	50	325.16
<b>TOTAL</b>	<b>108</b>	<b>420.24</b>

#### TRADING

	FEBRUARY 2020	MARCH 2020	JAN - MAR 2020
	Turnover eur m	Turnover eur m	Turnover eur m
CORPORATE AND GOV. BOND	2.1	0.8	5.88
DEVELOPED MARKETS	1.2	2.9	5.11
EMERGING	0.0	0.1	0.10
STYLE	0.1	0.3	0.4
OTHERS	20.0	6.5	44.35
<b>TOTAL</b>	<b>23.51</b>	<b>10.60</b>	<b>55.83</b>

#### MOST TRADED IN THE MONTH BY TURNOVER

Name	Trading Code	ISIN	TURNOVER	
			eur m	% TOT
1 OPEN CAPITAL TOTAL RETURN CLASSE L	OCPTR	IT0005279515	2.50	23.6%
2 OPEN CAPITAL PROFESSIONAL ITALY	OCPPI	IT0005279754	0.98	9.2%
3 WOODPECKER - BALANCED BRAVE CLASSE T	WPCBRA	LU1271869445	0.83	7.8%
4 8A+ EIGER - CLASSE Q	8AECQ	IT0005114530	0.78	7.4%
5 ACOMEA LIQUIDITA' CLASSE Q2	ACALIQ	IT0005090854	0.56	5.3%
6 TORO FUND A	TOROLD	IE00BKTPJF31	0.52	4.9%
7 PHARUS ASIAN NICHES	PHSAN	LU1867072735	0.48	4.5%
8 NEW MILLEN MULTI ASSET OPPORTUN CLASSE L	NMMAO	LU1363165751	0.48	4.5%
9 FINLABO DYNAMIC EQUITY - CLASSE L	FINLDE	LU1397788552	0.42	4.0%
10 NEW MILLENNIUM BALANC WORLD CONSERVAT L	NMBWC	LU1148874552	0.38	3.6%

#### MOST TRADED IN THE YEAR BY TURNOVER

Name	Trading Code	ISIN	TURNOVER	
			eur m	% TOT
1 TORO FUND A	TOROLD	IE00BKTPJF31	14.00	25.1%
2 OPEN CAPITAL TOTAL RETURN CLASSE L	OCPTR	IT0005279515	10.93	19.6%
3 NEW MILLEN MULTI ASSET OPPORTUN CLASSE L	NMMAO	LU1363165751	7.00	12.5%
4 WOODPECKER - FLEXIBLE ROCK CLASSE T	WPCROC	LU1271869874	2.43	4.4%
5 OPEN CAPITAL PROFESSIONAL ITALY	OCPPI	IT0005279754	2.36	4.2%
6 PHARUS LIQUIDITY CLASS Q	PHSLQ	LU1136401384	2.26	4.0%
7 WOODPECKER - BALANCED BRAVE CLASSE T	WPCBRA	LU1271869445	1.82	3.3%
8 ACOMEA LIQUIDITA' CLASSE Q2	ACALIQ	IT0005090854	1.15	2.1%
9 PHARUS ALGO FLEX CLASS Q	PHSAFQ	LU1136402788	1.05	1.9%
10 ACOMEA PATRIMONIO AGGRESSIVO CLASSE Q2	ACAAGG	IT0005091084	1.04	1.9%

### What is ATFund (@Fund)

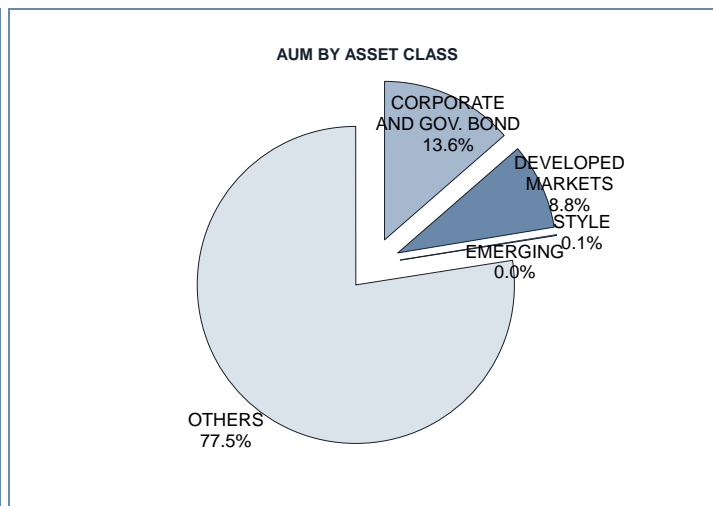
ATFund is a multilateral trading facilities (MTF) for open-end funds.  
 Clients can enter buy and sell orders between 8:00 a.m. and 10:55 a.m. Orders must indicate the quantity only.  
 Between 10:55 and 11 a.m. only the Appointed Intermediary can insert orders to execute the imbalance between buy and sell quantities. Trades are concluded within one minute after 11 am.  
 Contracts concluded at T are valued the following day (T+1) with the NAV (in Euro) as of day T provided by the issuers of listed funds by the cut-off time (5:00 pm).  
 Trades, valued at NAV, are settled in Monte Titoli the third day following the conclusion of contracts (T+3).

#### News:

TURNOVER		FEBRUARY 2020		MARCH 2020		YEAR 2020			
		Trades	Turnover eur m	Trades	Turnover eur m	Trades	% TOT	Turnover eur m	% TOT
0	20 000	419	0.69	139	0.46	885	70.6%	2.05	3.7%
20 000	50 000	55	1.74	27	1.08	121	9.7%	4.11	7.4%
50 000	100 000	25	1.68	23	1.77	87	6.9%	6.42	11.5%
100 000	500 000	61	14.64	27	5.62	149	11.9%	33.54	60.1%
500 000		4	4.77	2	1.67	11	0.9%	9.71	17.4%
<b>TOTAL</b>		<b>564</b>	<b>23.51</b>	<b>218</b>	<b>10.60</b>	<b>1 253</b>		<b>55.83</b>	

## FOCUS

FUNDS WITH HIGHEST TURNOVER				
MONTH	NAME	TRADING CODE	ISIN	EUR
MARCH	OPEN CAPITAL TOTAL RETURN CLAS	OCPTR	IT0005279515	3 895 344
APRIL	OPEN CAPITAL TOTAL RETURN CLAS	OCPTR	IT0005279515	5 904 673
MAY	OPEN CAPITAL TOTAL RETURN CLAS	OCPTR	IT0005279515	1 618 212
JUNE	ALESSIA - VOLCOR BETA ZERO CLAS	AVBZ01	LU1238726811	7 504 625
JULY	NEW MILLEN MULTI ASSET OPPORTU	NMMAO	LU1363165751	6 839 607
AUGUST	NEW MILLEN MULTI ASSET OPPORTU	NMMAO	LU1363165751	1 825 213
SEPTEMBER	OPEN CAPITAL TOTAL RETURN CLAS	OCPTR	IT0005279515	5 679 115
OCTOBER	NEW MILLEN MULTI ASSET OPPORTU	NMMAO	LU1363165751	4 050 294
NOVEMBER	OPEN CAPITAL TOTAL RETURN CLAS	OCPTR	IT0005279515	4 979 184
DECEMBER	COMPAM FUND FLEXIBLE BOND CLAS	COMFBO	LU1472302576	5 631 606
JANUARY 2020	TORO FUND A	TOROLD	IE00BKTPJF31	6 060 557
FEBRUARY	TORO FUND A	TOROLD	IE00BKTPJF31	7 416 904
MARCH	OPEN CAPITAL TOTAL RETURN CLAS	OCPTR	IT0005279515	2 498 697



## MAIN INDICATORS - DEVELOPED MARKETS

Name	Trading Code	ISIN	Reference Price			MARCH 2020		JAN - MAR 2020	
			28/02/2020	31/03/2020	Var %	trades	Turnover €	trades	Turnover €
1 8A+ EIGER - CLASSE Q	8AECQ	IT0005114530	103.989	82.531	-20.6%	4	783 474	10	833 366
2 8A+ GRAN PARADISO - CLASSE Q	8AGCQ	IT0005137770	89.134	83.661	-6.1%	-	-	-	-
3 ACOMEA AMERICA CLASSE Q2	ACAAME	IT0005091142	20.336	16.765	-17.6%	1	21	30	23 146
4 ACOMEA ASIA PACIFICO CLASSE Q2	ACAAPA	IT0005091183	5.938	5.215	-12.2%	2	179	54	45 061
5 ACOMEA EUROPA CLASSE Q2	ACAEP	IT0005091167	15.789	11.824	-25.1%	3	327	41	13 233
6 ACOMEA GLOBALE CLASSE Q2	ACAGLO	IT0005091100	14.162	11.065	-21.9%	5	207 257	47	226 434
7 ACOMEA ITALIA CLASSE Q2	ACAITA	IT0005091233	22.502	17.15	-23.8%	28	1 408	105	7 422
8 ALBEMARLE TARGET EUROPE - CLASS X	ATLTEU	IE00BYZQ212	-	-	-	-	-	-	-
9 ALBEMARLE TARGET ITALY - CLASS X	ATLTI	IE00BYZPY67	103.2422	-	n.a.	-	-	-	-
10 ALBEMARLE TARGET ITALY HEDGED - CLASS X	ATLTIH	IE00BDHF6114	81.3508	-	n.a.	-	-	-	-
11 ALESSIA - VOLCOR BETA ZERO CLASS Q	AVBZ01	LU1238726811	117.05	107	-8.6%	1	2 278	11	209 428
12 APSLEY FUND ICAV - OPTIMA STAR FUND	OPTMSF	IE00BDZ9X585	100.277	98.799	-1.5%	-	-	1	99
13 ATOMO MADE IN ITALY FUND - CLASSE L	ATMMIF	LU1391064828	129.27	103.78	-19.7%	1	102 910	1	102 910
14 COMPAM ACTIVE EQUITY SELECTION CLASSE Q	COMAES	LU1275426806	114.353	91.43	-20.0%	-	-	-	-
15 COMPAM ACTIVE GLOBAL LONG SHORT	COMAEE	LU1275425897	88.897	81.478	-8.3%	-	-	-	-
16 COMPAM FUND - SB EQUITY CLASSE Q	COMSBE	LU1275426275	121.235	111.835	-7.8%	-	-	4	13 963
17 COMPAM FUND ACTIVE GLOBAL EQUITY	COMGEQ	LU1783934646	-	-	-	-	-	-	-
18 DIAMAN SICAV MATHEMATICS EUR CLASS P	DIAMAM	LU0277563010	828.99	733.63	-11.5%	1	1 342	2	2 204
19 FINLABO DYNAMIC EQUITY - CLASSE L	FINLDE	LU1397788552	91.79	86.31	-6.0%	3	423 647	4	433 391
20 NEW MILLENNIUM EURO EQUITIES CLASSE L	NMEE	LU1148873406	59.62	50.65	-15.0%	-	-	1	9 539
21 NEW MILLENNIUM GLOBAL EQUITIES EUR HED L	NMGE	LU1148873588	95.6	86.33	-9.7%	-	-	-	-
22 PHARUS GLOBAL VALUE EQUITY CLASS Q	PSGVQ	LU1371515534	118	109.8	-6.9%	-	-	1	230 307
23 PHARUS GLOBAL VALUE EQUITY CLASS QH	PSGVQH	LU1371515880	113.51	105.72	-6.9%	5	138 399	9	247 279
24 PHARUS GLOBAL VALUE EQUITY CLASS QHD	PSGVQHD	LU1574104151	97.3	89.35	-8.2%	2	293 460	2	293 460
25 PHARUS INTERNATIONAL EQUITY QUANT CLASS Q	PHSIEQ	LU1136402192	97.79	88.61	-9.4%	-	-	1	119 129
26 PHARUS SICAV ELECTRIC MOBILITY NICHES	PHSEM	LU1867072495	95.53	77.28	-19.1%	5	161 331	7	280 763
27 PHARUS SICAV EUROPE TOTAL RETURN CLASS Q	PSEAFQ	LU1437803767	107.6	85.84	-20.2%	-	-	5	157 356
28 PHARUS SICAV NEXT REVOLUTION CLASS Q	PHSVC	LU1136401970	102.71	94.45	-8.0%	-	-	2	40 957
29 QUAESTIO - PIR SMALL CAP	QPIRSC	IT0005345373	-	-	-	-	-	-	-
30 VG SICAV EUROPEAN EQUITY FUND CLASSE L	VGEUEQ	LU1501201872	-	-	-	-	-	-	-
31 VG SICAV US EQUITY FUND CLASSE L	VGUSEQ	LU1501194218	-	-	-	-	-	-	-
32 VG SICAV WORLD EQUITY FUND CLASSE L	VGWOEQ	LU1501196932	-	-	-	-	-	-	-
33 WOODPECKER - BALANCED BRAVE CLASSE T	WPCBRA	LU1271869445	117.231	-	n.a.	3	831 616	9	1 815 227
34 WOODPECKER - PURE EQUITY CLASSE T	WPCPEQ	LU1271869791	123.872	-	n.a.	-	-	1	3 032

