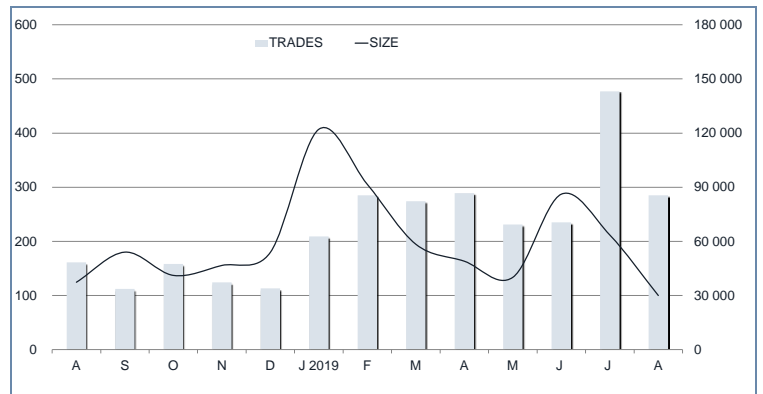
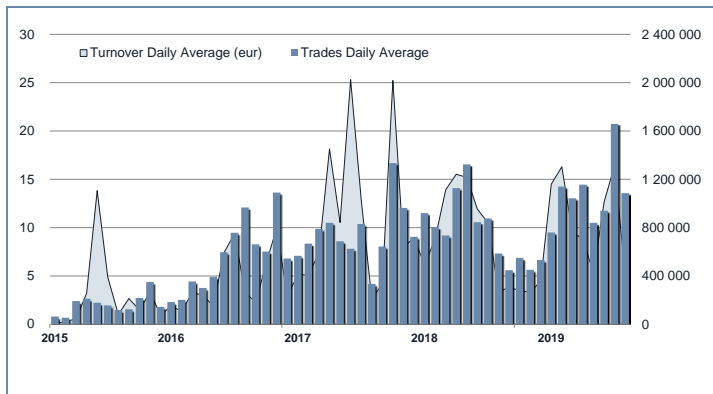




ATFund Statistics

August 2019

TRADING EVOLUTION



MAIN INDICATORS

	LISTED FUNDS			TRADING		
	LISTED END OF MONTH	AUM in MT eur m 31/07/2019	eur m 30/08/2019	JULY 2019 Turnover eur m	AUGUST 2019 Turnover eur m	JAN - AUG 2019 Turnover eur m
CORPORATE AND GOV. BOND	26	64.82	59.37			
DEVELOPED MARKETS	34	41.21	40.34	14.3	2.5	30.31
EMERGING	1	0.09	0.08	3.0	0.9	22.78
STYLE	1	0.87	0.87	0.0	0.0	0.10
OTHERS	52	283.51	288.53	0.1	-	1.0
TOTAL	114	390.50	389.19	12.9	5.2	95.87
				TOTAL	30.28	150.04

MOST TRADED IN THE MONTH BY TURNOVER

Name	Trading Code	ISIN	TURNOVER	
			eur m	% TOT
1 NEW MILLEN MULTI ASSET OPPORTUN CLASSE L	NMMAO	LU1363165751	1.83	21.4%
2 ACOMEA BREVE TERMINE CLASSE Q2	ACABRT	IT0005090870	1.18	13.9%
3 COMPAM FUND DOUBLE ACTION FOCUS	COMDAF	LU1920289813	1.09	12.8%
4 OPEN CAPITAL TOTAL RETURN CLASSE L	OCPTR	IT0005279515	1.06	12.5%
5 COMPAM FUND FLEXIBLE BOND CLASSE Q	COMFBO	LU1472302576	0.55	6.5%
6 ACOMEA PERFORMANCE CLASSE Q2	ACAPER	IT0005090912	0.55	6.4%
7 PHARUS ALGO FLEX CLASS Q	PHSAFQ	LU1136402788	0.48	5.6%
8 PHARUS SICAV EUROPE TOTAL RETURN CLASS Q	PSEAFQ	LU1437803767	0.45	5.3%
9 OPEN CAPITAL PROFESSIONAL ITALY	OCPPPI	IT0005279754	0.42	4.9%
10 PHARUS SICAV ELECTRIC MOBILITY NICHES	PHSEMN	LU1867072495	0.29	3.4%

MOST TRADED IN THE YEAR BY TURNOVER

Name	Trading Code	ISIN	TURNOVER	
			eur m	% TOT
1 OPEN CAPITAL TOTAL RETURN CLASSE L	OCPTR	IT0005279515	36.45	24.3%
2 NEW MILLEN MULTI ASSET OPPORTUN CLASSE L	NMMAO	LU1363165751	23.22	15.5%
3 PHARUS ASIAN NICHES	PHSAN	LU1867072735	9.31	6.2%
4 ALESSIA - VOLCOR BETA ZERO CLASS Q	AVBZ01	LU1238726811	8.35	5.6%
5 OPEN CAPITAL PROFESSIONAL ITALY	OCPPPI	IT0005279754	7.69	5.1%
6 NEW MILLEN EVERG GL HI YLD BOND CLASSE L	NMEGH	LU1363165918	5.84	3.9%
7 COMPAM FUND FLEXIBLE BOND CLASSE Q	COMFBO	LU1472302576	5.42	3.6%
8 ACOMEA LIQUIDITA' CLASSE Q2	ACALIQ	IT0005090854	5.16	3.4%
9 ACOMEA BREVE TERMINE CLASSE Q2	ACABRT	IT0005090870	4.19	2.8%
10 PHARUS SICAV ELECTRIC MOBILITY NICHES	PHSEMN	LU1867072495	3.72	2.5%

What is ATFund (@Fund)

ATFund is a multilateral trading facilities (MTF) for open-end funds. Clients can enter buy and sell orders between 8:00 a.m. and 10:55 a.m. Orders must indicate the quantity only. Between 10:55 and 11 a.m. only the Appointed Intermediary can insert orders to execute the imbalance between buy and sell quantities. Trades are concluded within one minute after 11 am. Contracts concluded at T are valued the following day (T+1) with the NAV (in Euro) as of day T provided by the issuers of listed funds by the cut-off time (5:00 pm). Trades, valued at NAV, are settled in Monte Titoli the third day following the conclusion of contracts (T+3).

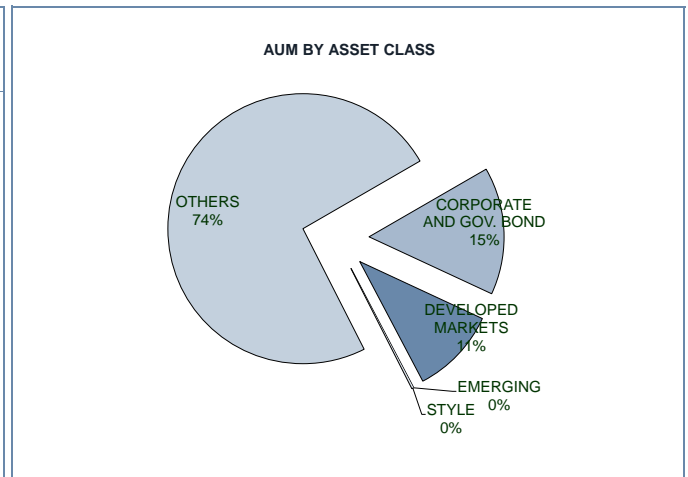
News:
 ATFund AUM reached €389.19m (+13.08% vs August 2018).
 New instruments listed in August:
 • Timeo Neutral SICAV - Best Global Managers Flexible Equity - LU1850438491

Note: ATFund figures are included in the ETFPlus until September 2018

TURNOVER		JULY 2019		AUGUST 2019		YEAR 2019			
		Trades	Turnover eur m	Trades	Turnover eur m	Trades	% TOT	Turnover eur m	% TOT
0	20 000	316	0.72	232	0.24	1 539	67.4%	3.80	2.5%
20 000	50 000	55	1.69	18	0.66	252	11.0%	8.47	5.6%
50 000	100 000	32	2.03	13	0.99	167	7.3%	11.28	7.5%
100 000	500 000	64	14.10	19	4.04	266	11.6%	53.64	35.8%
500 000		10	11.73	3	2.60	61	2.7%	72.84	48.5%
TOTAL		477	30.28	285	8.53	2 285		150.04	

FOCUS

FUNDS WITH HIGHEST TURNOVER				
MONTH	NAME	TRADING CODE	ISIN	EUR
AUGUST	OPEN CAPITAL TOTAL RETURN CLASSE L	OCPTR	IT0005279515	2 017 295
SEPTEMBER	OPEN CAPITAL TOTAL RETURN CLASSE L	OCPTR	IT0005279515	1 688 317
OCTOBER	ACOMEA BREVE TERMINE CLASSE Q2	ACABRT	IT0005090870	999 458
NOVEMBER	PHARUS SICAV - EUROPE ABSOLUTE FUND Q	PSEAFQ	LU1437803767	1 699 222
DECEMBER	OPEN CAPITAL TOTAL RETURN CLASSE L	OCPTR	IT0005279515	1 475 277
JANUARY 2019	OPEN CAPITAL TOTAL RETURN CLASSE L	OCPTR	IT0005279515	11 139 311
FEBRUARY	OPEN CAPITAL TOTAL RETURN CLASSE L	OCPTR	IT0005279515	9 560 322
MARCH	OPEN CAPITAL TOTAL RETURN CLASSE L	OCPTR	IT0005279515	3 895 344
APRIL	OPEN CAPITAL TOTAL RETURN CLASSE L	OCPTR	IT0005279515	5 904 673
MAY	OPEN CAPITAL TOTAL RETURN CLASSE L	OCPTR	IT0005279515	1 618 212
JUNE	ALESSIA - VOLCOR BETA ZERO CLASS Q	AVBZ01	LU1238726811	7 504 625
JULY	NEW MILLEN MULTI ASSET OPPORTUN CLASSE L	NMMAO	LU1363165751	6 839 607
AUGUST	NEW MILLEN MULTI ASSET OPPORTUN CLASSE L	NMMAO	LU1363165751	1 825 213



MAIN INDICATORS - DEVELOPED MARKETS

Name	Trading Code	ISIN	Reference Price			AUGUST 2019		JAN - AUG 2019	
			31/07/2019	30/08/2019	Var %	trades	Turnover €	trades	Turnover €
1 8A+ EIGER - CLASSE Q	8AECQ	IT0005114530	112.434	111.245	-1.1%	-	-	11	1 074 453
2 8A+ GRAN PARADISO - CLASSE Q	8AGCQ	IT0005137770	92.552	92.727	0.2%	-	-	-	-
3 ACOMEIA AMERICA CLASSE Q2	ACAAME	IT0005091142	21.323	20.264	-5.0%	11	224	57	57 325
4 ACOMEIA ASIA PACIFICO CLASSE Q2	ACAAPA	IT0005091183	6.219	6.01	-3.4%	17	302	104	3 224 788
5 ACOMEIA EUROPA CLASSE Q2	ACAEUP	IT0005091167	16.532	16.312	-1.3%	11	177	57	111 750
6 ACOMEIA GLOBALE CLASSE Q2	ACAGLO	IT0005091100	14.77	14.23	-3.7%	13	422	68	185 981
7 ACOMEIA ITALIA CLASSE Q2	ACAITA	IT0005091233	21.974	21.786	-0.9%	14	447	110	25 809
8 ALBEMARLE TARGET EUROPE - CLASS X	ATLTEU	IE00BYZZQ212	110.02	106.51	-3.2%	-	-	1	2 236
9 ALBEMARLE TARGET ITALY - CLASS X	ATLTIT	IE00BYZZPY67	104.5172	101.7469	-2.7%	-	-	6	155 548
10 ALBEMARLE TARGET ITALY HEDGED - CLASS X	ATLTIH	IE00BDHF6114	86.3737	84.07	-2.7%	1	1 976	10	145 356
11 ALESSIA - VOLCOR BETA ZERO CLASS Q	AVBZ01	LU1238726811	113.37	115.74	2.1%	3	52 103	38	8 352 021
12 APSLEY FUND ICAV - OPTIMA STAR FUND	OPTMSF	IE00BDZ9X585	100.808	99.518	-1.3%	-	-	7	441 946
13 ATOMO MADE IN ITALY FUND - CLASSE L	ATMMIF	LU1391064828	133.82	131.01	-2.1%	1	46 214	4	99 141
14 COMPAM ACTIVE EQUITY SELECTION CLASSE Q	COMAES	LU1275426606	119.416	117.321	-1.8%	-	-	2	244 747
15 COMPAM ACTIVE GLOBAL LONG SHORT	COMAEE	LU1275425897	93.779	94.751	1.0%	-	-	1	190 408
16 COMPAM FUND - SB EQUITY CLASSE Q	COMSBE	LU1275426275	118.558	118.678	0.1%	-	-	-	-
17 COMPAM FUND ACTIVE GLOBAL EQUITY	COMGEQ	LU1783934646	-	-	-	-	-	-	-
18 DIAMAM SICAV MATHEMATICS EUR CLASS P	DIAMAM	LU0277563010	847.06	828.42	-2.2%	1	14 893	6	35 620
19 FINLABO DYNAMIC EQUITY - CLASSE L	FINLDE	LU1397788552	93.8	92.67	-1.2%	1	2 067	18	141 068
20 NEW MILLENNIUM EURO EQUITIES CLASSE L	NMEE	LU1148873406	63.77	62.61	-1.8%	-	-	1	210 749
21 NEW MILLENNIUM GLOBAL EQUITIES EUR HED L	NMGE	LU1148873588	96.79	94.59	-2.3%	-	-	-	-
22 PHARUS GLOBAL VALUE EQUITY CLASS Q	PSGVQ	LU1371515534	118.93	118.59	-0.3%	-	-	6	352 806
23 PHARUS GLOBAL VALUE EQUITY CLASS QH	PSGVQH	LU1371515880	117.22	115.65	-1.3%	1	46 748	19	1 394 510
24 PHARUS GLOBAL VALUE EQUITY CLASS QHD	PSGQHD	LU1574104151	101.99	100.63	-1.3%	-	-	1	9 956
25 PHARUS INTERNATION EQUITY QUANT CLASS Q	PHSIEQ	LU1136402192	101.04	99.62	-1.4%	-	-	5	121 913
26 PHARUS SICAV ELECTRIC MOBILITY NICHES	PHSEMNI	LU1867072495	101.49	97.35	-4.1%	2	289 566	11	3 715 686
27 PHARUS SICAV EUROPE TOTAL RETURN CLASS Q	PSEAFQ	LU1437803767	103.8	103.05	-0.7%	3	450 912	17	1 502 775
28 PHARUS SICAV NEXT REVOLUTION CLASS Q	PHSVQ	LU1136401970	100.87	98.47	-2.4%	-	-	9	128 112
29 QUAESTIO - PIR SMALL CAP	QPIRSC	IT0005345373	-	-	-	-	-	-	-
30 VG SICAV EUROPEAN EQUITY FUND CLASSE L	VGEUEQ	LU1501201872	-	-	-	-	-	-	-
31 VG SICAV US EQUITY FUND CLASSE L	VGUSEQ	LU1501194218	-	-	-	-	-	-	-
32 VG SICAV WORLD EQUITY FUND CLASSE L	VGWOEQ	LU1501196932	-	-	-	-	-	-	-
33 WOODPECKER - BALANCED BRAVE CLASSE T	WPCBRA	LU1271869445	118.807	117.388	-1.2%	1	2 978	6	839 178
34 WOODPECKER - PURE EQUITY CLASSE T	WPCPEQ	LU1271869791	129.792	126.731	-2.4%	-	-	1	6 263
35 ZENIT STOCK PICKING PIR CLASSE Q	ZMSSP1	LU1127560855	-	-	-	-	-	4	5 233

MAIN INDICATORS - CORPORATE AND GOV. BOND

Name	Trading Code	ISIN	31/07/2019	Reference Price 30/08/2019	Var %	Trades	AUGUST 2019 Turnover €	Trades	JAN - AUG 2019 Turnover €
1 ACOMEA BREVE TERMINE CLASSE Q2	ACABRT	IT0005090870	16.347	16.372	0.2%	29	1 181 816	169	4 191 809
2 ACOMEA EUROBLI-GIAZIONARIO CLASSE Q2	ACAEUO	IT0005090896	19.477	19.589	0.6%	21	467	103	729 861
3 ACOMEA LIQUIDITA' CLASSE Q2	ACALIQ	IT0005090854	9.037	9.038	0.0%	3	21 067	20	5 164 385
4 ACOMEA PERFORMANCE CLASSE Q2	ACAPER	IT0005090912	24.362	23.274	-4.5%	6	545 912	50	3 554 418
5 AISM LOW VOLATILITY FUND - E PLUS	AISMLV	LU1204066684	93.35	94.27	1.0%	2	63 599	2	63 599
6 BASE INV BONDS VALUE CLASS EUR L	BONVAL	LU1242466289	99.43	100.86	1.4%	1	101	15	360 603
7 COMPAM FUND - SB BOND CLASSE Q	COMSBB	LU1275426432	107.484	106.517	-0.9%	-	-	1	10 062
8 COMPAM FUND FLEXIBLE BOND CLASSE Q	COMFBO	LU1472302576	101.213	101.283	0.1%	6	554 039	37	5 420 130
9 DIAMAN SICAV DYNAMIC INCOME CLASS P	DIADZB	LU0277862558	109.49	108.7	-0.7%	1	28 914	2	55 559
10 DIAMAN SICAV TARGET STRATEGY CLASS P	DIAMTS	LU1172430875	-	-	-	-	-	1	28 024
11 INVESTIMENTI SOSTENIBILI LIFEAGENT	LGINVS	IT0005215709	102.13	102.736	0.6%	-	-	2	6 930
12 NEW MILLEN EVERG GL HI YLD BOND CLASSE L	NMEGH	LU1363165918	101.78	100.43	-1.3%	-	-	7	5 840 906
13 NEW MILLENNIUM AUGUST HIGH QUALIT BOND L	NMHQB	LU1148873745	155.25	155.53	0.2%	-	-	-	-
14 NEW MILLENNIUM AUGUSTUM CORPORATE BOND L	NMCLP	LU1148874396	229.81	231.24	0.6%	-	-	1	50 395
15 NEW MILLENNIUM EURO BONDS SHORT TERM L	NMBST	LU1148873861	138.76	138.96	0.1%	-	-	1	10 373
16 NEW MILLENNIUM EX EUR HIGH QUALIT BOND L	NMEXHQ	LU1148873828	112.3	112.38	0.1%	-	-	-	-
17 NEW MILLENNIUM INFLAT LINK BOND EUROP L	NMILB	LU1148874040	110.49	110.53	0.0%	-	-	1	24 163
18 NEW MILLENNIUM ITALIAN DIVERSIF BOND L	NMIDB	LU1148874799	133.74	135.05	1.0%	2	30 653	2	30 653
19 NEW MILLENNIUM LARGE EUROPE CORPORATE L	NMLEC	LU1148874123	146.61	147.21	0.4%	-	-	2	207 757
20 NEXTAM VER CAPITAL EUR CORPORATE SELECT	NPVERC	LU1814064371	5.116	5.135	0.4%	-	-	23	1 738 920
21 PHARUS BOND OPPORTUNITIES CLASS Q	PHSBOQ	LU1136401111	100.59	100.22	-0.4%	-	-	17	584 845
22 PHARUS LIQUIDITY CLASS Q	PHSLQ	LU1136401384	102.46	102.52	0.1%	2	30 106	10	61 377
23 PHARUS MARZOTTO ACTIVE BOND Q	PHSMAB	LU1371515021	103.08	103.52	0.4%	-	-	-	-
24 PHARUS TARGET CLASS Q	PHSTQ	LU1136402432	77.86	77.92	0.1%	-	-	25	931 281
25 PLURIMA GLOBAL STAR RETURN FUND A LISTED	POGSRF	IE00B22R401	-	-	-	-	-	-	-
26 TCW EMER MKT LOCAL CURR INC HEDGE ATFFE	TCWLC2	LU1266771549	10.8789	-	n.a.	-	-	2	1 296
27 TCW EMER MKT LOCAL CURRENCY INCOME ATFFE	TCWLC1	LU1266771465	11.7478	-	n.a.	-	-	1	107
28 TCW EMERGING MKT INCOME ATFE	TCWEM1	LU1266771200	13.0208	101.22	n.a.	-	-	10	22 853
29 TCW EMERGING MKT INCOME HEDGE ATFFE	TCWEM2	LU1266771382	12.2033	-	n.a.	-	-	3	95 867
30 TCW METWEST TOTAL RET BOND ATFE	TCWWM1	LU1266771622	-	-	-	-	-	-	-
31 TCW METWEST TOTAL RET BOND HEDGE ATFFE	TCWWM2	LU1266771895	10.318	-	n.a.	-	-	2	193 402
32 TCW METWEST UNCONSTR BOND HEDGE ATFFE	TCWWMJ	LU1266772356	10.339	-	n.a.	-	-	3	932 055
33 TCW METWEST UNCONSTRAINED BOND ATFE	TCWWMU	LU1266772273	-	-	-	-	-	1	258
34 VG SICAV GLOBAL BOND CLASSE L	VGLBD	LU1501204389	-	-	-	-	-	-	-

MAIN INDICATORS - EMERGING, STYLE AND OTHERS

Name	Trading Code	ISIN	31/07/2019	Reference Price 30/08/2019	Var %	Trades	AUGUST 2019 Turnover €	Trades	JAN - AUG 2019 Turnover €
1 8A+ LATEMAR - CLASSE Q	BALCO	IT0005114522	104.669	104.269	-0.4%	-	-	1	1 055
2 ACOMEA FONDO ETF ATTIVO CLASSE Q2	ACAEAT	IT0005090938	5.214	5.128	-1.6%	14	275	80	758 551
3 ACOMEA PAESI EMERGENTI CLASSE Q2	ACAPEM	IT0005091126	8.628	8.156	-5.5%	15	360	75	96 209
4 ACOMFA PATRIMONIO AGGRESSIVO CLASSE Q2	ACAGGS	IT0005091084	4.563	4.399	-3.6%	19	288	77	1 230 634
5 ACOMEA PATRIMONIO DINAMICO CLASSE Q2	ACADIN	IT0005091068	6.009	5.853	-2.6%	13	76	65	387 509
6 ACOMEA PATRIMONIO ESENTE CLASSE Q2	ACAESE	IT0005252801	5.282	5.19	-1.7%	-	-	7	49 336
7 ACOMEA PATRIMONIO PRUDENTE CLASSE Q2	ACAPRU	IT0005091019	6.802	6.538	-3.9%	19	125	95	864 446
8 ALESSIA - ABSOLUTE RETURN MACRO CLASS Q	AARM01	LU1238726654	104.99	104.6	-0.4%	-	-	-	-
9 AMAGIS DYNAMIC ALLOC TOT RET FUND L1 EUR	ADA113	M17000015666	102.42	101.22	-1.2%	-	-	13	238 678
10 AQA COLOMBO EXTRA RETURN FUND CLASS D	CXR	LU1148872406	99.5324	97.7671	-1.8%	-	-	20	2 549 008
11 ATOMO CARPINUS - CLASSE L	ATMCAR	LU1391065718	-	-	-	-	-	-	-
12 ATOMO GLOBAL RETURN - CLASSE L	ATMGLR	LU1391065395	93.87	92.99	-0.9%	-	-	21	672 490
13 ATOMO MULTI STRATEGY - CLASSE L	ATMMST	LU1391065478	117.14	118.17	1.0%	-	-	-	-
14 ATOMO PLAB FLEX ABSOLUTE FUND - CLASSE L	ATMPLF	LU1391065551	102.12	99.58	-2.5%	-	-	1	10 186
15 BASE INV BONDS MULTICURRENCY CLASS EUR L	BONMUL	LU1242466446	97.66	96.59	-1.1%	-	-	2	108 147
16 BASE INV FLEX LOW RISK EXPOS CLASS EUR L	FLEXLO	LU1242466875	99.16	97.34	-1.8%	1	97	8	90 226
17 COMPAM ACTIVE MARKET NEUTRAL CLASSE Q	COMAMM	LU1275426788	87.907	87.641	-0.3%	-	-	50	977 084
18 COMPAM CONSERVATIVE PORTFOLIO CLASSE Q	COMPCO	LU1275425970	-	-	-	-	-	3	12 172
19 COMPAM FUND - SB FLEXIBLE CLASSE Q	COMSBF	LU1275426358	100.626	100.016	-0.6%	-	-	-	-
20 COMPAM FUND DOUBLE ACTION FOCUS	COMDAF	LU1920289813	100.338	100.036	-0.3%	3	1 093 631	7	2 789 813
21 COMPAM FUND GLOBAL FLEXIBLE BLEND	COMGFB	LU1769738383	92.22	93.39	1.3%	-	-	6	148 278
22 COMPAM FUND SB CONVEX CLASSE Q	COMSBC	LU1468973846	106.762	108.762	10.1%	-	-	1	20 884
23 COMPAM GLOBAL DIVERSIFIED CLASSE Q	COMGDO	LU1275426515	94.118	93.489	-0.7%	-	-	-	-
24 FCS FLEX ABLE GROWTH FUND CLASS B	FLEXAB	LU1720051959	-	-	-	-	-	1	191
25 FCS FLEX ABLE GROWTH PLUS FUND CLASS B	FLEXAP	LU1720052098	-	-	-	-	-	1	251
26 FCS NAVIGATOR FUND	NAVIGT	IE00BYXWV859	-	-	-	-	-	5	218 562
27 FCS NAVIGATOR PLUS FUND	NAVPLP	IE00BYXWV887	-	-	-	-	-	-	-
28 HPS BASIC FUND CLASSE Q EUR	HPSBAS	LU1176781729	12.98	-	n.a.	-	-	10	160 358
29 LUXBRIDGE SICAV - JCIFX MACRO	JCFXMA	LU1882532514	99.85	99.09	-0.8%	-	-	6	48 210
30 METHOD ATTRAC GLOB OPPORTUN LIST ACC EUR	MAGO	LU1322032373	654.3385	654.0455	0.0%	-	-	2	20 000
31 METHOD TARGET SELECTION LISTING ACC EUR	METS	LU1322033421	-	-	-	-	-	-	-
32 MULTI STAR SICAV - AL-FA DYMANIC	MSOCCO	LU1838949516	98.15	97.04	-1.1%	-	-	-	-
33 MULTI STAR SICAV - HEARTH ETHICAL FUND	MSHEEQ	LU1838949607	98.86	98.12	-0.7%	-	-	-	-
34 NEW MILLEN MULTI ASSET OPPORTUN CLASSE L	NMMAO	LU1363165751	100.88	100.77	-0.1%	12	1 825 213	131	23 216 148
35 NEW MILLENNIUM AUGUSTUM MARKET TIMING L	NMMT	LU1148874638	115.24	114.61	-0.5%	-	-	2	90 226
36 NEW MILLENNIUM BALANC WORLD CONSERVAT L	NMWC	LU1148874552	156.32	155.74	-0.4%	1	99 558	13	1 722 969
37 NEW MILLENNIUM PIR BILANCIATO SIST ITA L	NMPSI	LU1602468800	99.85	99.03	-0.8%	-	-	-	-
38 NEW MILLENNIUM VOLACTIVE CLASSE L	NMVOL	LU1148874800	101.48	101.06	-0.4%	1	9 910	1	9 910
39 NEXTAM SHIELD OPPORTUNITIES	NPSHIE	LU1814063993	-	-	-	-	-	-	-
40 OPEN CAPITAL PROFESSIONAL ITALY	OCPPI	IT0005279754	98.675	98.27	-0.4%	2	417 775	64	7 692 212
41 OPEN CAPITAL TOTAL RETURN CLASSE L	OCPTR	IT0005279515	104.625	105.602	0.9%	13	1 064 290	260	36 445 221
42 PENSPAN GENERATION DYNAMIC PIR	PPGDYP	IT0005347585	-	-	-	-	-	-	-
43 PHARUS ABSOLUTE RETURN CLASS Q	PHSARO	LU1136401467	101.31	102.25	0.9%	1	713	20	677 134
44 PHARUS ALGO FLEX CLASS Q	PHSAFO	LU1136402788	94.51	95.72	1.3%	8	476 646	38	2 120 894
45 PHARUS ASIAN NICHES	PHSAN	LU1867072735	98.81	96.17	-2.7%	2	3 817	37	9 313 790
46 PHARUS BEST GL MANAG FLEX EQUITY CLASS Q	PHSBEQ	LU1136402358	-	-	-	-	-	3	106 128
47 PHARUS GLOB DYNAM OPPORTUNITIES CLASS Q	PHSBOQ	LU1136402945	85.67	80.82	-5.7%	1	81	2	171
48 PHARUS MARZOTTO ACTIVE DIVERSIFIED Q	PHSMAD	LU1371515294	97.71	97.55	-0.2%	-	-	-	-
49 PHARUS SICAV - TARGET EQUITY DIVIDEND	PHSTED	LU1868872802	98.99	102.92	4.0%	-	-	7	776 860
50 PHARUS SOUTHERN EUROPE CLASS Q	PHSSE	LU1578646025	-	-	-	-	-	-	-
51 PHARUS TREND PLAYER CLASS Q	PHSTPO	LU1253867847	125.24	123.81	-1.1%	-	-	2	22 688
52 PLURIMA STRATEGY PORTFOLIO A LISTED	PPSPPOF	IE00BVDPKK38	-	-	-	-	-	-	-
53 SELECTRA J. LAMARCK BIOTECH CLASS D	SELBJT	LU1246176264	126.59	121.76	-3.8%	1	485	22	163 669
54 SELECTRA J. LAMARCK PHARMA CLASS D	SELJLP	LU1246176850	84.11	84.11	0.0%	-	-	1	9 360
55 SUMUS STRATEGIC FUND CLASS Q EUR	HPSDYN	LU1176783774	10.89	10.8	-0.8%	3	18 104	19	1 200 601
56 TIMEO BEST GLOBAL MANAGERS FLEX EQUITY	TNSBO	LU1850436491	-	101.09	-	-	-	1	152 814
57 TIMEO EUROPEAN ABSOLUTE RETURN FUND CL A	TNEARA	LU1506684254	-	-	-	-	-	3	59 616
58 UCAPITAL MULTI ALPHA PLUS FUND A LISTED	PMALPF	IE00B9VH9S99	8.208	8.208	0.0%	-	-	-	-
59 VARENNE VALEUR QUOTA FI	VVAIFA	FR0013216991	107.23	105.93	-1.2%	-	-	-	-
60 WOODPECKER - FLEXIBLE ROCK CLASSE T	WPCROC	LU1271869874	102.862	102.392	-0.5%	-	-	7	1 785 840
61 ZENIT GLOBAL OPPORTUNITIES CLASSE Q	ZMSGOI	LU1258032298	-	-	-	-	-	3	13 546
62 ZENIT STABILITY CLASSE Q	ZMSST1	LU1172560226	-	-	-	-	-	1	4 915

Markets Analysis
Piazza degli Affari, 6 - 20123 Milano
T +39 02 724261 | Fax +39 02 8646.4323
e-mail: markets_analysis@borsaitaliana.it
www.borsaitaliana.it

 **London**
Stock Exchange Group

This document contains text, data, graphics, photographs, illustrations, artwork, names, logos, trade marks, service marks and information ("Information") connected with Borsa Italiana S.p.A. ("Borsa Italiana").

All reasonable efforts have been made to ensure that the Information in this document was correct at the time of publication. However, Borsa Italiana Spa accepts no liability for decisions taken, or systems-related or other work carried out by any party based on this document. The publication of this document does not represent solicitation, by Borsa Italiana, of public saving and is not to be considered as a recommendation by Borsa Italiana as to the suitability of the investment, if any, herein described.

© August 2019 Borsa Italiana S.p.A. All rights reserved.