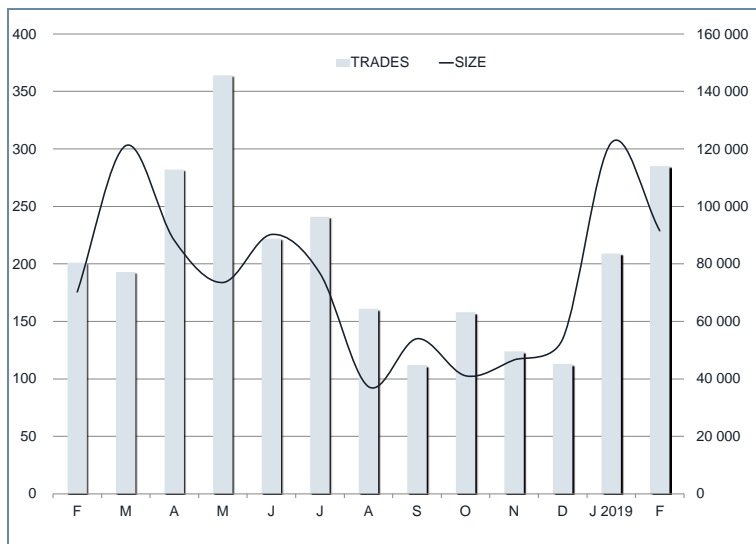
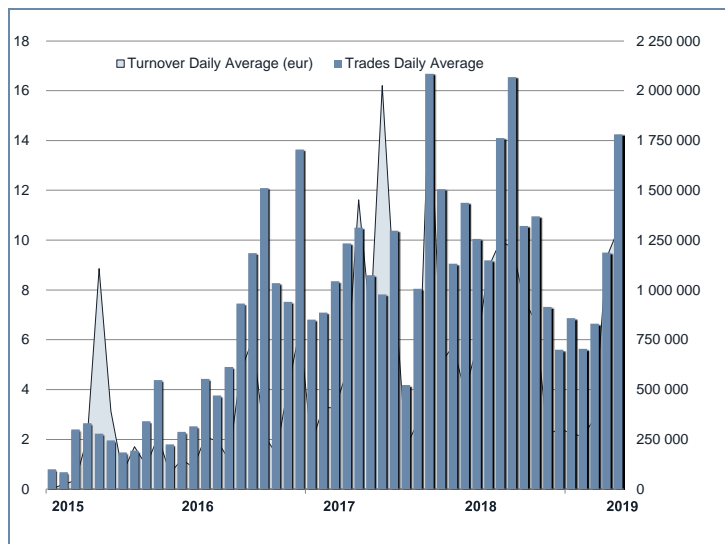


ATFund Statistics
February 2019
TRADING EVOLUTION

MAIN INDICATORS
LISTED FUNDS

	LISTED END OF MONTH	AUM in MT	
		eur m 31/01/2019	eur m 28/02/2019
CORPORATE AND GOV. BOND	34	67.22	66.57
DEVELOPED MARKETS	34	42.92	44.32
EMERGING	1	0.16	0.17
STYLE	1	0.09	0.41
OTHERS	54	233.85	251.54
TOTAL	124	344.24	363.01

TRADING

	JANUARY 2019	FEBRUARY 2019	JAN - FEB 2019
	Turnover eur m	Turnover eur m	Turnover eur m
CORPORATE AND GOV. BOND	1.2	2.5	3.64
DEVELOPED MARKETS	3.7	0.7	4.36
EMERGING	0.0	0.0	0.00
STYLE	0.1	0.3	0.4
OTHERS	20.5	22.6	43.19
TOTAL	25.52	26.09	51.61

MOST TRADED IN THE MONTH BY TURNOVER

Name	Trading Code	ISIN	TURNOVER	
			eur m	% TOT
1 OPEN CAPITAL TOTAL RETURN CLASSE L	OCPTR	IT0005279515	9.56	36.6%
2 PHARUS ASIAN NICHES	PHSAN	LU1867072735	8.15	31.3%
3 NEW MILLEN MULTI ASSET OPPORTUN CLASSE L	NMMAO	LU1363165751	2.08	8.0%
4 NEW MILLEN EVERG GL HI YLD BOND CLASSE L	NMEGH	LU1363165918	0.89	3.4%
5 OPEN CAPITAL PROFESSIONAL ITALY	OCPPPI	IT0005279754	0.75	2.9%
6 ACOMEA BREVE TERMINE CLASSE Q2	ACABRT	IT0005090870	0.49	1.9%
7 ATOMO GLOBAL RETURN - CLASSE L	ATMGLR	LU1391065395	0.48	1.9%
8 APSLEY FUND ICAV - OPTIMA STAR FUND	OPTMSF	IE00BDZ9X585	0.37	1.4%
9 COMPAM ACTIVE MARKET NEUTRAL CLASSE Q	COMAMN	LU1275426788	0.30	1.2%
10 PHARUS ABSOLUTE RETURN CLASS Q	PHSARQ	LU1136401467	0.24	0.9%

MOST TRADED IN THE YEAR BY TURNOVER

Name	Trading Code	ISIN	TURNOVER	
			eur m	% TOT
1 OPEN CAPITAL TOTAL RETURN CLASSE L	OCPTR	IT0005279515	20.70	40.1%
2 NEW MILLEN MULTI ASSET OPPORTUN CLASSE L	NMMAO	LU1363165751	10.70	20.7%
3 PHARUS ASIAN NICHES	PHSAN	LU1867072735	8.15	15.8%
4 ACOMEA ASIA PACIFICO CLASSE Q2	ACAAPA	IT0005091183	3.18	6.2%
5 NEW MILLEN EVERG GL HI YLD BOND CLASSE L	NMEGH	LU1363165918	0.89	1.7%
6 OPEN CAPITAL PROFESSIONAL ITALY	OCPPPI	IT0005279754	0.80	1.6%
7 ACOMEA BREVE TERMINE CLASSE Q2	ACABRT	IT0005090870	0.64	1.2%
8 ACOMEA PERFORMANCE CLASSE Q2	ACAPER	IT0005090912	0.58	1.1%
9 ATOMO GLOBAL RETURN - CLASSE L	ATMGLR	LU1391065395	0.55	1.1%
10 COMPAM ACTIVE MARKET NEUTRAL CLASSE Q	COMAMN	LU1275426788	0.42	0.8%

What is ATFund (@Fund)

ATFund is a multilateral trading facilities (MTF) for open-end funds. Clients can enter buy and sell orders between 8:00 a.m. and 10:55 a.m. Orders must indicate the quantity only. Between 10:55 and 11 a.m. only the Appointed Intermediary can insert orders to execute the imbalance between buy and sell quantities. Trades are concluded within one minute after 11 am. Contracts concluded at T are valued the following day (T+1) with the NAV (in Euro) as of day T provided by the issuers of listed funds by the cut-off time (5:00 pm). Trades, valued at NAV, are settled in Monte Titoli the third day following the conclusion of contracts (T+3).

News:

ATFund AUM reached the new historical record of €363.01 mln (+30.34% vs February 2018).

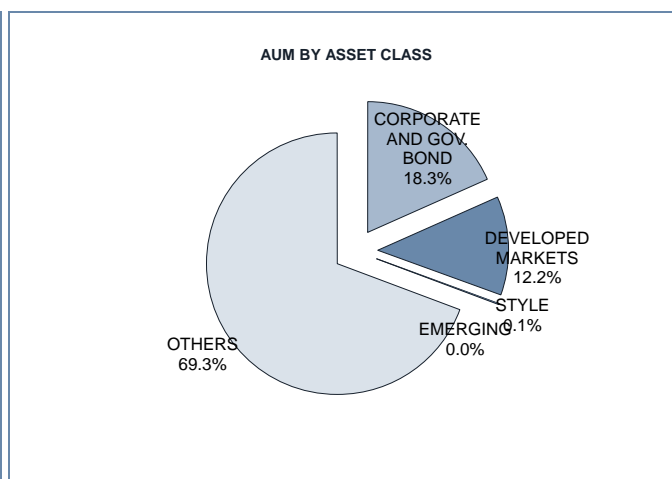
New instrument listed in February:
• Pharus Sicav Asian Niches - LU1867072735

Note: ATFund figures are included in the ETFPlus until September 2018

TURNOVER		JANUARY 2019		FEBRUARY 2019		YEAR 2019			
		Trades	Turnover eur m	Trades	Turnover eur m	Trades	% TOT	Turnover eur m	% TOT
0	20 000	139	0.42	147	0.57	286	57.9%	0.99	1.9%
20 000	50 000	23	0.80	43	1.46	66	13.4%	2.26	4.4%
50 000	100 000	17	1.10	34	2.39	51	10.3%	3.49	6.8%
100 000	500 000	23	4.80	46	8.08	69	14.0%	12.88	25.0%
500 000		7	18.41	15	13.58	22	4.5%	31.99	62.0%
TOTAL		209	25.52	285	26.09	494		51.61	

FOCUS

FUNDS WITH HIGHEST TURNOVER					
MONTH	NAME	TRADING CODE	ISIN	EUR	
FEBRUARY	PLURIMA GLOBAL STAR RETURN FUND A LISTED	POGSRF	IE00B22ZR401	4 270 475	
MARCH	ALESSIA - VOLCOR BETA ZERO CLASS Q	AVBZ01	LU1238726811	6 762 347	
APRIL	OPEN CAPITAL TOTAL RETURN CLASSE L	OCPTR	IT0005279515	14 552 139	
MAY	OPEN CAPITAL TOTAL RETURN CLASSE L	OCPTR	IT0005279515	13 143 688	
JUNE	OPEN CAPITAL TOTAL RETURN CLASSE L	OCPTR	IT0005279515	8 925 833	
JULY	OPEN CAPITAL TOTAL RETURN CLASSE L	OCPTR	IT0005279515	8 883 817	
AUGUST	OPEN CAPITAL TOTAL RETURN CLASSE L	OCPTR	IT0005279515	2 017 295	
SEPTEMBER	OPEN CAPITAL TOTAL RETURN CLASSE L	OCPTR	IT0005279515	1 688 317	
OCTOBER	ACOMEA BREVE TERMINE CLASSE Q2	ACABRT	IT0005090870	999 458	
NOVEMBER	PHARUS SICAV - EUROPE ABSOLUTE FUND Q	PSEAFQ	LU1437803767	1 699 222	
DECEMBER	OPEN CAPITAL TOTAL RETURN CLASSE L	OCPTR	IT0005279515	1 475 277	
JANUARY	OPEN CAPITAL TOTAL RETURN CLASSE L	OCPTR	IT0005279515	11 139 311	
FEBRUARY	OPEN CAPITAL TOTAL RETURN CLASSE L	OCPTR	IT0005279515	9 560 322	



MAIN INDICATORS - DEVELOPED MARKETS

Name	Trading Code	ISIN	Reference Price			FEBRUARY 2019		JAN - FEB 2019	
			31/01/2019	28/02/2019	Var %	trades	Turnover €	trades	Turnover €
1 8A+ EIGER - CLASSE Q	8AECQ	IT0005114530	106.894	109.509	2.4%	1	19 364	3	25 170
2 8A+ GRAN PARADISO - CLASSE Q	8AGCQ	IT0005137770	97.92	96.51	-1.4%	-	-	-	-
3 ACOMEA AMERICA CLASSE Q2	ACAAME	IT0005091142	20.334	20.95	3.0%	5	351	7	391
4 ACOMEA ASIA PACIFICO CLASSE Q2	ACAAPA	IT0005091183	5.974	6.028	0.9%	6	36	21	3 176 556
5 ACOMEA EUROPA CLASSE Q2	ACAEP	IT0005091167	15.274	15.93	4.3%	5	78	8	414
6 ACOMEA GLOBALE CLASSE Q2	ACAGLO	IT0005091100	13.701	14.088	2.8%	4	423	9	7 621
7 ACOMEA ITALIA CLASSE Q2	ACAITA	IT0005091233	20.319	21.511	5.9%	19	1 710	46	6 384
8 ALBEMARLE TARGET EUROPE - CLASS X	ATLTEU	IE00BYZZO212	106.9229	109.6176	2.5%	-	-	-	-
9 ALBEMARLE TARGET ITALY - CLASS X	ATLTIT	IE00BYZZPY67	104.1423	106.857	2.6%	-	-	-	-
10 ALBEMARLE TARGET ITALY HEDGED - CLASS X	ATLTIH	IE00BDHF6114	95.5803	93.907	-1.8%	-	-	-	-
11 ALESSIA - VOLCOR BETA ZERO CLASS Q	AVBZ01	LU1238726811	117.32	115.45	-1.6%	2	39 675	7	276 616
12 APSLEY FUND ICAV - OPTIMA STAR FUND	OPTMSF	IE00BDZ9X585	100.322	101.056	0.7%	5	371 106	6	401 106
13 ATOMO MADE IN ITALY FUND - CLASSE L	ATMMIF	LU1391064828	129.67	131.16	1.1%	-	-	-	-
14 COMPAM ACTIVE EQUITY SELECTION CLASSE Q	COMAES	LU1275426606	106.124	111.343	4.9%	-	-	-	-
15 COMPAM ACTIVE GLOBAL LONG SHORT	COMAEE	LU1275425897	94.971	94.296	-0.7%	-	-	-	-
16 COMPAM FUND - SB EQUITY CLASSE Q	COMSBE	LU1275426275	108.83	111.17	2.2%	-	-	-	-
17 COMPAM FUND ACTIVE GLOBAL EQUITY	COMGEQ	LU1783934646	-	-	-	-	-	-	-
18 DIAMAN SICAV MATHEMATICS EUR CLASS P	DIAMAM	LU0277563010	770.88	773.97	0.4%	1	779	1	779
19 FINLABO DYNAMIC EQUITY - CLASSE L	FINLDE	LU1397788552	99.46	98.37	-1.1%	-	-	1	32 448
20 NEW MILLENNIUM EURO EQUITIES CLASSE L	NMEE	LU1148873406	59.04	61.52	4.2%	-	-	-	-
21 NEW MILLENNIUM GLOBAL EQUITIES EUR HED L	NMGE	LU1148873588	90.74	93.42	3.0%	-	-	-	-
22 PHARUS GLOBAL VALUE EQUITY CLASS Q	PSGVQ	LU1371515534	107.81	112.09	4.0%	1	1 946	2	3 794
23 PHARUS GLOBAL VALUE EQUITY CLASS QH	PSGVQH	LU1371515880	107.65	111.27	3.4%	3	116 760	4	148 770
24 PHARUS GLOBAL VALUE EQUITY CLASS QHD	PSGVQHD	LU1574104151	95.08	98.27	3.4%	-	-	-	-
25 PHARUS INTERNATION EQUITY QUANT CLASS Q	PHSIEQ	LU1136402192	91.47	94.72	3.6%	-	-	-	-
26 PHARUS SICAV EUROPE TOTAL RETURN CLASS Q	PSEAFQ	LU1437803767	97.68	101.86	4.3%	2	48 702	5	127 427
27 PHARUS SICAV NEXT REVOLUTION CLASS Q	PHSVQ	LU1136401970	89.98	93.09	3.5%	-	-	2	31 593
28 QUAESTIO - PIR SMALL CAP	QPIRSC	IT0005345373	-	-	-	-	-	-	-
29 VG SICAV EUROPEAN EQUITY FUND CLASSE L	VGUEUQ	LU1501201872	-	-	-	-	-	-	-
30 VG SICAV US EQUITY FUND CLASSE L	VGUSEQ	LU1501194218	-	-	-	-	-	-	-
31 VG SICAV WORLD EQUITY FUND CLASSE L	VGWOEQ	LU1501196932	-	-	-	-	-	-	-
32 WOODPECKER - BALANCED BRAVE CLASSE T	WPCBRA	LU1271869445	113.803	115.394	1.4%	1	68 354	2	119 328
33 WOODPECKER - PURE EQUITY CLASSE T	WPCPEQ	LU1271869791	118.309	122.663	3.7%	-	-	-	-
34 ZENIT STOCK PICKING PIR CLASSE Q	ZMSSP1	LU1172560655	84.27	87.09	3.3%	-	-	-	-

MAIN INDICATORS - CORPORATE AND GOV. BOND

Name	Trading Code	ISIN	31/01/2019	Reference Price 28/02/2019	Var %	FEBRUARY 2019 Trades	Turnover €	JAN - FEB 2019 Trades	Turnover €
1 ACOMEA BREVE TERMINE CLASSE Q2	ACABRT	IT0005090870	15.859	15.821	-0.2%	10	490 900	27	642 248
2 ACOMEA EUROBLIGAZIONARIO CLASSE Q2	ACAEUO	IT0005090896	18.396	18.507	0.6%	9	55 439	14	60 061
3 ACOMEA LIQUIDITA' CLASSE Q2	ACALIQ	IT0005090854	8.979	8.975	0.0%	-	-	1	2 601
4 ACOMEA PERFORMANCE CLASSE Q2	ACAPER	IT0005090912	23.382	23.317	-0.3%	2	225 532	5	581 504
5 AISM LOW VOLATILITY FUND - E PLUS	AISMLV	LU1290466884	90.73	90.47	-0.3%	-	-	-	-
6 BASE INV BONDS VALUE CLASS EUR L	BONVAL	LU1242466289	97.03	97.08	0.1%	2	133 345	3	177 873
7 COMPAM FUND - SB BOND CLASSE Q	COMSBF	LU1275426432	103.858	104.058	0.2%	-	-	-	-
8 COMPAM FUND FLEXIBLE BOND CLASSE Q	COMFBO	LU1472302576	98.364	99.169	0.8%	5	158 251	5	158 251
9 DIAMAN SICAV DYNAMIC INCOME CLASS P	DIAMZB	LU0275362558	111.11	111.14	0.0%	-	-	-	-
10 DIAMAN SICAV TARGET STRATEGY CLASS P	DIAMTS	LU1172430875	84.71	82.33	-2.8%	-	-	-	-
11 INVESTIMENTI SOSTENIBILI LIFE GATE	LGINVS	IT0005215709	97.331	98.48	1.2%	-	-	1	1 924
12 NEW MILLEN EVERG GL H YLD BOND CLASSE L	NMEGH	LU1363165918	98.98	99.83	0.9%	1	892 080	1	892 080
13 NEW MILLENNIUM AUGUST HIGH QUALIT BOND L	NMHOB	LU1148873745	153.01	153.09	0.1%	-	-	-	-
14 NEW MILLENNIUM AUGUSTUM CORPORATE BOND L	NMCH	LU1148874396	217.77	220.79	1.4%	-	-	-	-
15 NEW MILLENNIUM EURO BONDS SHORT TERM L	NMEBSP	LU1148873861	137.96	137.88	-0.1%	-	-	-	-
16 NEW MILLENNIUM EX EUR HIGH QUALIT BOND L	NMEHQ	LU1148873828	107.18	107.89	0.5%	-	-	-	-
17 NEW MILLENNIUM INFLAT LINK BOND EUROP L	NMILB	LU1148874040	108.33	107.95	-0.4%	-	-	-	-
18 NEW MILLENNIUM ITALIAN DIVERSIF BOND L	NMIDB	LU1148874479	125.41	127.39	1.6%	-	-	-	-
19 NEW MILLENNIUM LARGE EUROPE CORPORATE L	NMLEC	LU1148874123	141.83	142.43	0.4%	-	-	1	29 482
20 NEXTAM VER CAPITAL EUR CORPORATE SELECT	NPERCO	LU1814064371	-	-	-	2	198 981	5	299 907
21 PHARUS BOND OPPORTUNITIES CLASS Q	PHSBOQ	LU1136401111	99.51	99.7	0.2%	1	4 045	4	8 882
22 PHARUS LIQUIDITY CLASS Q	PHSLQ	LU1136401384	101.04	101.2	0.2%	-	-	-	-
23 PHARUS MARZOTTO ACTIVE BOND Q	PHSMAB	LU1371515021	97.13	97.51	0.4%	-	-	-	-
24 PHARUS TARGET CLASS Q	PHSTQ	LU1136402432	81.26	75.28	-7.4%	4	209 566	10	397 801
25 PLURIMA GLOBAL STAR RETURN FUND A LISTED	POGSRF	IE00BZZR401	-	-	-	-	-	-	-
26 TCW EMER MKT LOCAL CURR INC HEDGE AT FHE	TCWL2C	LU1266771549	10.6415	10.5164	-1.2%	-	-	1	208
27 TCW EMER MKT LOCAL CURRENCY INCOME AT FHE	TCWLC1	LU1266771465	10.9662	10.9541	-0.1%	-	-	1	107
28 TCW EMERGING MKT INCOME AT FHE	TCWEM1	LU1266771200	11.7102	11.9523	2.1%	-	-	1	456
29 TCW EMERGING MKT INCOME HEDGE AT FHE	TCWEM2	LU1266771382	11.4916	11.6084	1.0%	-	-	1	93 980
30 TCW METWEST TOTAL RET BOND AT FHE	TCWWM1	LU1266771622	10.1571	10.2379	0.8%	-	-	-	-
31 TCW METWEST TOTAL RET BOND HEDGE AT FHE	TCWWM2	LU1266771895	9.9476	9.9234	-0.2%	-	-	1	192 375
32 TCW METWEST UNCONSTR BOND HEDGE AT FHE	TCWWMU	LU1266772356	10.1369	10.1468	0.1%	1	101 488	1	101 488
33 TCW METWEST UNCONSTRAINED BOND AT FHE	TCWWMU1	LU1266772273	10.333	10.454	1.2%	-	-	1	258
34 VG SICAV GLOBAL BOND CLASSE L	VGLBDO	LU1501204389	-	-	-	-	-	-	-

MAIN INDICATORS - EMERGING, STYLE AND OTHERS

Name	Trading Code	ISIN	31/01/2019	Reference Price 28/02/2019	Var %	FEBRUARY 2019 Trades	Turnover €	JAN - FEB 2019 Trades	Turnover €
1 8A+ LATEMAR - CLASSE Q	8ALCQ	IT0005114522	100.842	102.255	1.4%	-	-	-	-
2 ACOMEA FONDO ETF ATTIVO CLASSE Q2	ACAEAT	IT0005090938	5.011	5.053	0.8%	8	240 850	11	241 009
3 ACOMEA PAESI EMERGENTI CLASSE Q2	ACAPEM	IT0005091126	7.745	8.025	3.6%	7	913	12	1 342
1 ACOMEA PATRIMONIO AGGRESSIVO CLASSE Q2	ACAGGG	IT0005091084	4.257	4.352	2.3%	4	226 917	8	226 933
2 ACOMEA PATRIMONIO DINAMICO CLASSE Q2	ACADIN	IT0005091068	5.683	5.703	0.7%	1	257	5	279
3 ACOMEA PATRIMONIO ESENTE CLASSE Q2	ACAESE	IT0005252801	4.771	4.918	3.1%	1	98	1	98
4 ACOMEA PATRIMONIO PRUDENTE CLASSE Q2	ACAPRU	IT0005091019	6.429	6.428	0.0%	5	812	9	837
5 ALESSIA - ABSOLUTE RETURN MACRO CLASS Q	AARM01	LU1238726654	104.42	104.55	0.1%	-	-	-	-
6 AMAGIS DYNAMIC ALLOC TOT RET FUND L1 EUR	ADA113	MT7000015665	101.05	101.95	0.9%	5	160 667	9	202 770
7 ATOMO CARPINUS - CLASSE L	ATMGAR	LU1391065718	-	-	-	-	-	-	-
8 ATOMO GLOBAL RETURN - CLASSE L	ATMGLR	LU1391065825	88.15	91.21	3.5%	6	483 558	9	548 804
9 ATOMO MULTI STRATEGY - CLASSE L	ATMMST	LU1391065478	112.75	115.26	2.2%	-	-	-	-
10 ATOMO PLAB FLEX ABSOLUTE FUND - CLASSE L	ATMPFL	LU1391065511	102.14	102.11	0.0%	-	-	-	-
11 BASE INV BONDS MULTICURRENCY CLASS EUR L	BONMUL	LU1242466446	98.22	98.17	-0.1%	1	9 827	1	9 827
12 BASE INV FLEX LOW RISK EXPOS CLASS EUR L	FLEXLO	LU1242466875	98.55	99.25	0.8%	1	79 817	1	79 817
13 COMPAM ACTIVE MARKET NEUTRAL CLASSE Q	COMAMM	LU1275426788	88.727	88.63	-0.1%	16	301 442	19	416 800
14 COMPAM CONSERVATIVE PORTFOLIO CLASSE Q	COMCP1	LU1275426570	94.12	94.23	0.1%	-	-	-	-
15 COMPAM FUND - SB FLEXIBLE CLASSE Q	COMSBF	LU1275426358	97.668	98.786	1.1%	-	-	-	-
16 COMPAM FUND DOUBLE ACTION FOCUS	COMDAF	LU1920289813	-	-	-	-	-	-	-
17 COMPAM FUND GLOBAL FLEXIBLE BLEND	COMGFB	LU1769738383	94.056	93.682	-0.4%	5	129 543	5	129 543
18 COMPAM FUND SB CONVEX CLASSE Q	COMSBC	LU1468873846	96.223	95.384	-0.9%	-	-	-	-
19 COMPAM GLOBAL DIVERSIFIED CLASSE Q	COMGDD	LU1275426515	93.667	95.333	1.8%	-	-	-	-
20 FCS NAVIGATOR FUND	NAVGT	IE00BYXWV859	90.51	92.01	1.7%	1	104 546	-	104 546
21 FCS NAVIGATOR PLUS FUND	NAVPL	IE00BYXWV887	90.03	89.83	-0.2%	-	-	-	-
22 HPS BASIC FUND CLASSE Q EUR	HPSBAS	LU1176781729	12.09	12.56	3.9%	4	1 536	5	1 548
23 LUXBRIDGE SICAV - JCI FX MACRO	JCFXMA	LU1882532614	-	-	-	2	200	2	200
24 METHOD ATTRAC GLOB OPPORTUN LIST ACC EUR	MAGO	LU1322032373	721.47	701.77	-2.7%	-	-	-	-
25 METHOD TARGET SELECTION LISTING ACC EUR	METS	LU1322032421	-	-	-	-	-	-	-
26 MULTI STAR SICAV - AL-FA DYNAMIC	MSCOOQ	LU1838949516	94.18	95.46	1.4%	-	-	-	-
27 MULTI STAR SICAV - HEARTH ETHICAL FUND	MSHEEQ	LU1838949607	96.64	97.81	1.2%	-	-	-	-
28 NEW MILLEN MULTI ASSET OPPORTUN CLASSE L	NMMAO	LU1363165751	96.75	98.02	1.3%	16	2 077 568	27	10 699 725
29 NEW MILLENNIUM AUGUSTUM MARKET TIMING L	NMMT	LU1148874636	112.95	114.26	1.2%	-	-	-	-
30 NEW MILLENNIUM BALANC WORLD CONSERVAT L	NMBWC	LU1148874552	150.89	152.49	1.1%	-	-	1	29 752
31 NEW MILLENNIUM PIR BILANCIATO SIST ITA L	NMPBSI	LU1602468800	96.85	98.29	1.5%	-	-	-	-
32 NEW MILLENNIUM VOL ACTIVE CLASSE L	NMVOL	LU1148874800	99.26	99.21	-0.1%	-	-	-	-
33 NEXTAM SHIELD OPPORTUNITIES	NPSHIE	LU1814063993	-	-	-	-	-	-	-
34 OPEN CAPITAL PROFESSIONAL ITALY	OCPP1	IT0005279754	92.778	95.502	2.9%	15	746 016	18	801 807
35 OPEN CAPITAL TOTAL RETURN CLASSE L	OCPTR	IT0005279515	101.078	103.667	2.6%	59	9 560 322	88	20 699 632
36 PENSPAN GENERATION DYNAMIC PIR	PPGDYP	IT0005347585	-	-	-	-	-	-	-
37 PHARUS ABSOLUTE RETURN CLASS Q	PHSARO	LU1136401467	97.34	97.36	0.0%	4	241 396	8	327 181
38 PHARUS ALGO FLEX CLASS Q	PHSAFO	LU1136402788	90.23	91.81	1.5%	5	181 134	7	383 319
39 PHARUS ASIAN NICHES	PHSAN	LU1867027235	-	98.6	98.6	20	8 154 800	20	8 154 800
40 PHARUS BEST GL MANAG FLEX EQUITY CLASS Q	PHSBEQ	LU1136402358	94.88	96.87	2.1%	1	69 043	1	69 043
41 PHARUS GLOB DYNAM OPPORTUNITIES CLASS Q	PHSGOQ	LU1136402945	87.87	87.71	-0.2%	-	-	-	-
42 PHARUS MARZOTTO ACTIVE DIVERSIFIED Q	PHSMAD	LU1371515294	95.15	96.65	1.6%	-	-	-	-
43 PHARUS SOUTHERN EUROPE CLASS Q	PHSSE	LU1578646025	-	-	-	-	-	-	-
44 PHARUS TREND PLAYER CLASS Q	PHSTPO	LU1253667847	118.57	121.39	2.4%	1	11 149	2	22 688
45 PLURIMA STRATEGY PORTFOLIO A LISTED	PPSPF	IE00B0DPXK38	-	-	-	-	-	-	-
46 SELECTRA J. LAMARCK BIOTECH CLASS D	SELBL	LU1246176264	115.16	124.27	7.9%	2	1 513	6	54 217
47 SELECTRA J. LAMARCK PHARMA CLASS D	SELPL	LU1246176850	82.82	84.61	2.2%	-	-	-	-
48 SUMUS STRATEGIC FUND CLASSE Q EUR	HPSDYN	LU1176783774	10.47	10.63	1.5%	3	32	5	5 692
49 TIMEO EUROPEAN ABSOLUTE RETURN FUND CL A	TNEARA	LU1506884254	11.49	11.19	-2.6%	-	-	-	-
50 UCAPITAL MULTI ALPHA PLUS FUND A LISTED	PMALPF	IE00BV9H9S99	8.208	8.208	0.0%	-	-	-	-
51 VAREANE VALEUR QUOTATA	VVAITA	FR0013216891	102.09	103.07	1.0%	-	-	-	-
52 WOODPECKER - FLEXIBLE ROCK CLASSE T	WPCROC	LU121869874	101.555	102.114	0.6%	2	163 169	4	388 709
53 ZENIT GLOBAL OPPORTUNITIES CLASSE Q	ZMSGO1	LU1258032298	91.36	93.66	2.5%	-	-	1	640
54 ZENIT STABILITY CLASSE Q	ZMST1	LU1172660226	95.43	96.67	1.3%	-	-	-	-

Markets Analysis
Piazza degli Affari, 6 - 20123 Milano
T +39 02 724261 | Fax +39 02 8646.4323
e-mail: markets_analysis@borsaitaliana.it
www.borsaitaliana.it



This document contains text, data, graphics, photographs, illustrations, artwork, names, logos, trade marks, service marks and information ("Information") connected with Borsa Italiana S.p.A. ("Borsa Italiana"). All reasonable efforts have been made to ensure that the Information in this document was correct at the time of publication. However, Borsa Italiana Spa accepts no liability for decisions taken, or systems-related or other work carried out by any party based on this document. The publication of this document does not represent solicitation, by Borsa Italiana, of public saving and is not to be considered as a recommendation by Borsa Italiana as to the suitability of the investment, if any, herein described.

© February 2019 Borsa Italiana S.p.A. All rights reserved.