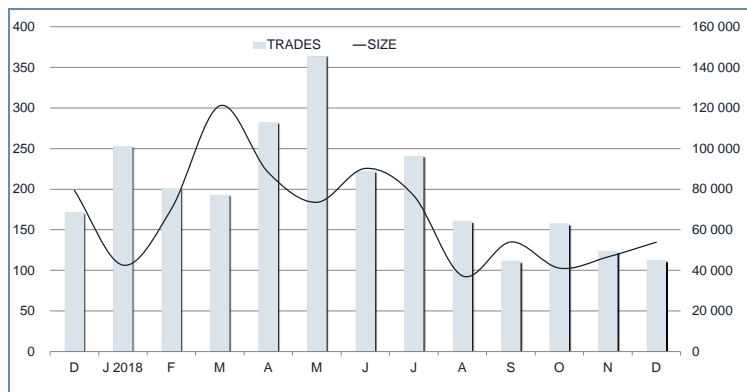
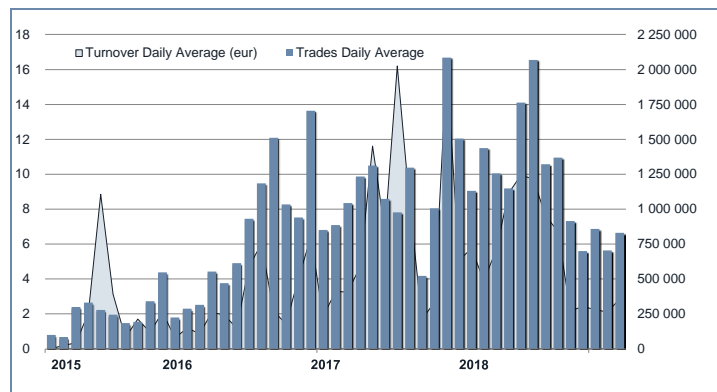




## ATFund Statistics

December 2018

### TRADING EVOLUTION



### MAIN INDICATORS

#### LISTED FUNDS

	LISTED END of MONTH	AUM in MT	
		eur m 30/11/2018	eur m 28/12/2018
CORPORATE AND GOV. BOND	34	64.63	62.50
DEVELOPED MARKETS	34	46.09	44.03
EMERGING	1	0.16	0.15
STYLE	1	0.09	-
OTHERS	53	226.46	223.31
<b>TOTAL</b>	<b>123</b>	<b>337.42</b>	<b>330.00</b>

#### TRADING

	NOVEMBER 2018	DECEMBER 2018	JAN - DEC 2018
	Turnover eur m	Turnover eur m	Turnover eur m
CORPORATE AND GOV. BOND	0.6	2.3	23.39
DEVELOPED MARKETS	2.5	0.9	25.45
EMERGING	0.0	0.0	0.21
STYLE	-	0.1	0.1
OTHERS	2.7	2.8	119.68
<b>TOTAL</b>	<b>5.78</b>	<b>6.09</b>	<b>168.82</b>

#### MOST TRADED IN THE MONTH BY TURNOVER

Name	Trading Code	ISIN	TURNOVER	
			eur m	% TOT
1 OPEN CAPITAL TOTAL RETURN CLASSE L	OCPTR	IT0005279515	1.48	24.2%
2 PHARUS GLOBAL VALUE EQUITY CLASS QH	PSGVQH	LU1371515880	0.80	13.1%
3 AISM LOW VOLATILITY FUND - E PLUS	AISMLV	LU1280406684	0.77	12.7%
4 NEW MILLENNIUM EURO BONDS SHORT TERM L	NMEBST	LU1148873661	0.73	11.9%
5 OPEN CAPITAL PROFESSIONAL ITALY	OCPPPI	IT0005279754	0.50	8.3%
6 NEW MILLEN EVERG GL HI YLD BOND CLASSE L	NMEGH	LU1363165918	0.47	7.7%
7 NEW MILLEN MULTI ASSET OPPORTUN CLASSE L	NMMAO	LU1363165751	0.28	4.7%
8 COMPAM FUND FLEXIBLE BOND CLASSE Q	COMFB0	LU1472302576	0.27	4.5%
9 COMPAM FUND GLOBAL FLEXIBLE BLEND	COMGFB	LU1769738383	0.17	2.8%
10 SELECTRA J. LAMARCK BIOTECH CLASS D	SELJLB	LU1246176264	0.13	2.2%

#### MOST TRADED IN THE YEAR BY TURNOVER

Name	Trading Code	ISIN	TURNOVER	
			eur m	% TOT
1 OPEN CAPITAL TOTAL RETURN CLASSE L	OCPTR	IT0005279515	59.31	35.1%
2 NEW MILLEN MULTI ASSET OPPORTUN CLASSE L	NMMAO	LU1363165751	19.08	11.3%
3 OPEN CAPITAL PROFESSIONAL ITALY	OCPPPI	IT0005279754	17.69	10.5%
4 ALESSIA - VOLCOR BETA ZERO CLASS Q	AVBZ01	LU1238726811	10.05	6.0%
5 PLURIMA GLOBAL STAR RETURN FUND A LISTED	POGSRF	IE00B22ZR401	5.27	3.1%
6 PHARUS SICAV - EUROPE ABSOLUTE FUND Q	PSEAFQ	LU1437803767	5.00	3.0%
7 WOODPECKER - FLEXIBLE ROCK CLASSE T	WPCROC	LU1271869874	4.89	2.9%
8 COMPAM FUND FLEXIBLE BOND CLASSE Q	COMFB0	LU1472302576	3.21	1.9%
9 PHARUS ALGO FLEX CLASS Q	PHSAFQ	LU1136402788	2.95	1.7%
10 ACOMEA BREVE TERMINE CLASSE Q2	ACABRT	IT0005090870	2.82	1.7%

#### What is ATFund (@Fund)

ATFund is a multilateral trading facilities (MTF) for open-end funds.  
 Clients can enter buy and sell orders between 8:00 a.m. and 10:55 a.m. Orders must indicate the quantity only.  
 Between 10:55 and 11 a.m. only the Appointed Intermediary can insert orders to execute the imbalance between buy and sell quantities. Trades are concluded within one minute after 11 a.m.  
 Contracts concluded at T are valued the following day (T+1) with the NAV (in Euro) as of day T provided by the issuers of listed funds by the cut-off time (5:00 pm).  
 Trades, valued at NAV, are settled in Monte Titoli the third day following the conclusion of contracts (T+3).

#### News:

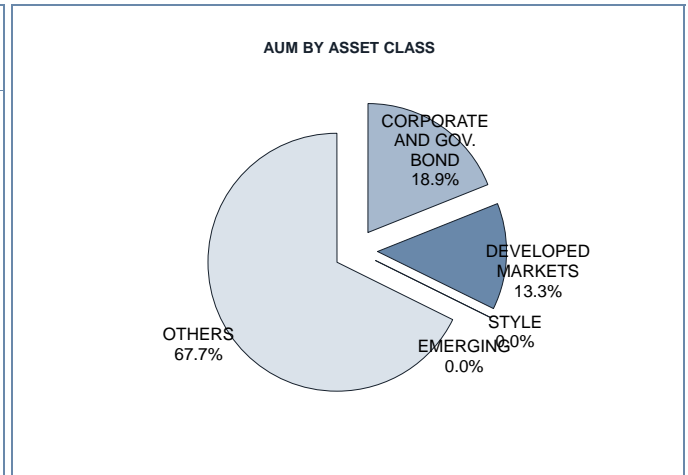
AUM: € 330 mln (+ 19.79% VS December 2017)

Note: ATFund figures are included in the ETFPlus until September 2018

TURNOVER		NOVEMBER 2018		DECEMBER 2018		YEAR 2018			
		Trades	Turnover eur m	Trades	Turnover eur m	Trades	% TOT	Turnover eur m	% TOT
0	20 000	101	0.32	73	0.18	1 524	62.9%	4.50	2.7%
20 000	50 000	8	0.22	18	0.57	313	12.9%	10.48	6.2%
50 000	100 000	5	0.43	8	0.57	209	8.6%	14.17	8.4%
100 000	500 000	7	2.01	11	2.83	301	12.4%	62.46	37.0%
500 000		3	2.79	3	1.94	77	3.2%	77.21	45.7%
<b>TOTAL</b>		<b>124</b>	<b>5.78</b>	<b>113</b>	<b>6.09</b>	<b>2 424</b>		<b>168.82</b>	

## FOCUS

FUNDS WITH HIGHEST TURNOVER				
MONTH	NAME	TRADING CODE	ISIN	EUR
DECEMBER	OPEN CAPITAL TOTAL RETURN CLASSE L	OCPTR	IT0005279515	5 317 515
JANUARY 2018	PHARUS SICAV - EUROPE ABSOLUTE FUND Q	PSEAFQ	LU1437803767	2 565 471
FEBRUARY	PLURIMA GLOBAL STAR RETURN FUND A LISTED	POGSRF	IE00BZ2ZR401	4 270 475
MARCH	ALESSIA - VOLCOR BETA ZERO CLASS Q	AVBZ01	LU1238726811	6 762 347
APRIL	OPEN CAPITAL TOTAL RETURN CLASSE L	OCPTR	IT0005279515	14 552 139
MAY	OPEN CAPITAL TOTAL RETURN CLASSE L	OCPTR	IT0005279515	13 143 688
JUNE	OPEN CAPITAL TOTAL RETURN CLASSE L	OCPTR	IT0005279515	8 925 833
JULY	OPEN CAPITAL TOTAL RETURN CLASSE L	OCPTR	IT0005279515	8 883 817
AUGUST	OPEN CAPITAL TOTAL RETURN CLASSE L	OCPTR	IT0005279515	2 017 295
SEPTEMBER	OPEN CAPITAL TOTAL RETURN CLASSE L	OCPTR	IT0005279515	1 688 317
OCTOBER	ACOMEA BREVE TERMINE CLASSE Q2	ACABRT	IT0005090870	999 458
NOVEMBER	PHARUS SICAV - EUROPE ABSOLUTE FUND Q	PSEAFQ	LU1437803767	1 699 222
DECEMBER	OPEN CAPITAL TOTAL RETURN CLASSE L	OCPTR	IT0005279515	1 475 277



## MAIN INDICATORS - DEVELOPED MARKETS

Name	Trading Code	ISIN	Reference Price		Var %	DECEMBER 2018		JAN - DEC 2018	
			30/11/2018	28/12/2018		trades	Turnover €	trades	Turnover €
1 8A+ EIGER - CLASSE Q	8AECQ	IT0005114530	106.671	100.019	-6.2%	1	12 052	35	2 217 440
2 8A+ GRAN PARADISO - CLASSE Q	8AGCQ	IT0005137770	97.698	96.789	-0.9%	0	-	1	47 656
3 ACOMEIA AMERICA CLASSE Q2	ACAAME	IT0005091142	20.49	18.393	-10.2%	3	56	41	264 789
4 ACOMEIA ASIA PACIFICO CLASSE Q2	ACAAPA	IT0005091183	6.086	5.605	-7.9%	3	17	98	364 043
5 ACOMEIA EUROPA CLASSE Q2	ACAEUP	IT0005091167	15.702	14.481	-7.8%	3	21 194	65	522 112
6 ACOMEIA GLOBALE CLASSE Q2	ACAGLO	IT0005091100	13.716	12.685	-7.5%	3	38	59	265 209
7 ACOMEIA ITALIA CLASSE Q2	ACAITA	IT0005091233	20.441	19.097	-6.6%	14	1 088	128	35 985
8 ALBEMARLE TARGET EUROPE - CLASS X	ATLTEU	IE00BYZZQ212	101.889	97.6595	-4.2%	0	-	4	4 400
9 ALBEMARLE TARGET ITALY - CLASS X	ATLTIT	IE00BYZZPY67	99.1623	96.2773	-2.9%	0	-	8	82 941
10 ALBEMARLE TARGET ITALY HEDGED - CLASS X	ATLTIH	IE00BDHF6114	93.5975	94.6094	1.1%	1	1 851	14	136 979
11 ALESSIA - VOLCOR BETA ZERO CLASS Q	AVBZ01	LU1238726811	116.93	114.9	-1.7%	1	5 991	70	10 049 609
12 APSLEY FUND ICNAV - OPTIMA STAR FUND	OPTMSF	IE00BDZ9X585				0	-	0	-
13 ATLANTE GREATER ASIA - CLASS X	ATLGRA	IE00BYZZQ105						2	624
14 ATOMO MADE IN ITALY FUND - CLASSE L	ATMMIF	LU1391064828	120.24	120.22	0.0%	0	-	8	294 070
15 COMPAM ACTIVE EQUITY SELECTION CLASSE Q	COMAES	LU1275426606	105.802	100.287	-5.2%	0	-	2	529
16 COMPAM ACTIVE GLOBAL LONG SHORT	COMAEE	LU1275425897	95.762	92.592	-3.3%	0	-	0	-
17 COMPAM FUND - SB EQUITY CLASSE Q	COMSBQ	LU1275426275	108.328	102.438	-5.4%	0	-	0	-
18 COMPAM FUND ACTIVE GLOBAL EQUITY	COMGEQ	LU1783934646				0	-	0	-
19 DIAMAN SICAV MATHEMATICS EUR CLASS P	DIAMAM	LU0277563010	781.07		n.a.	0	-	10	39 660
20 FINLABO DYNAMIC EQUITY - CLASSE L	FINLDE	LU1397788552	100.32	97.32	-3.0%	0	-	24	1 151 738
21 NEW MILLENNIUM EURO EQUITIES CLASSE L	NMEE	LU1148873406	59.79	55.42	-7.3%	0	-	2	333 189
22 NEW MILLENNIUM GLOBAL EQUITIES EUR HED L	NMGE	LU1148873588	93.13	84.82	-8.9%	0	-	5	55 483
23 PHARUS GLOBAL VALUE EQUITY CLASS Q	PSGVQ	LU1371515534	109.42	100.93	-7.8%	0	-	23	1 575 692
24 PHARUS GLOBAL VALUE EQUITY CLASS QH	PSGVQH	LU1371515880	109.48	101.36	-7.4%	5	796 578	25	1 808 235
25 PHARUS GLOBAL VALUE EQUITY CLASS QHD	PSGQHD	LU1574104151	96.64	89.47	-7.4%	0	-	1	10 101
26 PHARUS INTERNATIONAL EQUITY QUANT CLASS Q	PHSIEQ	LU1136402192	92.64	85.53	-7.7%	0	-	7	31 761
27 PHARUS SICAV - EUROPE ABSOLUTE FUND Q	PSEAFQ	LU1437803767	101.65	94.93	-6.6%	1	57 730	10	5 003 621
28 PHARUS VALUE CLASS Q	PHSVQ	LU1136401970	88.88	82.81	-6.8%	0	-	7	75 935
29 QUAESTIO - PIR SMALL CAP	QPIRSC	IT0005345373	100	100	0.0%	0	-	0	-
30 RIVAGE EQUITY OPT STRAT (REOS) CLASSE HC	RIEPAM	FR0013250644	105.63		n.a.	0	-	0	-
31 VG SICAV EUROPEAN EQUITY FUND CLASSE L	VGEUEQ	LU1501201872	100	100	0.0%	0	-	0	-
32 VG SICAV US EQUITY FUND CLASSE L	VGUSEQ	LU1501194218	100	100	0.0%	0	-	0	-
33 VG SICAV WORLD EQUITY FUND CLASSE L	VGWOEQ	LU1501196932	100	100	0.0%	0	-	0	-
34 WOODPECKER - BALANCED BRAVE CLASSE T	WPCBRA	LU1271869445	112.098	109.734	-2.1%	0	-	10	1 047 109
35 WOODPECKER - PURE EQUITY CLASSE T	WPCPEQ	LU1271869791	119.595	109.601	-8.4%	0	-	4	35 235
36 ZENIT STOCK PICKING PIR CLASSE Q	ZMSSP1	LU1125606555	83.43	78.96	-5.4%	0	-	1	546

## MAIN INDICATORS - CORPORATE AND GOV. BOND

Name	Trading Code	ISIN	30/11/2018	Reference Price 28/12/2018	Var %	DECEMBER 2018 Trades	DECEMBER 2018 Turnover €	JAN - DEC 2018 Trades	JAN - DEC 2018 Turnover €
1 ACOMEA BREVE TERMINE CLASSE Q2	ACABRT	IT0005090870	15.492	15.614	0.8%	5	6 682	90	2 823 216
2 ACOMEA EUROBLAZIONARIO CLASSE Q2	ACAEUO	IT0005090896	17.576	17.883	1.7%	1	18	41	112 627
3 ACOMEA LIQUIDITA' CLASSE Q2	ACALIQ	IT0005090854	8.946	8.952	0.1%	3	85 257	11	127 678
4 ACOMEA PERFORMANCE CLASSE Q2	ACAPER	IT0005090912	22.063	22.095	0.1%	0	-	15	2 397 840
5 AISM LOW VOLATILITY FUND - E PLUS	AISMLV	LU1280406684	90.52	89.16	-1.5%	1	770 782	28	2 325 811
6 ATLANTE EURO BOND - CLASS X	ATLBON	IE00BYZ20097	-	-	-	0	-	0	-
7 BASE INV BONDS VALUE CLASS EUR L	BONVAL	LU1242466289	95.56	96.13	0.6%	0	-	32	1 944 839
8 BCM TOTAL RETURN BOND FUND L1 EUR	BCM113	MT7000015657	-	-	-	0	-	0	-
9 COMPAM FUND - SB BOND CLASSE Q	COMSB8	LU1275426432	101.638	101.844	0.2%	0	-	0	-
10 COMPAM FUND ACTIVE CONSERV BOND CLASSE Q	COMACB	LU1472302147	-	-	-	0	-	0	-
11 COMPAM FUND FLEXIBLE BOND CLASSE Q	COMFBO	LU1472302576	97.18	97.18	0.0%	1	271 589	28	3 209 521
12 DIAMAN SICAV DYNAMIC INCOME CLASS P	DIAZDB	LU0277562558	113.8	-	n.a.	0	-	2	1 442
13 DIAMAN SICAV TARGET STRATEGY CLASS P	DIAMTS	LU1172430875	92.35	-	n.a.	0	-	0	-
14 EGF FUND EURO GLOBAL BOND CLASSE Q	EGFEGB	LU1249211803	-	-	-	0	-	2	45 818
15 INVESTIMENTI SOSTENIBILI LIFEAGENT	LGINVS	IT0005215709	96.922	95.517	-1.4%	0	-	4	45 718
16 NEW MILLEN EVERG GL HI YLD BOND CLASSE L	NMEGH	LU1363165918	98.52	96.36	-2.2%	1	466 878	6	791 976
17 NEW MILLENNIUM AUGUST HIGH QUALIT BOND L	NMHPB	LU1148873745	150.6	151.16	0.4%	0	-	5	80 705
18 NEW MILLENNIUM AUGUSTUM CORPORATE BOND L	NMCPB	LU1148874396	214.63	214.57	0.0%	0	-	6	75 224
19 NEW MILLENNIUM EURO BONDS SHORT TERM L	NMEBST	LU1148873661	137.41	137.67	0.2%	2	726 187	12	1 281 258
20 NEW MILLENNIUM EX EUR HIGH QUALIT BOND L	NMEHQ	LU1148873828	105.21	104.3	-0.9%	0	-	5	33 847
21 NEW MILLENNIUM INFLAT LINK BOND EUROP L	NMILB	LU1148874040	107.83	107.71	-0.1%	0	-	4	162 554
22 NEW MILLENNIUM ITALIAN DIVERSIF BOND L	NMIDB	LU1148874479	122.29	123.5	1.0%	0	-	10	83 319
23 NEW MILLENNIUM LARGE EUROPE CORPORATE L	NMLEC	LU1148874123	140.72	140.72	0.0%	0	-	6	92 149
24 NEXTAM VER CAPITAL EUR CORPORATE SELECT	NPVERC	LU1814064371	-	-	-	0	-	3	50
25 PHARUS BOND OPPORTUNITIES CLASS Q	PHSBOQ	LU1136401111	98.67	98.74	0.1%	0	-	6	624 542
26 PHARUS LIQUIDITY CLASS Q	PHSLQ	LU1136401384	100.29	100.55	0.3%	1	14 680	7	654 664
27 PHARUS MARZOTTO ACTIVE BOND Q	PHSMAB	LU1371515021	96.44	96.56	0.1%	0	-	0	-
28 PHARUS TARGET CLASS Q	PHSTO	LU1136402432	79.39	79.14	-0.3%	1	1 192	18	763 498
29 PLURIMA GLOBAL STAR RETURN FUND A LISTED	POGRSF	IE00BZ2R401	-	-	-	0	-	6	5 269 875
30 PLURIMA VB TOTAL RET BOND FUND A LISTED	PMCTCR	IE00BW5X061	-	-	-	0	-	7	-
31 TCW EMER MKT LOCAL CURR INC HEDGE ATFHE	TCWL2	LU1266771549	10.0633	10.1085	0.4%	0	-	7	424 613
32 TCW EMER MKT LOCAL CURRENCY INCOME ATFHE	TCWL1C	LU1266771465	10.4548	10.4226	-0.3%	0	-	1	103
33 TCW EMERGING MKT INCOME ATFHE	TOWEM1	LU1266771200	11.1554	11.1464	-0.1%	0	-	3	1 969
34 TCW EMERGING MKT INCOME HEDGE ATFHE	TOWEM2	LU1266771382	10.859	10.9321	0.7%	0	-	5	13 564
35 TCW METWEST TOTAL RET BOND ATFHE	TCWMW1	LU1266771622	10.0196	10.0591	0.5%	1	302	2	485
36 TCW METWEST TOTAL RET BOND HEDGE ATFHE	TCWMW2	LU1266771895	9.727	9.845	1.2%	0	-	0	-
37 TCW METWEST UNCONSTR BOND HEDGE ATFHE	TCWML2	LU1266772356	10.0273	10.0513	0.2%	0	-	1	5 070
38 TCW METWEST UNCONSTR BOND ATFHE	TCWML1	LU1266772273	10.3075	10.2535	-0.5%	0	-	0	-
39 VG SICAV GLOBAL BOND CLASSE L	VGGLBD	LU1501204389	-	-	-	0	-	1	476

## MAIN INDICATORS - EMERGING, STYLE AND OTHERS

Name	Trading Code	ISIN	30/11/2018	Reference Price 28/12/2018	Var %	DECEMBER 2018 Trades	DECEMBER 2018 Turnover €	JAN - DEC 2018 Trades	JAN - DEC 2018 Turnover €
1 8A+ LATEMAR - CLASSE Q	BALCQ	IT0005114522	100.298	98.305	-2.0%	0	-	2	32 280
2 ACOMEA FONDO ETF ATTIVO CLASSE Q2	ACAEAT	IT0005090938	4.98	4.82	-2.8%	3	15	49	42 334
3 ACOMEA PAESI EMERGENTI CLASSE Q2	ACAPEM	IT0005091126	7.512	7.128	-5.1%	4	271	73	160 384
4 ACOMEA PATRIMONIO AGGRESSIVO CLASSE Q2	ACAAGG	IT0005091084	4.166	4.002	-3.9%	3	12	68	493 004
5 ACOMEA PATRIMONIO DINAMICO CLASSE Q2	ACADIN	IT0005091068	5.505	5.399	-1.9%	3	832	50	679 723
6 ACOMEA PATRIMONIO ESENTE CLASSE Q2	ACAESE	IT0005252801	4.751	4.659	-1.9%	0	-	13	55 735
7 ACOMEA PATRIMONIO PRUDENTE CLASSE Q2	ACAPRU	IT0005091019	6.068	6.088	0.3%	2	12	69	1 202 142
8 ALESSIA - ABSOLUTE RETURN MACRO CLASS Q	AARMQ	LU1237262554	103.74	103.02	-0.7%	0	-	0	-
9 ALESSIA - ABSOLUTE RETURN PLUS CLASS Q	AARPPL	LU1237262738	-	-	-	0	-	37	2 202 300
10 AMAGIS DYNAMIC ALLOC TOT RET FUND L1 EUR	ADA113	MT7000015665	99.1	98.55	-0.6%	0	-	20	308 881
11 ATLANTE EURO FLEXIBLE - CLASS X	ATLFLX	IE00BYZ2P274	-	-	-	0	-	2	277
12 ATOMO CARPINUS - CLASSE L	ATMCAR	LU1391065718	100	100	0.0%	0	-	0	-
13 ATOMO GLOBAL RETURN - CLASSE L	ATMGLR	LU1391065395	88.57	84.66	-4.4%	1	9 539	27	970 734
14 ATOMO MULTI STRATEGY - CLASSE L	ATMMST	LU1391065478	109.75	105.77	-3.6%	0	-	5	11 018
15 ATOMO PLAB FLEX ABSOLUTE FUND - CLASSE L	ATMPFL	LU1391065511	101.98	99.89	-2.0%	0	-	0	-
16 AURORA SICAV ABSOL FUND OF FUNDS CLASS B	ABSOL	MT7000015962	-	-	-	0	-	3	695
17 BASE INV BONDS MULTICURRENCY CLASS EUR L	BONMUL	LU1242464646	98.12	97.71	-0.4%	0	-	0	-
18 BASE INV FLEX LOW RISK EXPOS CLASS EUR L	FLEXLO	LU1242466875	98.42	97.32	-1.1%	0	-	17	277 716
19 COMPAM ACTIVE MARKET NEUTRAL CLASSE Q	COMAMN	LU1275426788	89.193	94.43	5.3%	2	88 829	2	88 829
20 COMPAM CONSERVATIVE PORTFOLIO CLASSE Q	COMCPD	LU1275426970	94.429	94.43	0.0%	0	-	1	9 928
21 COMPAM FUND - SB FLEXIBLE CLASSE Q	COMSBF	LU1275426358	97.614	95.114	-2.6%	0	-	0	-
22 COMPAM FUND GLOBAL FLEXIBLE BLEND	COMGFB	LU1769738383	96.276	95.285	-1.0%	1	171 743	52	2 439 125
23 COMPAM FUND SB CONVEX CLASSE Q	COMSBC	LU1468873846	86.365	91.495	5.9%	0	-	1	20 624
24 COMPAM GLOBAL DIVERSIFIED CLASSE Q	COMGDO	LU1275426515	96.157	90.883	-5.5%	0	-	0	-
25 EIGER GLOBAL BALANCED ALLOCATION CLASS I	EIGGBA	MT7000015715	6	-	-	0	-	6	307 840
26 EIGER MULTI STRATEGY CLASS B	EIGMUL	MT7000015707	-	-	-	0	-	2	181
27 EIGER MUST CLASS B	EIGMUS	MT7000015698	-	-	-	0	-	2	27 161
28 EIGER PRESTIGE CLASS B	EIGPRE	MT7000015772	-	-	-	0	-	21	1 028 882
29 FCS NAVIGATOR FUND	NAVIGT	IE00BYXWV859	90.4	84.88	-6.1%	0	-	3	885
30 FCS NAVIGATOR PLUS FUND	NAVILP	IE00BYXWV887	89.65	86.64	-3.4%	0	-	1	494
31 HPS BASIC FUND CLASSE Q EUR	HPSBAS	LU1176781729	12.18	11.53	-5.3%	3	34 133	64	316 995
32 LUXBRIDGE SICAV - JCI FX MACRO	JCFXMA	LU1882532614	100	100	0.0%	0	-	0	-
33 METHOD ATTRAC GLOB OPPORTUN LIST ACC EUR	MAGO	LU1322032373	749.9988	769.3846	2.6%	0	-	4	575 061
34 METHOD TARGET SELECTION LISTING ACC EUR	METS	LU1322032421	-	-	-	0	-	0	-
35 MULTI STAR SICAV - AL FA DYNAMIC	MSOCCQ	LU1838949516	95.35	90.96	-4.6%	0	-	1	10 000
36 MULTI STAR SICAV - HEARTH ETHICAL FUND	MSHEEQ	LU1838949607	96.12	92.76	-3.5%	0	-	1	10 000
37 NEW MILLEN MULTI ASSET OPPORTUN CLASSE L	NMMAO	LU1363165751	96.07	94.43	-1.7%	4	283 774	102	19 083 335
38 NEW MILLENNIUM AUGUSTUM MARKET TIMING L	NMMT	LU1148874638	112.32	110.85	-1.3%	0	-	2	688
39 NEW MILLENNIUM BALANC WORLD CONSERVAT L	NMBWB	LU1148874552	150.61	146.23	-1.6%	1	10 492	15	1 209 018
40 NEW MILLENNIUM PIR BLANCIATO SIST ITA L	NMPSI	LU1602468800	95.35	93.8	-1.6%	0	-	5	154 984
41 NEW MILLENNIUM VOLACTIVE CLASSE L	NMVOL	LU1148874800	100.08	99.49	-0.6%	0	-	4	6 931
42 NEXTAM SHIELD OPPORTUNITIES	NPSHIE	LU1814063993	-	-	-	0	-	3	50
43 OPEN CAPITAL PROFESSIONAL ITALY	OCPPI	IT0005279754	89.869	88.12	-1.9%	4	503 397	126	17 685 058
44 OPEN CAPITAL TOTAL RETURN CLASSE L	OCPTR	IT0005279515	98.578	97.505	-1.1%	12	1 475 277	274	59 306 508
45 PENSPLAN GENERATION DYNAMIC PIR	PRSDYP	IT0005347885	100	100	0.0%	0	-	0	-
46 PHARUS ABSOLUTE RETURN CLASS Q	PHSARO	LU1136401467	95.73	94.56	-1.2%	0	-	13	1 042 887
47 PHARUS ALGO FLEX CLASS Q	PHSAFO	LU1136402788	89.32	86.44	-3.2%	5	89 809	77	2 946 410
48 PHARUS BEST GL MANAG FLEX EQUITY CLASS Q	PHSBEQ	LU1136402358	95.17	90.62	-4.8%	0	-	1	140 467
49 PHARUS BEST GLOBAL MANAGERS CLASS Q	PHSBMG	LU1136402275	-	-	-	0	-	5	644 448
50 PHARUS GLOB DYNAM OPPORTUNITIES CLASS Q	PHSGOQ	LU1136402945	90.22	85.27	-5.5%	0	-	2	53 731
51 PHARUS MARZOTTO ACTIVE DIVERSIFIED Q	PHSMAD	LU1371515294	98.08	93.67	-4.5%	0	-	0	-
52 PHARUS SOUTHERN EUROPE CLASS Q	PHSSE	LU1176946025	-	-	-	0	-	2	285 293
53 PHARUS TREND PLAYER CLASS Q	PHSTPO	LU1253867847	117.13	113.02	-3.5%	0	-	4	47 086
54 PLURIMA STRATEGY PORTFOLIO A LISTED	PPSPFO	IE00BVDPKX98	10	10	0.0%	0	-	0	-
55 SELECTRA J. LAMARCK BIOTECH CLASS D	SELJLB	LU1246176264	115.71	100.42	-13.2%	7	134 082	56	734 733
56 SELECTRA J. LAMARCK PHARMA CLASS D	SELJLP	LU1246176850	87.04	78.77	-9.5%	1	18 965	9	93 886
57 SILK AFRICAN LIONS FUND CLASS IR (EUR)	SIAL	LU125221293	101.13	-	n.a.	0	-	9	47 181
58 SUMUS STRATEGIC FUND CLASSE Q EUR	HPSDYN	LU1176783774	10.45	10.18	-2.6%	5	26 384	72	181 914
59 TIMEO EUROPEAN ABSOLUTE RETURN FUND CL A	TNEARA	LU1506684254	11.3	-	n.a.	0	-	1	113
60 UCAPITAL MULTI ALPHA PLUS FUND A LISTED	PMLPFF	IE00BY9H9999	8.208	8.208	0.0%	0	-	0	-
61 VARENNE VALEUR QUOTA IT	VVAITA	FR0013216991	101.75	97.2	-4.5%	0	-	3	130 910
62 WOODPECKER - FLEXIBLE ROCK CLASSE T	WPCROC	LU1271969874	100.065	99.634	-0.4%	0	-	10	4 891 706
63 ZENIT GLOBAL OPPORTUNITIES CLASSE Q	ZMSGDI	LU1258032298	95.07	85.22	-10.4%	0	-	1	10 358
64 ZENIT LIABILITY CLASSE Q	ZMSST1	LU1172560226	95.55	91.45	-4.3%	0	-	2	285

Markets Analysis  
Piazza degli Affari, 6 - 20123 Milano  
T +39 02 724261 | Fax +39 02 8646.4323  
e-mail: markets\_analysis@borsaitaliana.it  
www.borsaitaliana.it

This document contains text, data, graphics, photographs, illustrations, artwork, names, logos, trade marks, service marks and information ("Information") connected with Borsa Italiana S.p.A. ("Borsa Italiana"). All reasonable efforts have been made to ensure that the Information in this document was correct at the time of publication. However, Borsa Italiana Spa accepts no liability for decisions taken, or systems-related or other work carried out by any party based on this document. The publication of this document does not represent solicitation, by Borsa Italiana, of public saving and is not to be considered as a recommendation by Borsa Italiana as to the suitability of the investment, if any, herein described.