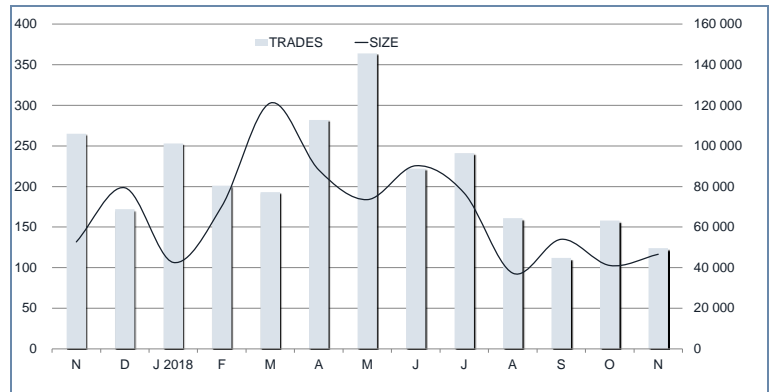
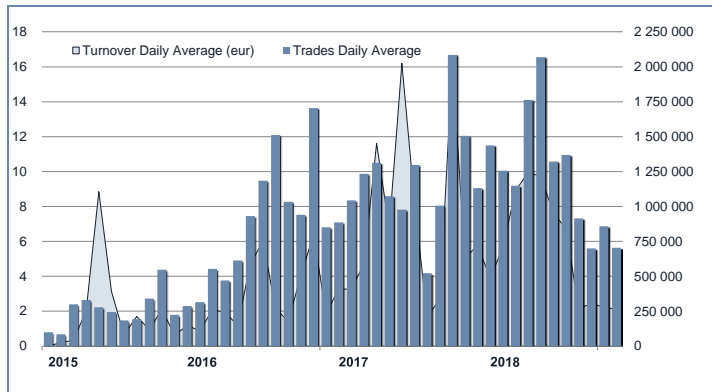




## ATFund Statistics

November 2018

### TRADING EVOLUTION



### MAIN INDICATORS

#### LISTED FUNDS

	LISTED END OF MONTH	AUM in MT	
		eur m 31/10/2018	eur m 30/11/2018
CORPORATE AND GOV. BOND	35	69.15	64.63
DEVELOPED MARKETS	35	0.15	46.09
EMERGING	2	44.80	0.16
STYLE	1	0.09	0.09
OTHERS	53	226.76	226.46
<b>TOTAL</b>	<b>126</b>	<b>340.95</b>	<b>337.42</b>

#### TRADING

	OCTOBER 2018	NOVEMBER 2018	JAN - NOV 2018
	Turnover eur m	Turnover eur m	Turnover eur m
CORPORATE AND GOV. BOND	2.8	0.6	21.05
DEVELOPED MARKETS	1.2	2.5	24.56
EMERGING	0.0	0.0	0.21
STYLE	-	-	0.00
OTHERS	2.4	2.7	116.9
<b>TOTAL</b>	<b>6.49</b>	<b>5.78</b>	<b>162.73</b>

#### MOST TRADED IN THE MONTH BY TURNOVER

Name	Trading Code	ISIN	TURNOVER	
			eur m	% TOT
1 PHARUS SICAV - EUROPE ABSOLUTE FUND Q	PSEAFQ	LU1437803767	1.70	29.4%
2 OPEN CAPITAL TOTAL RETURN CLASSE L	OCPTR	IT0005279515	1.33	23.0%
3 NEW MILLEN MULTI ASSET OPPORTUN CLASSE L	NMMAO	LU1363165751	0.51	8.8%
4 FINLABO DYNAMIC EQUITY - CLASSE L	FINLDE	LU1397788552	0.48	8.3%
5 NEW MILLEN EVERG GL HI YLD BOND CLASSE L	NMEGH	LU1363165918	0.31	5.3%
6 ACOMEA PATRIMONIO DINAMICO CLASSE Q2	ACADIN	IT0005091068	0.30	5.1%
7 ACOMEA PATRIMONIO PRUDENTE CLASSE Q2	ACAPRU	IT0005091019	0.21	3.6%
8 PHARUS GLOBAL VALUE EQUITY CLASS QH	PSGVQH	LU1371515880	0.18	3.1%
9 OPEN CAPITAL PROFESSIONAL ITALY	OCPPH	IT0005279754	0.17	2.9%
10 ACOMEA PERFORMANCE CLASSE Q2	ACAPER	IT0005090912	0.15	2.6%

#### MOST TRADED IN THE YEAR BY TURNOVER

Name	Trading Code	ISIN	TURNOVER	
			eur m	% TOT
1 OPEN CAPITAL TOTAL RETURN CLASSE L	OCPTR	IT0005279515	57.83	35.5%
2 NEW MILLEN MULTI ASSET OPPORTUN CLASSE L	NMMAO	LU1363165751	18.80	11.6%
3 OPEN CAPITAL PROFESSIONAL ITALY	OCPPH	IT0005279754	17.18	10.6%
4 ALESSIA - VOLCOR BETA ZERO CLASS Q	AVBZ01	LU1238726811	10.04	6.2%
5 PLURIMA GLOBAL STAR RETURN FUND A LISTED	POGSRF	IE008222R401	5.27	3.2%
6 PHARUS SICAV - EUROPE ABSOLUTE FUND Q	PSEAFQ	LU1437803767	4.95	3.0%
7 WOODPECKER - FLEXIBLE ROCK CLASSE T	WPCROC	LU1271869874	4.89	3.0%
8 COMPAM FUND FLEXIBLE BOND CLASSE Q	COMFBO	LU1472302576	2.94	1.8%
9 PHARUS ALGO FLEX CLASS Q	PHSAFQ	LU1136402788	2.86	1.8%
10 ACOMEA BREVE TERMINE CLASSE Q2	ACABRT	IT0005090870	2.82	1.7%

#### What is ATFund (@Fund)

ATFund is a multilateral trading facilities (MTF) for open-end funds.  
 Clients can enter buy and sell orders between 8:00 a.m. and 10:55 a.m. Orders must indicate the quantity only.  
 Between 10:55 and 11 a.m., only the Appointed Intermediary can insert orders to execute the imbalance between buy and sell quantities. Trades are concluded within one minute after 11 a.m.  
 Contracts concluded at T are valued the following day (T+1) with the NAV (in Euro) as of day T provided by the issuers of listed funds by the cut-off time (5:00 pm).  
 Trades, valued at NAV, are settled in Monte Titoli the third day following the conclusion of contracts (T+3).

#### News:

AUM: € 337 mln (+23.9% vs November 2017).

New instrument listed in November:  
 • LUXBRIDGE SICAV - JCI FX MACRO

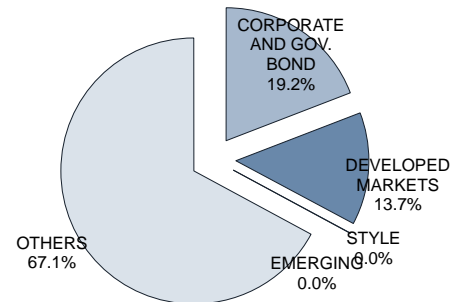
Note: ATFund figures are included in the ETFPlus until September 2018

TURNOVER		OCTOBER 2018		NOVEMBER 2018		YEAR 2018			
		Trades	Turnover eur m	Trades	Turnover eur m	Trades	% TOT	Turnover eur m	% TOT
0	20 000	116	0.34	101	0.32	1 451	62.8%	4.32	2.7%
20 000	50 000	23	0.84	8	0.22	295	12.8%	9.91	6.1%
50 000	100 000	10	0.63	5	0.43	201	8.7%	13.60	8.4%
100 000	500 000	6	1.69	7	2.01	290	12.5%	59.64	36.6%
500 000		3	2.98	3	2.79	74	3.2%	75.27	46.3%
<b>TOTAL</b>		<b>158</b>	<b>6.49</b>	<b>124</b>	<b>5.78</b>	<b>2 311</b>		<b>162.73</b>	

## FOCUS

FUNDS WITH HIGHEST TURNOVER				
MONTH	NAME	TRADING CODE	ISIN	EUR
NOVEMBER	OPEN CAPITAL TOTAL RETURN CLASSE L	OCPTR	IT0005279515	4 867 345
DECEMBER	OPEN CAPITAL TOTAL RETURN CLASSE L	OCPTR	IT0005279515	5 317 515
JANUARY 2018	PHARUS SICAV - EUROPE ABSOLUTE FUND Q	PSEAFQ	LU1437803767	2 565 471
FEBRUARY	PLURIMA GLOBAL STAR RETURN FUND A LISTED	POGSRF	IE00B2Z2R401	4 270 475
MARCH	ALESSIA - VOLCOR BETA ZERO CLASS Q	AVBZ01	LU1238726811	6 762 347
APRIL	OPEN CAPITAL TOTAL RETURN CLASSE L	OCPTR	IT0005279515	14 552 139
MAY	OPEN CAPITAL TOTAL RETURN CLASSE L	OCPTR	IT0005279515	13 143 688
JUNE	OPEN CAPITAL TOTAL RETURN CLASSE L	OCPTR	IT0005279515	8 925 833
JULY	OPEN CAPITAL TOTAL RETURN CLASSE L	OCPTR	IT0005279515	8 883 817
AUGUST	OPEN CAPITAL TOTAL RETURN CLASSE L	OCPTR	IT0005279515	2 017 295
SEPTEMBER	OPEN CAPITAL TOTAL RETURN CLASSE L	OCPTR	IT0005279515	1 688 317
OCTOBER	ACOMEA BREVE TERMINE CLASSE Q2	ACABRT	IT0005090870	999 458
NOVEMBER	PHARUS SICAV - EUROPE ABSOLUTE FUND Q	PSEAFQ	LU1437803767	1 699 222

## AUM BY ASSET CLASS



## MAIN INDICATORS - DEVELOPED MARKETS

Name	Trading Code	ISIN	Reference Price			NOVEMBER 2018		JAN - NOV 2018	
			31/10/2018	30/11/2018	Var %	Trades	Turnover €	Trades	Turnover €
1 8A+ EIGER - CLASSE Q	8AECQ	IT0005114530	106.216	10.0633	2.4%	3	39 454	34	2 205 388
2 8A+ GRAN PARADISO - CLASSE Q	8AGCQ	IT0005137770	96.588	10.0136	0.6%	0	-	1	47 656
3 ACOMEA AMERICA CLASSE Q2	ACAAME	IT0005091142	20.426	12.18	-0.3%	0	-	38	264 734
4 ACOMEA ASIA PACIFICO CLASSE Q2	ACAAPA	IT0005091183	6.005	105.63	-1.0%	2	8 919	95	364 026
5 ACOMEA EUROPA CLASSE Q2	ACAEUP	IT0005091167	15.534	10.45	-0.4%	0	-	62	500 918
6 ACOMEA GLOBALE CLASSE Q2	ACAGLO	IT0005091100	13.481	90.22	1.6%	1	261	56	265 171
7 ACOMEA ITALIA CLASSE Q2	ACAITA	IT0005091233	20.315			17	709	114	34 897
8 ALBEMARLE TARGET EUROPE - CLASS X	ATLTEU	IE00BYZZQ212	105.211	89.32	-0.5%	0	-	4	4 400
9 ALBEMARLE TARGET ITALY - CLASS X	ATLTIT	IE00BYZZPY67	100.4055	79.39	-1.9%	0	-	8	82 941
10 ALBEMARLE TARGET ITALY HEDGED - CLASS X	ATLTIH	IE00BDHF6114	95.6305	101.638	0.8%	1	1 439	13	135 128
11 ALESSIA - VOLCOR BETA ZERO CLASS Q	AVBZ01	LU1238726811	116.36	112.098	-0.6%	5	34 968	69	10 043 618
12 APSLEY FUND ICAV - OPTIMA STAR FUND	OPTMFI	IE00BDZ9X585	1	95.07	1.0%	0	-	0	-
13 ATLANTE GREATER ASIA - CLASS X	ATLGRA	IE00BYZZQ105		95.17	-0.6%			2	624
14 ATOMO MADE IN ITALY FUND - CLASSE L	ATMMIF	LU1391064828	122.08	95.762	-0.7%	1	240	8	294 070
15 COMPAM ACTIVE EQUITY SELECTION CLASSE Q	COMAES	LU1275426606	106.935	11.1554	-1.1%	1	317	2	529
16 COMPAM ACTIVE EUROPEAN EQUITY CLASSE Q	COMAEE	LU1275425897	96.456			0	-	0	-
17 COMPAM FUND - SB EQUITY CLASSE Q	COMSBE	LU1275426275	107.122	10.859	-1.4%	0	-	0	-
18 COMPAM FUND ACTIVE GLOBAL EQUITY	COMGEQ	LU1783934646	1	97.614	0.0%	0	-	0	-
19 DIAMAN SICAV MATHEMATICS EUR CLASS P	DIAMAM	LU0277563010	805.22	88.88	-0.3%	2	1 582	10	39 660
20 FINLAB DYNAMIC EQUITY - CLASSE L	FINLDE	LU1397788552	101.77	10.0273	-0.5%	2	479 159	24	1 151 738
21 NEW MILLENNIUM EURO EQUITIES CLASSE L	NMEE	LU1148873406	60.4	92.64	0.2%	0	-	2	333 189
22 NEW MILLENNIUM GLOBAL EQUITIES EUR HED L	NMGE	LU1148873588	91.75			1	546	5	55 483
23 PHARUS GLOBAL VALUE EQUITY CLASS Q	PSGVQ	LU1371515534	107.42	9.727	0.3%	2	2 090	23	1 575 692
24 PHARUS GLOBAL VALUE EQUITY CLASS QH	PSGVQH	LU1371515880	107.6	10.3075	-0.2%	4	179 428	20	1 011 657
25 PHARUS GLOBAL VALUE EQUITY CLASS QHD	PSGVQHD	LU1574104151	94.98	108.328	1.1%	0	-	1	10 101
26 PHARUS INTERNATION EQUITY QUANT CLASS Q	PHSIEQ	LU1136402192	92.48			2	3 745	7	31 761
27 PHARUS SICAV - EUROPE ABSOLUTE FUND Q	PSEAFQ	LU1437803767	102.89	105.802	-1.1%	1	1 699 222	9	4 945 891
28 PHARUS VALUE CLASS Q	PHSVQ	LU1136401970	89.19	103.74	0.3%	2	954	7	75 935
29 QUAESTIO - PIR SMALL CAP	QPIRSC	IT0005345373	100	83.43	-2.8%	0	-	0	-
30 RIVAGE EQUITY OPT STRAT (REOS) CLASSE HC	RIEPAM	FR0013250644	106.7	116.93	0.5%	0	-	0	-
31 VG SICAV EUROPEAN EQUITY FUND CLASSE L	VGEUEQ	LU1501201872	100	96.157	-1.1%	0	-	0	-
32 VG SICAV US EQUITY FUND CLASSE L	VGUSEQ	LU1501194218	100	89.193	-1.4%	0	-	0	-
33 VG SICAV WORLD EQUITY FUND CLASSE L	VGWOEQ	LU1501196932	100	94.429	-0.6%	0	-	0	-
34 WOODPECKER - BALANCED BRAVE CLASSE T	WPCBRA	LU1271869445	112.758	119.595	0.4%	1	224	10	1 047 109
35 WOODPECKER - PURE EQUITY CLASSE T	WPCPEQ	LU1271869791	119.145	100.065	-0.2%	1	237	4	35 235
36 ZENIT STOCK PICKING PIR CLASSE Q	ZMSSP1	LU1172560655	85.87	10.4548	2.8%	0	-	1	546

## MAIN INDICATORS - CORPORATE AND GOV. BOND

Name	Trading Code	ISIN	31/10/2018	Reference Price 30/11/2018	Var %	NOVEMBER 2018		JAN-NOV 2018	
						Trades	Turnover €	Trades	Turnover €
1 ACOMEA BREVE TERMINE CLASSE Q2	ACABRT	IT0005090870	15.467	150.61	0.3%	2	788	85	2 816 535
2 ACOMEA EUROBLIGAZIONARIO CLASSE Q2	ACEAEO	IT0005090896	17.741	112.32	-0.6%	0	-	40	112 610
3 ACOMEA LIQUIDITA' CLASSE Q2	ACALIQ	IT0005090854	8.948	122.29	-1.4%	0	-	8	42 422
4 ACOMEA PERFORMANCE CLASSE Q2	ACAPER	IT0005090912	21.477	100.08	-1.3%	1	149 304	15	2 397 840
5 AISM LOW VOLATILITY FUND - E PLUS	AISMLV	LU1280406884	94.81	5.505	1.9%	1	25 401	27	1 555 029
6 ATLANTE EURO BOND - CLASS X	ATLBON	IE008YZZ0397		214.63	-2.0%	0	-	0	-
7 BASE INV BONDS VALUE CLASS EUR L	BONVAL	LU1242466289	97.25	98.67	0.3%	1	191	32	1 944 839
8 BCM TOTAL RETURN BOND FUND L1 EUR	BCM113	MT700015657	94.6507	20.49	0.3%	0	-	0	-
9 COMPAM FUND - SB BOND CLASSE Q	COMSB8	LU1275426432	100.816	6.068	2.8%	0	-	0	-
10 COMPAM FUND ACTIVE CONSERV BOND CLASSE Q	COMACB	LU1472302147		6.086	1.3%	0	-	0	-
11 COMPAM FUND FLEXIBLE BOND CLASSE Q	COMFBO	LU1472302576	97.966	20.441	0.6%	1	87 458	27	2 937 933
12 DIAMAN SICAV DYNAMIC INCOME CLASS P	DIAZOB	LU0277562558	116.22	113.8	-2.1%	1	228	2	1 442
13 DIAMAN SICAV TARGET STRATEGY CLASS P	DIAMTS	LU1172430875	92.11	781.07	-3.0%	0	-	0	-
14 EGF FUND EURO GLOBAL BOND CLASSE Q	EGFEGB	LU1249211803				0	-	2	45 818
15 INVESTIMENTI SOSTENIBILI LIFEFATE	LGINVS	IT0005215709	96.598	15.702	1.1%	1	193	4	45 718
16 NEW MILLEN EVERG GL HI YLD BOND CLASSE L	NMEGH	LU1363165918	102.87	13.716	1.7%	3	306 175	5	325 099
17 NEW MILLENNIUM AUGUST HIGH QUALITY BOND L	NMHOGB	LU1148873745	151.54	59.79	-1.0%	1	151	5	80 705
18 NEW MILLENNIUM AUGUSTUM CORPORATE BOND L	NMCP	LU1148874396	218.99	150.6	-0.6%	1	645	6	75 224
19 NEW MILLENNIUM EURO BONDS SHORT TERM L	NMESTB	LU1148873661	137.42	92.35	0.3%	0	-	10	555 071
20 NEW MILLENNIUM EX EUR HIGH QUALITY BOND L	NMEXHQ	LU1148873828	103.86	140.72	-0.9%	1	210	5	33 847
21 NEW MILLENNIUM INFLAT LINK BOND EUROP L	NMILB	LU1148874040	108.4	93.13	1.5%	0	-	4	162 554
22 NEW MILLENNIUM ITALIAN DIVERSIF BOND L	NMIDB	LU1148874759	123.97	107.83	-0.5%	0	-	10	83 319
23 NEW MILLENNIUM LARGE EUROPE CORPORATE L	NMLEC	LU1148874123	141.98	137.41	0.0%	0	-	6	92 149
24 NEXTAM VER CAPITAL EUR CORPORATE SELECT	NPVERC	LU1814064371	4.992	95.73	0.0%	1	10	3	50
25 PHARUS BOND OPPORTUNITIES CLASS Q	PHSBOQ	LU1136401111	98.41	105.21	1.3%	1	2 466	6	624 542
26 PHARUS LIQUIDITY CLASS Q	PHSLQ	LU1136401384	100.32			0	-	6	639 984
27 PHARUS MARZOTTO ACTIVE BOND Q	PHSMAB	LU1371515021	98.05	7.512	3.0%	0	-	0	-
28 PHARUS TARGET CLASS Q	PHSTQ	LU1136402432	80.91			3	4 768	17	762 306
29 PLURIMA GLOBAL STAR RETURN FUND A LISTED	POGSRF	IE00B222R401	9.972	4.166	2.1%	0	-	6	5 269 875
30 PLURIMA VB TOTAL RET BOND FUND A LISTED	PNMCCTR	IE00BWX5X061		99.1623	-1.2%	0	-	0	-
31 TCW EMER MKT LOCAL CURR INC HEDGE ATFHE	TCWLCC	LU1266771549	9.8264	8.946	0.0%	1	99	7	424 613
32 TCW EMER MKT LOCAL CURRENCY INCOME ATFE	TCWLCL	LU1266771465	10.1723	10	0.0%	1	103	1	103
33 TCW EMERGING MKT INCOME ATFE	TCWEM1	LU1266771200	11.2739	101.889	-3.2%	0	-	3	1 969
34 TCW EMERGING MKT INCOME HEDGE ATFHE	TCWEM2	LU1266771382	11.011	8.208	0.0%	0	-	5	13 564
35 TCW MWEST TOTAL RET BOND ATFE	TCWMM1	LU1266771622	9.9552	15.492	-0.2%	0	-	1	182
36 TCW MWEST TOTAL RET BOND HEDGE ATFHE	TCWMM2	LU1266771895	9.7022	17.576	-0.9%	0	-	0	-
37 TCW MWEST UNCONSTRAIN BOND HEDGE ATFHE	TCWMM3	LU1266772356	10.982	10.982	0.3%	0	-	1	870
38 TCW MWEST UNCONSTRAIN BOND ATFE	TCWMM1	LU1266772273	10.3291	22.063	2.7%	0	-	0	-
39 VG SICAV GLOBAL BOND CLASSE L	VGLBDD	LU1501204389	1	100.29	0.0%	0	-	1	476

## MAIN INDICATORS - EMERGING, STYLE AND OTHERS

Name	Trading Code	ISIN	31/10/2018	Reference Price 30/11/2018	Var %	NOVEMBER 2018		JAN-NOV 2018	
						Trades	Turnover €	Trades	Turnover €
1 ACOMEA PAESI EMERGENTI CLASSE Q2	ACAPEM	IT0005091126	7.29	95.55	-0.007582052	3	477 019	69	160112.85
2 SILK AFRICAN LIONS FUND CLASS IR (EUR)	SLKAF	LU0222212919	98.322212919	98.322212919	-0.1%	1	302	9	47 611
3 BAU LATEMAR - CLASSE Q	BALCQ	IT0005014522	100.369	101.98	0	0	-	2	32 280
4 ACOMEA FONDO ETF ATTIVO CLASSE Q2	ACEAAT	IT0005090938	4.944	101.13	2.2%	0	-	45	42 919
5 ACOMEA PATRIMONIO AGGRESSIVO CLASSE Q2	ACAAGG	IT0005091084	4.082			1	4	65	492 991
6 ACOMEA PATRIMONIO DINAMICO CLASSE Q2	ACADIN	IT0005091068	5.401	90.52	-4.5%	1	296 516	47	678 890
7 ACOMEA PATRIMONIO ESENTE CLASSE Q2	ACEASE	IT0005252801	4.836	90.4	-0.8%	0	-	13	55 735
8 ACOMEA PATRIMONIO PRUDENTE CLASSE Q2	ACAPRU	IT0005091019	5.904	117.13	-0.2%	1	207 495	67	1 202 130
9 ALESSIA - ABSOLUTE RETURN MACRO CLASSE Q	AARM01	LU1238726564	103.4	109.48	1.7%	0	-	0	-
10 ALESSIA - ABSOLUTE RETURN PLUS CLASS Q	AARP01	LU1238726738		100.32		0	-	37	2 202 300
11 AMAGIS DYNAMIC ALLOC TOT RET FUND L1 EUR	ADA113	MT700015665	100.73	93.5975	-2.1%	1	14 925	20	308 881
12 ATLANTE EURO FLEXIBLE - CLASS X	ATLFLE	IE00BYZZP274		87.04	4.7%	0	-	2	277
13 ATOMO CARPINUS - CLASSE L	ATMCR	LU1391065718	100	100	0.0%	0	-	0	-
14 ATOMO GLOBAL RETURN - CLASSE L	ATMGLR	LU1391065395	89	1	0.0%	5	32 651	26	961 195
15 ATOMO MULTI STRATEGY CLASSE L	ATMNST	LU1391065478	108.51	100	0.0%	0	-	5	11 018
16 ATOMO PLAB FLEX ABSOLUTE FUND - CLASSE L	ATMPLF	LU1391065551	100.006	100	0.0%	0	-	0	-
17 AURORA SICAV ABSOL FUND OF FUNDS CLASS B	ABSOL	MT700015962		89.65	-1.5%	0	-	3	695
18 BASE INV BONDS MULTICURRENCY CLASS EUR L	BONMUL	LU1242466446	98.6	4.751	-1.8%	0	-	0	-
19 BASE INV FLEX LOW RISK EXPOS CLASS EUR L	FLEXLO	LU1242466875	100.12	96.64	1.7%	1	395	17	277 716
20 COMPAM CONSERVATIVE PORTFOLIO CLASSE Q	COMCPQ	LU1275426370	95.046	100	0.0%	0	-	1	9 928
21 COMPAM FUND - SB FLEXIBLE CLASSE Q	COMSBF	LU1275426358	97.642	88.57	-0.5%	0	-	0	-
22 COMPAM FUND GLOBAL FLEXIBLE BLEND	COMGFB	LU1769738383	96.427	95.35	0.3%	0	-	51	2 267 382
23 COMPAM FUND SB CONVEX CLASSE Q	COMSBC	LU1468873846	85.567	95.35	-0.1%	0	-	1	20 624
24 COMPAM GLOBAL DIVERSIFIED CLASSE Q	COMGDO	LU1275426515	97.178	98.08	-0.9%	0	-	0	-
25 EIGER GLOBAL BALANCED ALLOCATION CLASS I	EIGGBA	MT700015715		95.56	-1.7%	0	-	6	307 840
26 EIGER MULTI STRATEGY CLASS B	EIGMLR	MT700015707		101.65	-1.2%	2	2	2	181
27 EIGER MUST CLASS B	EIGMUS	MT700015699		97.18	-0.6%	0	-	2	27 151
28 EIGER PRESTIGE CLASS B	EIGPRE	MT700015772		98.12	-0.5%	0	-	21	1 028 882
29 FCS NAVIGATOR FUND	NAVIGT	IE00BYXWV859	91.17	11.3	-3.1%	1	181	3	885
30 FCS NAVIGATOR PLUS FUND	NAVPL	IE00BYXWV887	91.04	89.869	-0.6%	0	-	1	494
31 HPS BASIC FUND CLASSE Q EUR	HPSBAS	LU1176781729	12.22	96.07	-1.1%	1	18 195	61	282 863
32 LUXBRIDGE SICAV - JCI FX MACRO	JCFXMA	LU1882532614		100	0.0%	0	-	0	-
33 METHOD ATTRAC GLOB OPPORTUN LIST ACC EUR	MARGO	LU1220323273		97.642		0	-	4	575 051
34 METHOD TARGET SELECTION LISTING ACC EUR	METS	LU1322033421	751.4238	96.922	0.3%	0	-	0	-
35 MULTI STAR SICAV - AL-FA DYNAMIC	MSOCCQ	LU1838949516	95.04	96.12	0.1%	0	-	1	10 000
36 MULTI STAR SICAV - HEARTH ETHICAL FUND	MSHEEQ	LU1838949607	96.17	1	-80.2%	0	-	1	10 000
37 NEW MILLEN MULTI ASSET OPPORTUN CLASSE L	NMMAO	LU1363165751	97.16	98.42	-1.7%	3	509 068	98	18 759 561
38 NEW MILLENNIUM AUGUSTUM MARKET TIMING L	NMMT	LU1148874636	113.04	97.698	1.1%	1	337	2	688
39 NEW MILLENNIUM BALANC WORLD CONSERVAT L	NMWBV	LU1148874652	150.19	106.671	0.4%	1	16 455	14	1 198 526
40 NEW MILLENNIUM PIR BANCATO SIST ITA L	NMPSI	LU1802468800	95.44	1	0.0%	0	-	5	154 984
41 NEW MILLENNIUM VOLACTIVE CLASSE L	NMVOL	LU1148874800	101.4	115.71	9.5%	1	402	4	6 931
42 NEXTAM SHIELD OPPORTUNITIES	NPSHIE	LU1814063993	5.04	1	-80.0%	1	10	3	50
43 OPEN CAPITAL PROFESSIONAL ITALY	OCPPI	IT0005279754	90.442	1	0.0%	4	169 848	122	17 181 661
44 OPEN CAPITAL TOTAL RETURN CLASSE L	OCPTR	IT0005279515	99.278	1	0.0%	13	1 328 642	262	57 831 231
45 PENSPLAN GENERATION DYNAMIC PIR	PPSDYP	IT0005347885	100	100	0.0%	0	-	0	-
46 PHARUS ABSOLUTE RETURN CLASS Q	PHSARO	LU1136401467	95.76			2	3 815	13	1 042 887
47 PHARUS ALGO FLEX CLASS Q	PHSAFO	LU1136402788	89.79	102.47	2	107 071	72	2 856 602	
48 PHARUS BEST GL MANAG FLEX EQUITY CLASS Q	PHSBEQ	LU1136402358	95.7			0	-	1	140 467
49 PHARUS BEST GLOBAL MANAGERS CLASS Q	PHSBMQ	LU1136402275				0	-	5	644 448
50 PHARUS GLOB DYNAM OPPORTUNITIES CLASS Q	PHSGDO	LU1136402945	88.81	98.52	-4.2%	1	181	2	53 731
51 PHARUS MARZOTTO ACTIVE DIVERSIFIED Q	PHSMAD	LU1371515294	98.94	101.75	-0.9%	0	-	0	-
52 PHARUS SOUTHERN EUROPE CLASS Q	PHSSE	LU1157864625	1	95.578	-0.7%	0	-	2	285 203
53 PHARUS TREND PLAYER CLASS Q	PHSTPO	LU1253667847	117.35	86.365	0.9%	0	-	4	47 086
54 PLURIMA STRATEGY PORTFOLIO A LISTED	PPSPOF	IE00BVDPKX98	10			0	-	0	-
55 SELECTRA J. LAMARCK BIOTECH CLASS D	SELJLB	LU1246176264	105.66	1	-98.9%	2	16 391	49	600 652
56 SELECTRA J. LAMARCK PHARMA CLASS D	SELJLP	LU1246176850	83.1	99.1	-1.6%	1	508	8	74 920
57 SUMUS STRATEGIC FUND CLASSE Q EUR	HPSDYN	LU1176783774	10.49	109.42	1.9%	4	22 407	67	155 530
58 TIMEO EUROPEAN ABSOLUTE RETURN FUND CL A	TNEARA	LU150684254	11.66	95.276	-0.2%	1	113	1	113
59 UCAPITAL MULTI ALPHA PLUS FUND A LISTED	FMALPF	IE00BV9H9S99	8.208	749.988	-0.2%	0	-	0	-
60 VARENNE VALEUR QUOTA IT	VVAITA	FR0013216991	102.67			0	-	3	130 910
61 WOODPECKER - FLEXIBLE ROCK CLASSE T	WPCROC	LU0271869874	100.265	96.44	-1.6%	0	-	10	4 891 706
62 ZENIT GLOBAL OPPORTUNITIES CLASSE Q	ZMSGO1	LU1258032298	94.14	120.24	-1.5%	0	-	2	10 358
63 ZENIT STABILITY CLASSE Q	ZMSS1T	LU1172560226	96.28	109.75	1.1%	1	285	1	285
64 COMPAM ACTIVE MARKET NEUTRAL CLASSE Q	COMAMM	LU1275426788	90.502	100	0	0	-	0	-

## Markets Analysis

Piazza degli Affari, 6 - 20123 Milano  
T +39 02 724261 | Fax +39 02 8646.4323  
e-mail: markets\_analysis@borsaitaliana.it  
www.borsaitaliana.it

This document contains text, data, graphics, photographs, illustrations, artwork, names, logos, trade marks, service marks and information ("Information") connected with Borsa Italiana S.p.A. ("Borsa Italiana").

All reasonable efforts have been made to ensure that the information in this document was correct at the time of publication. However, Borsa Italiana Spa accepts no liability for decisions taken, or systems-related or other work carried out by any party based on this document. The publication of this document does not represent solicitation, by Borsa Italiana, of public saving and is not to be considered as a recommendation by Borsa Italiana as to the suitability of the investment, if any, herein described.