

GUIDE TO THE PARAMETERS

for trading on the markets¹
organised and managed by Borsa
Italiana

VERSION 70

IN FORCE FROM 11 SEPTEMBER 2023



BORSA ITALIANA

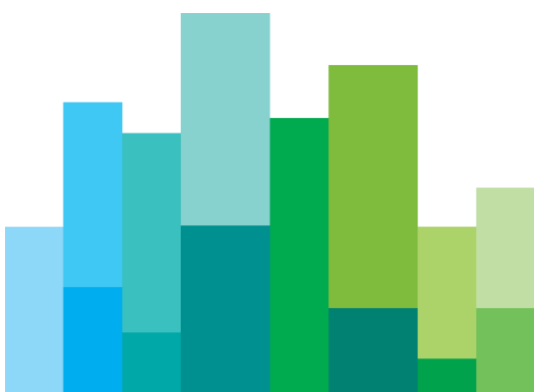
TABLE OF CONTENTS

1. Equity MARKETS	4
A - Price variation limits	5
B - Limits to the quantity and countervalue of orders.....	6
C - Obligations of specialists, liquidity providers and market makers.....	7
D - Stressed market conditions	8
2. ETFplus MARKET	10
A - Price variation limits	11
B - Limits to the quantity and countervalue of orders.....	12
C - RFQ	13
D - Obligations of market makers	13
E - Stressed market conditions	14
3. Fixed Income MARKETS	16
A - Price variation limits	17
B - Limits to the quantity and countervalue of orders.....	20
C - RFQ	21
D - Obligations of specialists, liquidity providers and market makers	21
E - Stressed market conditions	23
4. Securitised Derivatives MARKETS	25
A - Price variation limits	26
B - Limits to the quantity and countervalue of orders.....	29
C - Refresh period for RFE model.....	29
D - Obligations of liquidity providers, secondary liquidity providers and market makers	30
E - Stressed market conditions	31
5. Trading Ticks for EuroTLX Market	33
A - Trading Ticks for EuroTLX Market	34
6. IDEM MARKET	35
A - Price variation limits	36
B - Limits to the quantity and countervalue of orders.....	42
C – Deviation limits and minimum thresholds for negotiated transactions ..	45
C.bis – CPI Orders limits: maximum deviation limits, minimum thresholds and maximum quantity and countervalue limits.....	47

D – Quotation obligations of voluntary market makers and Mifid2 market makers and IDEM specialists	49
E – Stressed market conditions	70
7. ORDER TO TRADE RATIO	72
A - OTR METHODOLOGY	73
8. TECHNICAL LIMITS FOR ORDER ENTRY	75
A - Technical limits for order entry	76

1. EQUITY MARKETS

**EURONEXT MILAN,
EURONEXT MIV MILAN,
EURONEXT GROWTH MILAN,
BIT GEM,
TRADING AFTER HOURS,
EUROTLX EQUITY SEGMENT**



A – Price variation limits

1. For the purpose of automatic control of the regularity of trading, the following trading conditions are established:
 - a) maximum price variation limits of the orders with respect to the static reference price (X parameter);
 - b) maximum price variation limits of the trades respect to the static reference price (Y parameter);
 - c) maximum price variation limits of the trades respect to the dynamic reference price (Z parameter).

Instruments	X	Y	Z
FTSE MIB index shares	±50%	±5%	±3%
Other shares	±50%	±10%	±5%
Shares of closed-end funds	±50%	±7.5%	±3.5%
Warrants	±90%	±30%	±5%
Rights	±90%	±30%	±15%
Convertible bonds	±25%	±5%	±2.5%
TAH market	±5%	±5%	±3%
Euronext MIV Milan (Generalist)	±30%	±10%	±5%
Euronext MIV Milan (Private Debt)	±30%	±7.5%	±2.5%
Euronext MIV Milan (Private Equity)	±50%	±15%	±5%
Euronext MIV Milan (Venture Capital)	±50%	±20%	±5%

2. The trading conditions referred to in paragraph 1 may be altered or temporarily disabled.

B - Limits to the quantity and countervalue of orders

1. The maximum countervalue (amount) limits of the orders are set in the following table.

Markets and instruments	Maximum countervalue (EUR) in continuous phase	Maximum countervalue (EUR) in call phase
Euronext Milan market	50,000,000	50,000,000
Euronext Milan market, Euronext STAR Milan segment	50,000,000	50,000,000
Euronext MIV Milan, Euronext Growth Milan, Bit GEM and TAH markets	10,000,000	10,000,000
Un-exercised rights	Set in the start of trading Notice	Set in the start of trading Notice
Instruments of Euronext Milan and Euronext MIV Milan markets traded in a single call phase	10,000,000	10,000,000
EuroTLX Equity segment	15,000,000	15,000,000

2. The maximum quantities of financial instruments in an order are computed on the basis of the maximum countervalues referred to in paragraph 1 and adjusted periodically on the basis of the price of the individual financial instrument.
3. For instruments traded in currencies other than the euro, the limits referred to in paragraph 1 shall be periodically adjusted on the basis of the exchange rate against the euro.
4. In order to guarantee the regularity of trading, Borsa Italiana can establish different countervalues or maximum quantities even at instrument level.
5. The maximum quantities and countervalues referred to in the previous paragraphs are made available through the static data files of the trading platform.
6. For iceberg orders the following limits are set:

Minimum order amount in EUR	Disclosed quantity (<i>minimum disclosed lots * instrument lot size</i>)
10,000	10 * instrument lot size

C - Obligations of specialists, liquidity providers and market makers

1. The obligations of specialists (SPE), liquidity providers (LPU) and market makers (MMA, MMS, MMX) on Equity markets are set as follows:

Markets and instruments	Minimum countervalue of the orders (EUR)	Maximum spread (%)	Minimum time presence (%) (SPE*)	Minimum time presence (%) (LPU*)	Minimum time presence (%) (MMA**, MMS*, MMX*)	Obligations time (CET/CEST)
Euronext Milan: FTSE MIB index shares	10,000	0.5%	-	60%	55% (MMA, MMS)	8:50:00 – 17:35:30
Euronext Milan: Euronext STAR Milan shares	2,500	3%	60%	60%	55% (MMA, MMS)	8:50:00 – 17:35:30
Euronext Milan: other shares	2,500	3%	60%	60%	55% (MMA, MMS)	8:50:00 – 17:35:30
Euronext Milan: convertible bonds	2,500	4.5%	-	60%	55% (MMA, MMS)	8:50:00 – 17:35:30
Euronext MIV Milan	2,500	4.5%	60%	60%	55% (MMA, MMS)	8:50:00 – 17:35:30
Euronext Growth Milan	2,500	4.5%	60%	60%	55% (MMA, MMS)	8:50:00 – 17:35:30
BIt GEM	2,500	1%	-	60%	55% (MMA, MMS)	8:50:00 – 17:35:30
TAH	2,500	2%	-	60%	50% (MMA, MMS)	18:00:00 – 20:30:00
EuroTLX Equity segment	2,500	3%	-	-	50% (MMX)	9:00:00 – 17:30:00

* with relaxed obligations during stressed market conditions

** with normal obligations during stressed market conditions

2. The maximum percentage spread is calculated as the ratio between the offer-bid difference and the midpoint (bid-offer average).
3. Borsa Italiana may adapt the table referred to in paragraph 1 in any circumstance that requires technical interventions or if market conditions have changed.
4. The daily and monthly performance values are made available to each member with quotation obligations through the "Market Making Performance Report". Daily reports are made available at T+1.
5. Quotation obligations during stressed market conditions are defined in paragraph D.
6. OTR (*Order to Trade ratio*) limits for members with quotation obligations are set in the dedicated chapter.

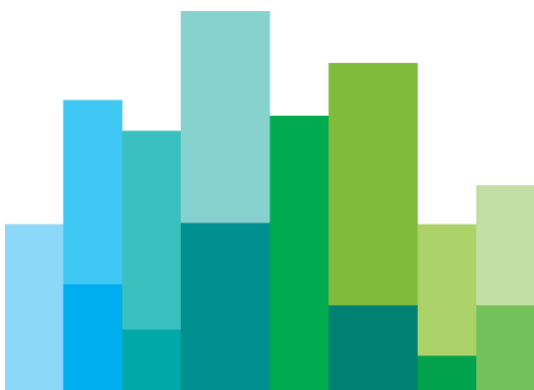
D – Stressed market conditions

1. A financial instrument negotiated in the Equity Markets is subject to stressed market conditions in the 15 minutes following the restart of trading after a volatility interruption.
2. Borsa Italiana may declare stressed market conditions, with communication to the market, when the price and volume changes in a given timeframe on single or multiple financial instruments jointly exceed the following thresholds:

Instruments	Conditions that shall occur jointly	
FTSE MIB shares and liquid shares	Change of the average price over the last 30 minutes respect to the closing price exceeding 15% in absolute value	Traded countervalue > 2.5 times the average countervalue of the previous 5 days
BIIt GEM market, EuroTLX Equity segment, other shares	Change of the average price over the last 30 minutes respect to the closing price exceeding 25% in absolute value	Traded countervalue > 3.5 times the average countervalue of the previous 5 days
TAH market	Change of the average price over the last 30 minutes respect to the closing price exceeding 4% in absolute value	Traded countervalue > 3 times the average countervalue (TAH) of the previous 5 days

3. Borsa Italiana may also declare stressed market conditions, with communication to the market, if required by the trading conditions of the affected instruments.
4. During stressed market conditions, specialists, liquidity providers and market makers (if provided for in the market making agreements) are required to quote with halved quantities and with doubled spreads.

2. ETFPLUS MARKET



A - Price variation limits

1. For the purposes of the automatic control of the regularity of trading the following trading conditions are established:
 - a) maximum price variation limits of the orders with respect to the static reference price, defined by instrument type (X parameter);
 - b) maximum price variation limits of the trades respect to the static reference price, defined by instrument type (Y parameter);
 - c) maximum price variation limits of the trades respect to the dynamic reference price, defined by instrument type (Z parameter).

Fixed income ETFs and similar		X	Y	Z
Without leverage	Underlying on overnight rate (euro)	±1%	±0.25%	±0.15%
	Underlying with maturity 0-1 year (euro)	±10%	±0.7%	±0.35%
	Underlying with maturity 0-1 year (other than euro)		±1.5%	±0.75%
	Underlying with maturity 1 – 3 years		±2.5%	±1.25%
	Underlying with maturity 3-10 years		±3.5%	±1.75%
	Underlying with maturity more than 10 years			
	Underlying on corporate non investment grade			
	Underlying emerging markets			
With leverage		±30%	±5%	±2.5%

Equity ETFs and similar		X	Y	Z
Without leverage		±30%	±5%	±2.5%
With leverage		±40%	±10%	±5%

ETCs/ETNs	X	Y	Z
Underlying bonds maximum leverage equal to 3	±30%	±5%	±2.5%
Underlying bonds leverage more than 3	±40%	±10%	±5%
On currency without leverage	±20%	±10%	±5%
On currency with leverage	±30%	±12.5%	±5%
On single stocks (or basket of stocks) without leverage	±50%	±10%	±5%
On single stocks (or basket of stocks) with leverage	±60%	±30%	±10%
On equity indices without leverage	±30%	±5%	±2.5%
On equity indices maximum leverage equal to 2	±40%	±10%	±5%
On equity indices leverage greater than 2 and less than or equal to 3	±60%	±15%	±7.5%
On equity indices leverage greater than 3	±70%	±20%	±10%
Other underlyings without leverage	±40%	±10%	±5%
Other underlyings maximum leverage equal to 2	±60%	±12.5%	±5%
Other underlyings leverage more than 2	±60%	±15%	±7.5%

- For financial instruments traded in the ETFplus market, Borsa Italiana may establish, with communication to the market, price variation limits other than those referred to in paragraph 1, taking into account the historical volatility of the underlying and the presumable liquidity of the financial instrument.
- The trading conditions referred to in the previous paragraphs may be altered or temporarily disabled.

B - Limits to the quantity and countervalue of orders

- The maximum countervalue (amount) limits of the orders are set in the following table.

Instruments	Maximum countervalue (EUR) of orders and RFQ in continuous phase	Maximum countervalue in call phase (EUR)
ETF	80,000,000	80,000,000
ETC/ETN	40,000,000	40,000,000

2. The maximum quantities of financial instruments in an order are calculated on the basis of the maximum countervalues referred to in paragraph 1 and adjusted periodically on the basis of the price of the individual financial instrument.
3. In order to guarantee the regularity of trading, Borsa Italiana can establish different countervalues or maximum quantities even at instrument level.
4. The maximum quantities and countervalues referred to in the previous paragraphs are made available through the static data files of the trading platform.
5. For the iceberg orders the following limits are set:

Minimum order amount in EUR	Disclosed quantity (<i>minimum disclosed lots * instrument lot size</i>)
10,000	10 * instrument lot size

C – RFQ

1. RFQ proposals may be executed at prices within the Y and Z limits set in Chapter A.
2. RFQ proposals can be entered without minimum size constraints.

D – Obligations of market makers

1. The obligations of market makers agreement (MMA) and market makers scheme (MMS) on the ETFplus market are set as follows:

		MMS (*)		MMA (**)	
		Obligations time (CET/CEST)		Obligations time (CET/CEST)	
		09:02:00 – 17:35:30		09:04:00 – 17:30:00	
Underlying category	Maximum spread (%)	Minimum amount (EUR)	Minimum time presence (%)	Minimum amount (EUR)	Minimum time presence (%)
ETF-Bond	2.00%	50,000	50%	50,000	50%
ETF-Equity	3.00%	50,000	50%	50,000	50%

		MMS (*)		MMA (**)	
		Obligations time (CET/CEST)		Obligations time (CET/CEST)	
		09:02:00 – 17:35:30		09:04:00 – 17:30:00	
Underlying category	Maximum spread (%)	Minimum amount (EUR)	Minimum time presence (%)	Minimum amount (EUR)	Minimum time presence (%)
ETF-Structured	3.00%	50,000	50%	50,000	50%
ETC/ETN with leverage	6.00%	25,000	50%	25,000	50%
ETC/ETN without leverage	3.00%	50,000	50%	50,000	50%

* with relaxed obligations during stressed market conditions

** with normal obligations during stressed market conditions

- The maximum percentage spread is calculated as the ratio between the offer-bid difference and the midpoint (bid-offer average).
- Borsa Italiana may adapt the obligations referred to in the previous paragraphs in any circumstance requiring technical interventions or in case of changed market conditions.
- The daily and monthly performance values are made available to each member with quotation obligations through the "Market Making Performance Report". Daily reports are made available at T+1.
- Quotation obligations during stressed market conditions are defined in paragraph E.
- OTR (*Order to Trade ratio*) limits for members with quotation obligations are set in the dedicated chapter.

E – Stressed market conditions

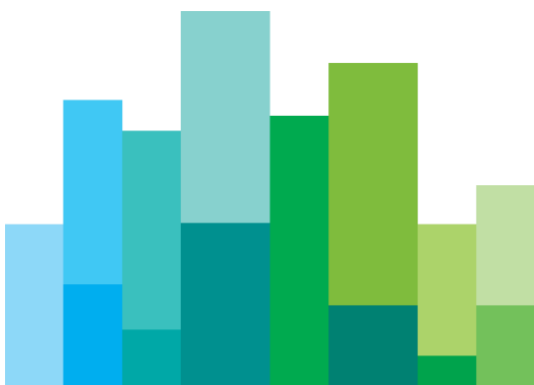
- A financial instrument traded in the ETFplus market is subject to stressed market conditions in the 15 minutes following the restart of trading after a volatility interruption.
- Borsa Italiana may declare stressed market conditions, with communication to the market, when the price and volume changes in a given timeframe on single or multiple financial instruments jointly exceed the following thresholds:

Instruments	Conditions that shall occur jointly	
Instruments of the ETFplus market	<p>Change of the average price over the last 30 minutes respect to the closing price exceeding $1.5 * Y\%$ in absolute value</p> <p>[where Y represents the price variation limit set in chapter A]</p>	Traded countervalue > 3 times the average countervalue of the 5 previous days

3. Borsa Italiana may also declare stressed market conditions, with communication to the market:
 - for ETFs on Italian stocks indexes, in case of declaration of stressed market conditions on the related index derivatives traded on the IDEM market;
 - for all the instruments, if required by the trading conditions of the instruments.
4. During stressed market conditions, market makers - if provided for in the market making agreements - are required to quote with halved quantities and with doubled spreads.

3. FIXED INCOME MARKETS

**MOT,
EURONEXT ACCESS MILAN,
EUROTLX BOND-X SEGMENT**



A - Price variation limits

1. For the purpose of automatic control of the regularity of trading, the following trading conditions are established:

a) maximum price variation limits of the orders with respect to the static reference price, set by class of instrument and residual life (X parameter):

Class of residual life	DomesticMOT (Italian government securities class)	DomesticMOT (Other debt securities) Bond-X (Corporate and Financials, Government Bonds)	EuroMOT (Eurobond, ABS, securities of foreign issuers and other debt securities class)	Euronext Access Milan Bond-X (Branded Bonds, Emerging Markets Bonds, debt securities in currencies other than EUR, ITL, DEM, GBP, USD, AUD, CAD)
0 – 180 (6 months)	5.00%	5.00%	5.00%	5.00%
181 – 365 (1 year)	5.00%	10.00%	10.00%	10.00%
366 – 730 (2 years)	5.00%	10.00%	10.00%	10.00%
731 – 1095 (3 years)	10.00%	10.00%	10.00%	15.00%
1096 – 1825 (5 years)	10.00%	15.00%	15.00%	15.00%
1826 – 2556 (7 years)	10.00%	15.00%	15.00%	15.00%
2557 – 3650 (10 years)	15.00%	15.00%	15.00%	15.00%
3651 – 5475 (15 years)	15.00%	15.00%	15.00%	20.00%
5476 and more	15.00%	20.00%	20.00%	20.00%

b) maximum price variation limits of the trades respect to the static reference price, set by class of instrument and residual life (Y parameter):

Class of residual life	DomesticMOT (Italian government securities class)	DomesticMOT (Other debt securities) Bond-X (Corporate and Financials, Government Bonds)	EuroMOT (Eurobond, ABS, securities of foreign issuers and other debt securities class)	Euronext Access Milan Bond-X (Branded Bonds, Emerging Markets Bonds, debt securities in currencies other than EUR, ITL, DEM, GBP, USD, AUD, CAD)
0 – 180 (6 months)	0.25%	1.00%	1.00%	2.00%
181 – 365 (1 year)	0.50%	1.25%	1.25%	2.00%
366 – 730 (2 years)	0.75%	1.50%	1.50%	3.00%
731 – 1095 (3 years)	1.50%	2.00%	2.00%	3.00%
1096 – 1825 (5 years)	2.00%	2.50%	2.50%	4.00%
1826 – 2556 (7 years)	2.00%	3.00%	3.00%	5.00%
2557 – 3650 (10 years)	2.00%	3.00%	3.00%	5.00%
3651 – 5475 (15 years)	2.50%	3.50%	3.50%	5.50%
5476 and more	2.50%	4.00%	4.00%	7.00%

- c) maximum price variation limits of the trades respect to the dynamic reference price, set by class of instrument and residual life (Z parameter):

Class of residual life	DomesticMOT (Italian government securities class)	DomesticMOT (Other debt securities) Bond-X (Corporate and Financials, Government Bonds)	EuroMOT (Eurobond, ABS, securities of foreign issuers and other debt securities class)	Euronext Access Milan Bond-X (Branded Bonds, Emerging Markets Bonds, debt securities in currencies other than EUR, ITL, DEM, GBP, USD, AUD, CAD)
0 – 180 (6 months)	0.25%	1.00%	1.00%	1.50%
181 – 365 (1 year)	0.25%	1.00%	1.00%	1.50%
366 – 730 (2 years)	0.50%	1.00%	1.00%	2.50%
731 – 1095 (3 years)	0.75%	1.50%	1.50%	2.50%
1096 – 1825 (5 years)	1.00%	1.50%	1.50%	3.00%
1826 – 2556 (7 years)	1.00%	1.50%	1.50%	4.00%

Class of residual life	DomesticMOT (Italian government securities class)	DomesticMOT (Other debt securities) Bond-X (Corporate and Financials, Government Bonds)	EuroMOT (Eurobond, ABS, securities of foreign issuers and other debt securities class)	Euronext Access Milan Bond-X (Branded Bonds, Emerging Markets Bonds, debt securities in currencies other than EUR, ITL, DEM, GBP, USD, AUD, CAD)
2557 – 3650 (10 years)	1.00%	2.00%	2.00%	4.00%
3651 – 5475 (15 years)	1.50%	2.00%	2.00%	4.50%
5476 and more	1.50%	2.50%	2.50%	5.00%

2. The following trading conditions are established on the Professional segment of Euronext Access Milan market:

Instruments	X	Y	Z
Euronext Access Milan Professional segment	30.00%	5.00%	2.50%

3. The trading conditions referred to in the previous paragraphs may be altered or temporarily deactivated.

B - Limits to the quantity and countervalue of orders

1. The maximum countervalue (amount) and quantity limits of the orders are set in the following table:

Instruments	Maximum countervalue (EUR) of orders and RFQ in continuous phase	Maximum countervalue in call phase (EUR)	Maximum quantity (nominal value in EUR) of orders and RFQ in continuous phase	Maximum quantity (nominal value in EUR) in call phase
MOT market	50,000,000	50,000,000	50,000,000	50,000,000
Euronext Access Milan market	25,000,000	25,000,000	25,000,000	25,000,000
Bond-X segment of EuroTLX market	25,000,000	25,000,000	25,000,000	25,000,000

2. For instruments traded in currencies other than the euro, the limits referred to in the previous paragraph shall be periodically adjusted on the basis of the exchange rate against the euro.
3. In order to guarantee the regularity of trading, Borsa Italiana can establish different countervalues or maximum quantities even at instrument level.
4. The maximum quantities and countervalues referred to in the previous paragraphs are made available through the static data files of the trading platform.
5. For the iceberg orders the following limits are set:

Minimum order amount in EUR	Disclosed quantity (<i>minimum disclosed lots * instrument lot size</i>)
20,000	10 * instrument lot size

C – RFQ

1. RFQ proposals may be executed at prices within the Y and Z limits set in Chapter A.
2. RFQ proposals can be entered without minimum size constraints.

D – Obligations of specialists, liquidity providers and market makers

1. The obligations of specialists (SPE), liquidity providers (LPU) and market makers (MMA, MMX) in the Fixed Income markets are set as follows:

Table A: minimum quantity (nominal value)

Markets	TABLE A.1.a Government securities Italy	TABLE A.2.a Other debt securities guaranteed by central counterparty	TABLE A.3.a Other debt securities not guaranteed by central counterparty
MOT, Euronext Access Milan	50,000 EUR	50,000 EUR	25,000 EUR

Markets	TABLE A.1.b Debt securities in currencies other than EUR, ITL, DEM, GBP, USD, AUD, CAD	TABLE A.2.b Corporate and Financials, Government Bonds	TABLE A.3.b Branded bonds, Emerging Markets Bonds
Bond-X segment of EuroTLX market	25,000 EUR	50,000 EUR	25,000 EUR

Table B: maximum spread (MOT and Euronext Access Milan markets)

Residual life	TABLE B.1 Government securities Italy	TABLE B.2 Other debt securities guaranteed by central counterparty	TABLE B.3 Other debt securities not guaranteed by central counterparty
0 -180 (6 months)	1.00%	1.00%	3.00%
181 - 365 (1 year)	1.00%	1.50%	3.00%
366 - 730 (2 years)	1.00%	2.50%	5.00%
731 - 1095 (3 years)	2.00%	3.00%	5.00%

Residual life	TABLE B.1 Government securities Italy	TABLE B.2 Other debt securities guaranteed by central counterparty	TABLE B.3 Other debt securities not guaranteed by central counterparty
1096 - 1825 (5 years)	2.00%	3.00%	6.00%
1826 - 2556 (7 years)	3.00%	4.00%	6.00%
2557 - 3650 (10 years)	3.00%	5.00%	7.00%
3651 - 5475 (15 years)	3.50%	5.00%	7.00%
5476 and more	3.50%	6.00%	8.00%

Table C: maximum spread (Bond-X segment of EuroTLX market)

Residual life	TABLE C.1 Debt securities in currencies other than EUR, ITL, DEM, GBP, USD, AUD, CAD	TABLE C.2 Corporate and Financials, Government Bonds	TABLE C.3 Branded bonds, Emerging Markets Bonds
0 -180 (6 months)	3.00%	1.00%	2.00%
181 - 365 (1 year)	3.00%	2.00%	2.00%
366 - 730 (2 years)	6.00%	2.00%	3.00%
731 - 1095 (3 years)	6.00%	3.00%	4.00%
1096 - 1825 (5 years)	7.00%	3.00%	6.00%
1826 - 2556 (7 years)	8.00%	5.00%	7.00%
2557 - 3650 (10 years)	8.00%	6.00%	8.00%
3651 - 5475 (15 years)	9.00%	6.00%	10.00%
5476 and more	11.00%	7.00%	11.00%

Table D: minimum time obligations and quoting hours

Market	Minimum time presence % (Specialist*)	Minimum time presence % (Liquidity Provider*)	Minimum time presence % (Market Maker Agreement MMA*, Market Maker MMX*)	Obligations time (CET/CEST)
MOT	50% (bid-ask, bid-only, SPE)	50% (bid-only, LPU)	50% (bid-ask, MMA)	09:00:00 – 17:30:00
Euronext Access Milan	50% (bid-ask, bid-only, SPE)	50% (bid-only, LPU)	50% (bid-ask, MMA)	09:00:00 – 17:30:00
Bond-X segment of EuroTLX market	50% (bid-ask, bid-only, SPE)	-	50% (bid-ask, bid-only, MMX)	09:00:00 – 17:30:00

* with relaxed obligations during stressed market conditions

- For instruments traded in currencies other than the euro, the obligations set in the previous paragraph shall be periodically adjusted on the basis of the exchange rate against the euro.
- The maximum percentage spread is calculated as the ratio between the offer-bid difference and the midpoint (bid-offer average).
- Bid-only specialists comply with the obligations related to the minimum quantity set in paragraph 1, table A.
- Borsa Italiana may adapt the obligations referred to in paragraph 1, in case of amendments to the minimum lot size and in case of any other circumstances requiring technical interventions or in case of changed market conditions.
- The daily and monthly performance values are made available to each member with quotation obligations through the "Market Making Performance Report". Daily reports are made available at T+1.
- Quotation obligations during stressed market conditions are defined in paragraph E.
- OTR (Order to Trade ratio) limits for members with quotation obligations are set in the dedicated chapter.

E – Stressed market conditions

- A financial instrument negotiated in the Fixed Income markets is subject to stressed market conditions in the 15 minutes following the restart of trading after a volatility interruption.

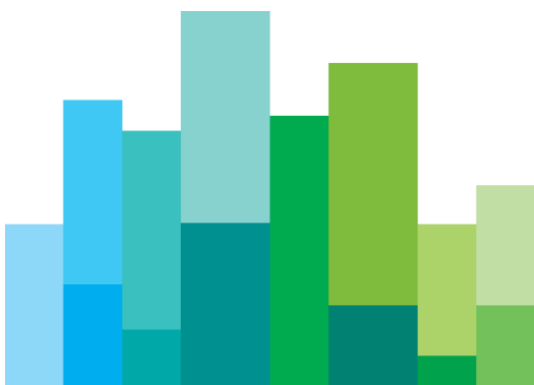
2. Borsa Italiana may declare stressed market conditions, with communication to the market, when the price and volume changes in a given timeframe on single or multiple financial instruments jointly exceed the following thresholds:

Instruments	Conditions that shall occur jointly	
MOT market, Euronext Access Milan market, Bond-X segment of EuroTLX market	Change of the average price over the last 30 minutes respect to the closing price exceeding $2*Y\%$ in absolute value [where Y represents the price variation limit set in chapter A]	Traded countervalue > 3 times the average countervalue of the 5 previous days

3. Borsa Italiana may also declare stressed market conditions, with communication to the market, if required by the trading conditions of the affected instruments.
4. During stressed market conditions, specialists, liquidity providers and market makers (if provided for in the market making agreements) are required to quote with halved quantities and with doubled spreads. Members with bid-only obligations are required to quote with halved quantities.

4. SECURITISED DERIVATIVES MARKETS

SEDEX,
EUROTLX CERT-X SEGMENT



A - Price variation limits

1. For the purposes of the automatic control of the regularity of trading, the following trading conditions are established:
 - a. X parameter: maximum price variation limit of the orders with respect to the static reference price, equal in general to the previous Closing Price or to the Valuation Price.

Table 1.a: X parameter for the instruments other than *leverage certificates*, class B (SeDeX, Cert-X)

Static reference price	X parameter
Less than or equal to 0.003	2000%
0.0031 – 0.03	600%
0.0301 – 0.1	400%
0.1001 – 0.3	300%
0.3001 – 1.5	300%
1.5001 – 3	200%
3.0001 – 30	90%
30.0001 – 70	50%
70.0001 – 100	40%
100.0001 – 300	30%
300.0001 – 1000	25%
1000.0001 – 10000	25%
Above 10000	20%

Table 1.b: X parameter for *leverage certificates*, class B (SeDeX)

Underlying type	Static reference price	X parameter (Leverage 1,2,3)	X parameter (Leverage 4,5)	X parameter (Leverage 6,7)
Commodities	Less than or equal to 0.01	180%	240%	300%
	0.01 – 0.05	120%	160%	200%
	Above 0.05	60%	80%	100%
Volatility indices	Less than or equal to 0.01	300%	300%	-
	0.01 – 0.05	200%	200%	-
	Above 0.05	100%	100%	-
Bonds and FX rates	Less than or equal to 0.01	90%	120%	150%
	0.01 – 0.05	60%	80%	100%
	Above 0.05	30%	40%	50%
Equities	Less than or equal to 0.01	240%	300%	300%
	0.01 – 0.05	160%	200%	200%
	Above 0.05	80%	100%	100%
Other underlyings	Less than or equal to 0.01	180%	240%	300%
	0.01 – 0.05	120%	160%	200%
	Above 0.05	60%	80%	100%

- For instruments traded in currencies other than the euro, the limits referred to in the previous paragraph shall be periodically adjusted on the basis of the exchange rate against the euro.
- During the continuous phase, the Valuation Price is computed and disseminated at least every 5 minutes, provided that at the end of the calculation period the quotes of the liquidity provider are displayed on the orderbook.
- The trading conditions referred to in the previous paragraphs may be altered or temporarily disabled.
- In case of bid-only liquidity provider, the upper price limit for the execution of trades (Virtual Offer Price, VOP) is set in function of the bid price (b) of the liquidity provider as per the following table:

Bid price (b) of the liquidity provider	Upper price limit for the execution of trades (VOP = b + price difference expressed in trading currency)
$b < 0.003$	$b + 0.005$
$0.003 \leq b < 0.03$	$b + 0.02$
$0.03 \leq b < 0.1$	$b + 0.04$
$0.1 \leq b < 0.2$	$b + 0.05$
$0.2 \leq b < 0.3$	$b + 0.07$
$0.3 \leq b < 0.75$	$b + 0.1$
$0.75 \leq b < 1.5$	$b + 0.2$
$1.5 \leq b < 3$	$b + 0.3$
$3 \leq b < 5$	$b + 0.5$
$5 \leq b < 10$	$b + 0.8$
$10 \leq b < 30$	$b + 1.5$
$30 \leq b < 70$	$b + 4$
$70 \leq b < 90$	$b + 7$
$90 \leq b < 110$	$b + 9$
$110 \leq b < 200$	$b + 10$
$200 \leq b < 300$	$b + 17.5$
$300 \leq b < 500$	$b + 20$
$500 \leq b < 1000$	$b + 30$
$1000 \leq b < 5000$	$b + 50$
$5000 \leq b < 10000$	$b + 100$
$10000 \leq b < 50000$	$b + 200$
$b \geq 50000$	$b + 500$

6. The attempt to execute trades at prices exceeding the VOP determines the automatic activation of a reservation phase with a minimum duration of 30 seconds. This phase can be reiterated.

B - Limits to the quantity and countervalue of orders

1. The maximum quantity and countervalue (amount) limits of the orders are set in the following table.

Maximum quantity of the orders (number of instruments)	Maximum countervalue of the orders (euro)
50,000,000	25,000,000

2. For instruments traded in currencies other than the euro, the maximum countervalue limit referred to in the previous paragraph shall be periodically adjusted on the basis of the exchange rate against the euro.
3. In order to guarantee the regularity of trading, Borsa Italiana can establish different countervalue or quantity limits even at instrument level.
4. The maximum quantity and countervalue limits referred to in the previous paragraphs are made available through the static data files of the trading platform.
5. For the iceberg orders the following limits are set:

Minimum order amount in EUR	Disclosed quantity (<i>minimum disclosed lots * instrument lot size</i>)
10,000	10 * instrument lot size

C - Refresh period for RFE model

1. In case of potential matching between an order and the passive quote of the liquidity provider, the liquidity provider can update the quotes until the end of the RFE refresh period set for the instrument. The refresh periods are configurable as per the below table:

Configuration	RFE refresh period
RFE0	0 seconds
RFE1	0.6 seconds
RFE2	3 seconds

D - Obligations of liquidity providers, secondary liquidity providers and market makers

1. Quotation obligations of liquidity providers (LPU), secondary liquidity providers (LPS, SLM) and market makers (MMA) on securitised derivatives markets are applied during the continuous trading and are defined as follows:

Table 1.a: minimum amount of the orders or quotes, maximum applicable spread and time presence obligations

Session	Instruments	Minimum amount (EUR)	Maximum spread (%)	Minimum time presence % (Liquidity Provider*)	Minimum time presence % (Secondary Liquidity Provider*)	Minimum time presence % (Market Maker*, only on SeDeX market)
Trading session until 09:05 (CET/CEST)	SeDeX	2,500	Maximum spread 2	80% (bid-ask, bid-only, LPU)	50% (bid-ask SLM , bid-only LPS)	50% (bid-ask MMA)
Trading session from 09:05 to 17:30 (CET/CEST)	SeDeX and Cert-X	5,000	Maximum spread 1	<u>Phases with obligations:</u> - continuous;	<u>Phases with obligations:</u> - continuous	<u>Phases with obligations:</u> - continuous
Trading session from 17:30 (CET/CEST)	SeDeX	2,500	Maximum spread 2	- Reserved waiting for LPU; - Reserved due to VOP breach		

* with relaxed obligations during stressed market conditions

Table 1.b: spread tables

Previous closing price (EUR)	Maximum spread 1 (SeDeX and Cert-X)	Maximum spread 2 (SeDeX)
Less than or equal to 0.003	200%	270%
0.0031 – 0.3	60%	75%
0.3001 – 1.5	25%	30%
1.5001 – 3	17.5%	25%
3.0001 – 30	7.5%	10%
Above 30	3.5%	5%

- For instruments traded in currencies other than the euro, the obligations referred to in the previous paragraph shall be periodically adjusted on the basis of the exchange rate against the euro.
- The minimum quotation amount defined in paragraph 1, table 1.a, in any case shall not exceed 20,000 instruments.
- The maximum percentage spread is calculated as the ratio between the offer-bid difference and the midpoint (bid-offer average).
- Borsa Italiana, taking into account the characteristics of the instrument, can establish different obligations from those indicated in the tables in paragraph 1, communicating it with a Notice.
- Borsa Italiana may adapt the obligations referred to in the previous paragraphs in any other circumstance requiring technical interventions or in case of changed market conditions.
- The daily and monthly performance values are made available to each member with quotation obligations through the "Market Making Performance Report". Daily reports are made available at T+1.
- Quotation obligations during stressed market conditions are defined in paragraph E.
- OTR (Order to Trade ratio) limits for members with quotation obligations are set in the dedicated chapter.

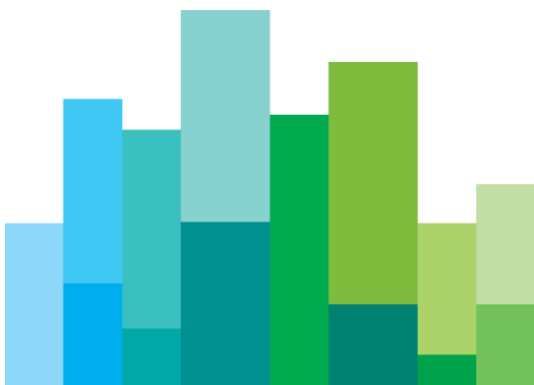
E - Stressed market conditions

- Stressed market conditions on the financial instruments traded on the SeDeX market occur in the following circumstances:

Instruments on underlying shares traded on the Euronext Milan market	During the 15 minutes of continuous trading following a volatility interruption of the underlying shares; in cases where stressed market conditions on the underlying have been declared
Instruments on Italian stock indices	In cases where stressed market conditions on index derivatives traded on the IDEM market have been declared

2. Borsa Italiana may also declare stressed market conditions, with communication to the market, if required by the trading conditions of the affected instruments.
3. During stressed market conditions liquidity providers, secondary liquidity providers and market makers (if provided for in the market making agreements) are required to quote with halved quantities and with doubled spreads. Members with bid-only obligations are required to quote with halved quantities.

5. TRADING TICKS FOR EUROTIX MARKET



A - Trading Ticks for EuroTLX Market

1. Pursuant to EuroTLX market Rules, the prices of orders shall be multiples of the ticks established for financial instruments in relation to the order prices as follows:

a) **Equity** segment: ticks defined in Commission Delegated Regulation (EU) 2017/588 are applied, determined considering liquidity classes and price ranges of the orders;

b) **Cert-X** segment:

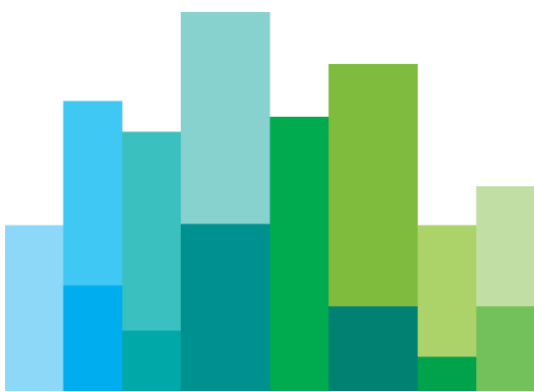
Order prices	Tick
Below or equal to 0.0029	0.0001
0.0030 – 0.2995	0.0005
0.300 – 1.499	0.001
1.500 – 2.995	0.005
Equal to or above 3.00	0.01

c) **Bond-X** segment:

Residual life	Tick
All instruments	0.01

The prices of responses to RFQs shall be multiples of the tick value 0.01.

6. IDEM MARKET



A - Price variation limits

1. Pursuant to article 5.3.9 paragraph 1 of the Rules, for the purposes of the automatic control of the regularity of trading, Borsa Italiana applies the price variation limits set in table 1, where:

- a) **"X Parameter"** = maximum variation limit of the price of orders with respect to the static control price, referred to in Article 5.3.2, paragraph 13, of the Rules;
- b) **"Y Parameter"** = maximum variation limit of the price of trades with respect to the static control price, referred to in Articles 5.3.3, paragraph 3, and 5.3.9, paragraph 2, of the Rules;
- c) **"Z Parameter"** = maximum variation limit of the price of trades with respect to the dynamic price, referred to in Article 5.3.9, paragraph 2, of the Rules.

Table 1: X, Y, Z Parameters

Instrument	X Parameter	Y Parameter	Z Parameter
Equity index futures (daily session): Futures, miniFutures and microFutures on FTSE MIB index; futures on FTSE Italia PIR TR Index	±10%	±3.5%	±0.5%
Equity index futures (evening session): Futures, miniFutures and microFutures on FTSE MIB index	±10%	±2%	±0.75%
FTSE MIB Dividend Index futures	±40%	±10%	±5%
Stock dividend futures	-	±10%	±5%
Single stock futures	±40%	±7.5%	±3.5%
FTSE MIB index options	-	Table 1.a	Table 1.b

Single stock options	-	Table 2.a	Table 2.b
Monthly power futures – Italy area	±20%	±10%	±5%
Quarterly power futures – Italy area	±20%	±7.5	±5%
Yearly power futures – Italy area	±20%	±5%	±3.5%
Durum wheat futures	±25%	±10%	±5%

Table 1.a - FTSE MIB Index Options (MIBO options and weekly MIBO options). Y parameter, upper and lower limits in percentage

Y Parameter										
	Strike		Calendar days to maturity							
	from	to	1	2	3	4	5-7	8-10	11+	From second "MIBO options" expiry
			(% upper limit - % lower limit)							
	from -11 on		900-95	900-95	900-90	900-90	900-80	900-80	900-80	800-70
	-8	-10	900-95	900-95	900-90	900-90	900-80	900-80	900-80	800-70
	-6	-7	900-95	900-95	900-90	700-85	600-80	500-80	500-80	400-70
	-4	-5	900-95	500-95	400-90	350-80	300-80	250-80	250-80	200-70

OTM										
ATM	-3	-3	900-95	400-95	400-85	350-80	300-80	250-80	250-80	200-70
ITM (*)	-2	-2	700-95	300-95	300-85	300-80	250-80	200-80	200-80	175-70
	-1	-1	500-95	300-90	300-85	300-80	200-80	150-80	150-80	125-70
	0	0	400-90	250-90	200-85	175-80	150-80	100-80	100-80	90-70
	1	1	300-90	200-90	150-85	150-80	100-80	80-80	80-80	70-70
	2	2	250-90	150-85	150-80	150-80	100-70	70-70	70-70	60-60
	3	3	200-85	150-75	125-70	125-70	70-70	60-60	60-60	50-50
	4	5	150-80	125-75	100-70	70-70	70-70	60-60	40-40	30-30
	6	7	100-70	100-60	60-60	50-50	45-45	40-40	40-40	30-30
	8	10	70-70	60-60	50-50	40-40	40-40	35-35	35-35	25-25
	from 11 on		50-50	50-50	40-40	30-30	30-30	25-25	25-25	15-15

(* ATM = at-the-money; OTM = out-of-the-money; ITM = in-the-money)

Table 1.b - FTSE MIB Index Options (MIBO options and weekly MIBO options). Z parameter, upper and lower limits in percentage

Z Parameter									
Strike		Calendar days to maturity							
from	to	1	2	3	4	5-7	8-10	11+ and from second "MIBO"	

OTM ATM ITM (*)									options” expiry
			(% upper limit - % lower limit)						
	from -11 on		900-90	900-90	900-90	800-90	800-70	450-60	450-50
	-8	-10	900-90	900-90	800-90	800-90	800-70	350-60	350-50
	-6	-7	900-90	800-90	800-90	650-85	550-70	200-60	200-50
	-4	-5	800-90	450-90	350-90	300-80	250-70	100-60	100-50
	-3	-3	300-90	300-90	300-85	200-80	200-70	100-60	100-50
	-2	-2	300-90	300-90	200-85	200-80	200-70	70-60	70-50
	-1	-1	300-90	200-90	200-85	200-80	150-60	60-60	50-50
	0	0	150-90	150-90	150-85	125-80	100-50	50-50	40-40
	1	1	125-90	100-90	75-75	75-75	50-50	40-40	30-30
	2	2	75-75	50-50	50-50	50-50	50-50	40-40	30-30
	3	3	75-75	50-50	50-50	45-45	40-40	30-30	25-25
	4	5	50-50	40-40	40-40	35-35	30-30	30-30	15-15
	6	7	30-30	30-30	30-30	25-25	20-20	20-20	10-10
8	10	25-25	25-25	25-25	15-15	15-15	15-15	10-10	
from 11 on		20-20	20-20	20-20	10-10	10-10	10-10	5-5	

(* ATM = at-the-money; OTM = out-of-the-money; ITM = in-the-money)

Table 2.a – Single stock options and weekly stock options. Y parameter, upper and lower limits in percentage

Y Parameter										
OTM ATM ITM (*)	Strike		Calendar days to maturity							
	From	a	1	2	3	4	5-7	8-10	11+	From second "stock options" expiry
			(% upper limit - % lower limit)							
	From -11 on		900-95	900-95	900-95	900-90	900-90	900-80	900-80	800-70
	-8	-10	900-95	900-95	900-95	900-90	900-90	900-80	900-80	800-70
	-6	-7	900-95	900-95	900-95	700-90	600-85	500-80	500-80	400-70
	-4	-5	900-95	600-95	500-95	500-90	500-80	400-80	400-80	300-70
	-3	-3	900-95	600-95	500-95	500-85	400-80	400-80	400-80	300-70
	-2	-2	800-95	600-95	500-95	500-85	400-80	400-80	350-80	200-70
	-1	-1	700-95	400-95	350-90	350-85	300-80	300-80	250-80	150-70
	0	0	600-90	400-90	350-90	300-85	250-80	250-80	150-80	100-70
	1	1	500-90	250-90	200-90	175-85	150-80	100-80	80-80	70-70
	2	2	400-90	200-90	175-85	150-80	100-80	80-80	70-70	60-60
	3	3	300-90	175-90	175-75	125-70	70-70	70-70	60-60	50-50
	4	5	200-85	150-85	100-75	70-70	70-70	70-70	40-40	30-30
6	7	150-80	100-80	60-60	50-50	50-50	50-50	40-40	30-30	

	8	10	80-80	70-70	60-60	50-50	40-40	40-40	35-35	25-25
	From 11 on		50-50	50-50	50-50	40-40	30-30	30-30	25-25	20-20

(* ATM = at-the-money; OTM = out-of-the-money; ITM = in-the-money)

Table 2.b - Single stock options and weekly stock options. Z parameter, upper and lower limits in percentage

Z Parameter									
OTM ATM ITM (*)	Strike		Calendar days to maturity						
	da	a	1	2	3	4	5-7	8-10	11+ and from second "stock options" expiry
			(% upper limit - % lower limit)						
	From -11 on		900-90	900-90	900-90	900-90	800-90	800-70	450-50
	-8	-10	900-90	900-90	900-90	800-90	700-90	700-70	350-50
	-6	-7	900-90	900-90	800-90	700-90	600-85	500-70	250-50
	-4	-5	900-90	500-90	450-90	350-90	300-80	250-70	200-50
	-3	-3	450-90	300-90	300-90	300-85	200-80	200-70	100-50
	-2	-2	400-90	300-90	250-90	250-85	200-80	200-70	80-50
	-1	-1	350-90	200-90	200-90	200-85	200-80	150-60	70-50
	0	0	300-90	200-90	150-90	150-85	125-80	100-60	60-50
	1	1	250-90	125-90	100-90	80-80	70-70	50-50	40-40

	2	2	200-90	75-75	75-75	75-75	50-50	40-40	35-35
	3	3	150-90	75-75	60-60	60-60	45-45	35-35	30-30
	4	5	75-75	60-60	50-50	35-35	35-35	35-35	20-20
	6	7	50-50	50-50	30-30	25-25	25-25	25-25	20-20
	8	10	35-35	30-30	25-25	20-20	20-20	20-20	15-15
	From 11 on		25-25	25-25	20-20	15-15	15-15	15-15	10-10

(* ATM = at-the-money; OTM = out-of-the-money; ITM = in-the-money)

- Pursuant to Article 6.1.2 of the Rules and for the purposes of Article IA.8.2.10 paragraph 3 of the Instructions, the trading parameters referred to in paragraph 1 may be altered or temporarily deactivated.

B - Limits to the quantity and countervalue of orders

- According to article 5.3.2, paragraph 13, of the Rules, for the purposes of automatic control of the regularity of trading, Borsa Italiana establishes the following limits to the quantity and countervalue of the orders

	Limits	Single order	Combined orders	Negotiated transactions
FTSE MIB index futures	Quantity (lots)	500	2,500	5,000
	Notional (euro)	50,000,000		500,000,000
FTSE MIB index miniFutures	Quantity (lots)	500	2,500	25,000
	Notional (euro)	10,000,000		500,000,000

	Limits	Single order	Combined orders	Negotiated transactions
microFutures on FTSE MIB	Quantity (lots)	500	2,500	50,000
	Notional (euro)	2,000,000		200,000,000
FTSE Italia PIR TR Index Futures	Quantity (euro)	500	2,500	2,500
	Notional (euro)	10,000,000		50,000,000
FTSE MIB Dividend futures	Quantity (euro)	500	2,500	5,000
	Notional (euro)	2,500,000		25,000,000
Stock futures	Quantity (lots)	10,000	10,000	60,000
	Notional (euro)	50,000,000		500,000,000
Stock dividend futures	Quantity (lots)	5,000	5,000	30,000
	Notional (euro)	10,000,000		60,000,000
FTSE MIB index option	Quantity (lots)	5,000	5,000	30,000
	Notional (euro)	50,000,000		500,000,000
Stock options	Quantity (lots)	10,000	10,000	30,000

	Limits	Single order	Combined orders	Negotiated transactions
	Notional (euro)	100,000,000		500,000,000
Power futures- Italy area	Quantity (lots)	100	100	1,500
- <i>monthly futures</i>	Notional (euro)	5,000,000		50,000,000
Power futures- Italy area	Quantity (lots)	100	100	500
- <i>quarterly futures</i>	Notional (euro)	15,000,000		75,000,000
Power futures- Italy area	Quantity (lots)	100	100	500
- <i>yearly futures</i>	Notional (euro)	60,000,000		300,000,000
Durum wheat futures	Quantity (lots)	500	-	1,000
	Notional (euro)	7,500,000	-	15,000,000

2. According to article 5.3.2, paragraph 4, of the Rules, Borsa Italiana establishes the following limits to the *iceberg orders*

	Order minimum notional amount (total) (euro)	Peak size (lots)
FTSE MIB index futures	10,000	5
FTSE MIB index miniFutures	10,000	5

microFutures on FTSE MIB	10,000	5
FTSE Italia PIR TR Index Futures	10,000	5
FTSE MIB Dividend futures	10,000	5
Stocks futures	10,000	5
Stock dividend futures	10,000	5
FTSE MIB index options	10,000	5
Stocks options	10,000	5
Power futures- Italy area	10,000	5
Durum wheat futures	10,000	5

C – Deviation limits and minimum thresholds for negotiated transactions

- For negotiated transactions pursuant to art. 5.3.5, para 1, letter a) and 5.3.5 paragraph 4, of the Rules, the price should fall within the following deviation percentages in respect to the best prices of the trading book:

	Deviation percentage in respect to the best prices of the trading book (BBO)		
	For trades with a size: i) above the minimum size for negotiated transactions – LIS threshold (1) and ii) below the threshold "outside BBO" (2)	For trades with a size below the minimum size for negotiated transactions – LIS threshold (1), that are executed as part of a package order transaction	For trades with a size above "outside BBO"

	Deviation percentage in respect to the best prices of the trading book (BBO)		
Futures on the FTSE MIB Index Mini Futures on the FTSE MIB Index microFutures on FTSE MIB	0%	1%	1%
Futures on the FTSE Italia PIR Mid Cap TR Index	0%	5%	5%
Futures on the FTSE MIB Dividend Index	0%	2%	2%
Options on the FTSE MIB Index	0%	20%	20%
Stocks Futures	0%	0%	10%
American style stock options	0%	0%	20%
European style stock options	0%	0%	40%
Stock dividend futures	No price limit		

In absence of prices on the trading book, the price should fall within the following deviation percentages in respect to the dynamic price or, in absence of the latter, to the reference price of the previous day:

	Deviation percentage in respect to the dynamic price or, in absence of the latter, to the reference price of the previous day	
	For trades with any size, provided it is above the minimum size for negotiated transactions – LIS threshold (1)	For trades with a size below the minimum size for negotiated transactions – LIS threshold (1) and that

		are executed as part of a package order
Futures on the FTSE MIB Index Mini Futures on the FTSE MIB Index microFutures on FTSE MIB	1%	1%
Futures on the FTSE Italia PIR Mid Cap TR Index	5%	5%
Futures on the FTSE MIB Dividend Index	2%	2%
Options on the FTSE MIB Index	20%	20%
Stocks Futures	10%	10%
American style stock options	20%	20%
European style stock options	40%	40%
Stock dividend futures	No price limit	

(1) The LIS threshold qualifies the trade as large in scale pursuant to Regulation EU 2017/583. This threshold is identified by Borsa Italiana for every contract, communicated via a Notice and published on Borsa Italiana's website.

(2) The outside BBO threshold is a threshold set by Borsa Italiana for every underlying for the execution of negotiated transaction at a highest deviation percentage. This threshold is set by Borsa Italiana for every underlying, communicated via a Notice and published on Borsa Italiana's website.

- For negotiated transactions, pursuant to Article 5.3.5, paragraph 1, subparagraph b), of the Rules, the minimum transaction size is identified by Borsa Italiana for every contract, communicated via a Notice and published on Borsa Italiana's website.

C.bis – CPI Orders limits: maximum deviation limits, minimum thresholds and maximum quantity and countervalue limits

- Pursuant to article 5.3.6, paragraph 1, of the Rules, the following minimum sizes are set for CPI Orders:

Product	Minimum quantity for CPI orders (lots)	
	Single orders	Combined orders and FLEXCO orders
FTSE MIB index options (MIBO)	20	20
FTSE MIB index weekly options (weekly MIBO)	10	20
Single stock options	For each underlying, the minimum quantity is equal to the minimum quoting size obligation for Primary Market Makers and Primary Specialists, available on Borsa Italiana web site.	25
Single stock weekly options	For each underlying, the minimum quantity is equal to the minimum quoting size obligation for Designated Market Makers and Designated Specialists, available on Borsa Italiana web site.	25
Other products	CPI orders are not supported on other products.	

2. The agreed price for CPI Orders must be included within the deviation percentages reported below from the best prices on the orderbook. In absence of prices on the orderbook, the price of the CPI Order must be included within the same percentages of deviation from the dynamic price or, in the absence of the latter, from the reference price of the previous day.

Product	Maximum deviation of CPI Order price respect to the best prices available on the orderbook (BBO), or respect to the dynamic price (if no BBO is available), or respect to the previous day's reference price (if no dynamic price is available)
FTSE MIB index options (MIBO), including weekly MIBO	20%
American style single stock options, including weekly options	20%

European style single stock options	40%
Other products	CPI orders are not supported on other products.

3. The maximum quantity and countervalue limits of the CPI Orders are equal to the maximum limits defined for single orders in the IDEM market section, paragraph B.1, of this Guide to the Parameters.

D – Quotation obligations of voluntary market makers and Mifid2 market makers and IDEM specialists

- The obligations of voluntary market makers and obligations of Mifid2 market makers are established, by contract type, as detailed in the tables below.
- In stressed market conditions, which may occur in the cases indicated in Title IA.9, Chapter IA.9.4, voluntary market makers and Mifid2 market makers are required to quote quantities equal to half of those referred to in paragraph 1 and with double the spreads.

IDEM Equity

A. Index futures

Instrument	Intermediary		Maturities	Minimum quantity per maturity (No. of contracts)	Maximum spread in index points
Futures on the FTSE MIB index – “FTSE MIB Futures”	Voluntary Market Makers	Primary Market Makers	<u>On the first two maturities</u> Nearest maturity: until the second day before its maturity; Second maturity: from the third day before the nearest maturity.	2	30
Futures on the FTSE MIB index – FTSE MIB index mini-futures		Extended Market Makers			

Instrument	Intermediary		Maturities	Minimum quantity per maturity (No. of contracts)	Maximum spread in index points
	Mifid2 Market Makers	—	<u>On the first two maturities</u> Nearest maturity: until the second day before its maturity; Second maturity: from the first day before the nearest maturity.	2	
Futures on the FTSE MIB index – “FTSE MIB index micro-futures”	Voluntary Market Makers	Primary Market Makers	<u>On the first two maturities</u> Nearest maturity: until the second day before its maturity; Second maturity: from the third day before the nearest maturity.	5	20
		Extended Market Makers			
	Mifid2 Market Makers		<u>On the first two maturities</u> Nearest maturity: until the second day before its maturity; Second maturity: from the first day before the nearest maturity.	5	20
Futures on the FTSE Italia PIR Mid Cap TR index	Voluntary Market Makers	Primary Market Makers	<u>On the first two maturities</u> Nearest maturity: until the second day before its maturity; Second maturity: from the third day before the nearest maturity.	5	100
	Mifid2 Market Makers	—	<u>On the first two maturities</u> Nearest maturity: until the second day before its maturity; Second maturity: from the first day before the nearest maturity.		

Instrument	Intermediary		Maturities	Minimum quantity per maturity (No. of contracts)	Maximum spread in index points
Futures on the FTSE MIB Dividend index – “FTSE MIB Dividend futures”		Primary Market Makers	On all yearly maturities . Nearest yearly maturity: until the fifth day before the maturity	30 First and second yearly	80
				20 Third and fourth yearly	90
				10 Fifth yearly	100
	Voluntary Market Makers	Liquidity Providers	On the first half-yearly maturity and on the first three yearly maturities . Nearest half-yearly maturity: until the fifth day before the maturity of the contract and, from the following day, the second half-yearly maturity available. Nearest yearly maturity: until the fifth day before the maturity of the contract and, from the following day, the fourth yearly maturity available.	30 half-yearly	80
				30 first and second yearly	80
				20 Other maturities	90
	Mifid2 Market Makers	—	Nearest yearly maturity: until the fifth day before its maturity Second yearly maturity: from the fourth day before the nearest maturity	30	80

B. Stock dividend futures

Intermediary		Maturities	Minimum quantity	Maximum spread in index points
Voluntary Market Makers	Primary Market Makers	<p><u>On the first two yearly maturities</u></p> <p>Nearest yearly maturity: until the fifth day before the maturity of the contract and, from the following day, the third maturity.</p> <p>Second yearly maturity: every day the maturity is available.</p>	Minimum equal to 2, 3, 4, 5, 10, 20 contracts depending on the value of the contract and the dividend policy of the underlying.	See Table A
	Liquidity Provider	<p><u>On the first half-yearly maturity and on the first yearly maturity.</u></p> <p>Nearest half-yearly maturity: until the fifth day before the maturity of the contract and, from the following day, the second half-yearly maturity available.</p> <p>Nearest yearly maturity: until the fifth day before the maturity of the contract and, from the following day, the second yearly maturity available.</p>		
Mifid2 Market Makers		<p>Nearest yearly maturity: until the fifth day before the maturity of the contract;</p> <p>Second yearly maturity: from the fourth day before the nearest maturity.</p>		

1. Voluntary market makers and Mifid2 market makers on dividend futures are required to comply with the quotation obligations in accordance with the following spread table:

Table A:

Purchase price (in euro)	Maximum spread (in euro)
0.01-0.25	0.20
0.2501-1.00	0.40
1.0001-2.00	0.80
2.0001-3.00	1.20
3.00-5.00	2.00
More than 5.0001	3.00

C) Stock futures

Intermediary		Underlyings/maturities	Minimum quantity	Maximum spread
Voluntary Market Makers	Primary Market Makers	<u>On the nearest maturity</u> until the fifth day before the maturity and, from the following day, on the first subsequent maturity.	Euronext Milan stock underlyings: At least 5, 15, 25 contracts based on the liquidity class of the underlying. ----- EU Regulated Market Underlyings: at least 10, 20, 30, 40 or 50 contracts based on the liquidity class of the underlying.	See Table ----- 0.30 euro
	<u>Indicate at least:</u> 20 underlyings (include all the underlyings of the Focus Group) or 1 underlying (EU regulated market stocks)			

Mifid2 Market Makers	—			
-------------------------------------	---	--	--	--

1. Voluntary market makers and Mifid2 market makers on Euronext Milan stock futures are required to comply with the quotation obligations in accordance with the following spread tables:

Spread Table

Liquidity class Purchase prices (in euro) From - To	Spread (in euro)		
	A	B	C
	25 contracts	15 contracts	5 contracts
0.01 - 4.00	0.020	0.040	0.060
4.01 - 8.00	0.030	0.050	0.080
8.01 - 12.00	0.040	0.060	0.120
12.01 - 16.00	0.050	0.080	0.160
16.01 - 20.00	0.070	0.100	0.300
20.01 - 50	0.15	0.25	0.50
50.01 - 100	0.30	0.50	1.00
More than 100	0.50	1.00	1.50

Borsa Italiana reserves the right to attribute quantity obligations other than those based on the liquidity class indicated for the purposes of spread obligations.

D. FTSE MIB index options**D.1) MIBO options other than weekly options**

Intermediary		Maturities and series number (call and put)	Minimum quantity per maturity (No. of contracts)	Maximum spread in index points
Voluntary Market Makers	Primary Market Makers	<p>First 7 maturities: on the 5 consecutive series within a range of strike prices set at: ATM, 1 ITM and 5 OTM.</p> <p>Nearest maturity: between the ninth and the fifth trading day before the maturity reduced to: 3 consecutive series within a range of strike prices set at: ATM, 1 ITM and 3 OTM.</p> <p>The quotation obligations for the nearest maturity shall be valid until the fifth trading day before the maturity date.</p>	<p>* 1st maturity: 20</p> <p>* 2nd and 3rd maturity: 15</p> <p>* 4th and 5th maturity: 10</p> <p>* 6th and 7th maturity: 5</p>	See Tables A and B
	Responding Market Makers	<p>First 10 maturities: ATM, 5 ITM and 5 OTM</p> <p>Nearest maturity: the sixth and the fifth trading day before the maturity date: ATM, the first 2 ITM and the first 2 OTM.</p> <p>The quotation obligations for the nearest maturity shall be valid until the fifth trading day before the maturity date.</p>	10	See Tables A and B
	Liquidity providers	<p>First 4 maturities: on the 5 consecutive series within a range of strike prices set at: ATM, 1 ITM and 5 OTM.</p> <p>Nearest maturity: between the ninth and the fifth trading day before the maturity date: 3 consecutive series within a range of strike prices set at: ATM, 1 ITM and 3 OTM.</p> <p>The quotation obligations for the nearest maturity shall be valid until the fifth trading day before the maturity date.</p>	<p>* 1st maturity: 20</p> <p>* 2nd and 3rd maturity: 15</p> <p>* 4th maturity: 10</p>	See Tables A and B

Intermediary		Maturities and series number (call and put)	Minimum quantity per maturity (No. of contracts)	Maximum spread in index points
Mifid2 Market Makers		First two maturities		
		<p>First maturity: up to the fifth trading day before the maturity of the contract on the 3 consecutive series represented by: ATM, the first ITM and the first OTM.</p> <p>Second maturity: from the fourth day before the nearest monthly maturity: 3 consecutive series represented by: ATM, the first ITM and the first OTM.</p>	20	See Table A

1. Responding market makers are required to respond to requests for quotations within 2 minutes of the request; the response must remain on the book for at least 30 seconds.
2. Voluntary market makers and Mifid2 market makers on MIBO options other than weekly options are required to comply with the quotation obligations in accordance with the following spread tables:

Table A

Maturities < = 12 months		
Purchase price (in index points)		Spread (in index points)
FROM	TO	
1	200	30
202	500	50
505	1000	100
1005	2000	150
2005	4000	300
More than 4000		450

Table B

Maturities > 12 months		
Purchase price (in index points)		Spread (in index points)
<i>FROM</i>	<i>TO</i>	
1	500	75
505	1000	150
1005	2000	250
2005	4000	500
4005	6000	750
More than 6000		1000

- The system updates the at-the-money series twice a day. The update takes place at about 09.00 and 15.45.

D.2) Weekly MIBO options

Intermediary		Maturities and series number (call and put)	Minimum quantity per maturity (No. of contracts)	Maximum spread in index points
Voluntary Market Makers	Designated Market Makers	<p><u>All maturities traded</u></p> <p>First maturity: *from the Friday of the week before the maturity week and until the Wednesday before the maturity date: 7 consecutive series within a range of strike prices set at: ATM, 1 ITM and 7 OTM.</p> <p>* on the Thursday before the maturity date: 5 consecutive series within a range of strike prices set at: ATM, 1 ITM and 5 OTM.</p> <p>Second maturity and third maturity if traded: * from the Thursday of admission to trading and until the Thursday of the week before the week of maturity: 3 consecutive series within a range of strike prices set at: ATM, 1 ITM and 3 OTM.</p>	<p>First maturity: * Until the Wednesday before the maturity date: 10</p> <p>* For the Thursday before the maturity date: 5</p> <p>2nd and 3rd maturity: 5</p>	See Tables A, B and C
Mifid2 Market Makers		<p><u>First two maturities</u></p> <p>First maturity: until the Wednesday before the maturity of the contract, 3 consecutive series within a range of strike prices set at: ATM, the first ITM and the first OTM.</p> <p>Second maturity: from the Thursday before the nearest weekly maturity: 3 consecutive series within a range of strike prices set at: ATM, the first ITM and the first OTM.</p>	5	See Table A

1. If the maturity is brought forward due to a non-trading day, the above quotation scheme is adapted accordingly.

2. Voluntary market makers and Mifid2 market makers on weekly MIBO options are required to comply with the quotation obligations in accordance with the following spread tables:

Table A

First maturity - Until the Wednesday* before the maturity date		
Purchase price (in index points)		Spread (in index points)
FROM	TO	
1	50	10
51	100	20
102	300	30
302	500	40
505	800	50
805	4000	60
More than 4000		100

Table B

First maturity - On the Thursday* prior to the maturity date		
Purchase price (in index points)		Spread (in index points)
FROM	TO	
1	50	20
51	100	40
102	300	60
302	500	80

505	800	100
805	4000	120
More than 4000		200

Table C

Second and Third maturity		
Purchase price (in index points)		Spread (in index points)
FROM	TO	
1	200	30
202	500	50
505	1000	100
1005	2000	150
2005	4000	300
More than 4000		450

- The system updates the at-the-money series twice a day. The update takes place at about 09.00 and 15.45.

D.3) Stock options**D.3 (i) European-style and American-style stock options, other than weekly options.**

Intermediary		Maturities and series number (call and put)		Minimum quantity (No. of contracts)		Maximum spread in index points
Voluntary Market Makers	Primary Market Makers: for American-style options <u>Indicate at least:</u>	<u>First 6 maturities:</u> First maturity: 7 consecutive series within a range of strike prices set at: ATM, 2 ITM and 8 OTM. Between the ninth and the fifth trading day before the maturity date: 5 consecutive series within a range of strike prices set at: ATM, 1 ITM and 5 OTM. From the second to the sixth maturity: 4 consecutive series within a range of strike prices set at: ATM, 1 ITM and 4 OTM. The quotation obligations for the nearest maturity shall be valid until the fifth trading day before the maturity date.	Focus group	Minimum number of contracts equal to one of the following values: 5, 10, 20, 30, 40, 50, 60, 80, 100, 120, 140, 160 or 200 contracts, allocated to the contracts per liquidity class and notified by means of a Notice.	Focus Group Underlyings the obligations are reduced by half on the 4 th , 5 th and 6 th maturity	See Tables A), B), C) and D)
	20 underlyings (include all underlyings of the Focus Group) For European-style options: <u>Indicate at least:</u>					

	3 underlyings	<p><u>First 4 maturities</u></p> <p>First maturity: 7 consecutive series within a range of strike prices set at: ATM, 1 ITM and 8 OTM.</p> <p>From the second to the fourth maturity: 4 consecutive series within a range of strike prices set at: ATM, 2 ITM and 4 OTM.</p> <p>On the nearest maturity: between the ninth and the fifth trading day before the maturity date: 5 consecutive series within a range of strike prices set at: ATM, 1 ITM and 5 OTM.</p> <p>The quotation obligations for the nearest maturity shall be valid until the fifth trading day before the maturity date.</p>	No Focus group			
	Responding Market Makers for European-style and American-style options	<p><u>First 10 maturities</u></p> <p>First maturity: ATM, 8 ITM and 8 OTM</p> <p>From the second to the sixth maturity: ATM, 5 ITM and 5 OTM</p>	Focus group	40		See Tables A), B), C) and D)

	<u>Indicate at least:</u>	Nearest maturity: the sixth and fifth trading day before the maturity date: ATM, the first 4 ITM and the first 4 OTM. The quotation obligations for the nearest maturity shall be valid until the fifth trading day before the maturity date.	No Focus group	20		
	5 underlyings	From the seventh to the tenth, if traded: ATM, 2 ITM and 5 OTM		20		
	Liquidity providers for American-style options <u>no minimum obligation of underlyings</u>	<u>First four consecutive maturities:</u> see Primary Market Maker obligations		see Primary Market Maker obligations		See Tables A), B), C) and D)
Mifid2 Market Makers	—	<u>First maturity:</u> on the 3 consecutive ATM series, from the first ITM series and from the first OTM series. The quotation obligations for the nearest maturity shall be valid until the fifth trading day before the maturity of the contract and, from the following day, the intermediary is required to quote the first subsequent maturity.		Minimum number of contracts equal to one of the following values: 5, 10, 20, 30, 40, 50, 60, 80, 100, 120, 140, 160 or 200 contracts, allocated to the contracts per		See Tables A), B), C) and D) Column "Maturities < = 12 months"

				liquidity class and notified by means of a Notice.		
--	--	--	--	----------------------------------------------------	--	--

1. Responding market makers are required to respond to requests for quotations within 2 minutes of the request; the response must remain on the book for at least 15 seconds.
2. Voluntary market makers and Mifid2 market makers on stock options other than weekly options are required to comply with the quotation obligations in accordance with the following spread tables:

Table A) - Underlying with a value between 0 and 5.00 euro

Purchase price (in euro)	Spread (in euro)	
	Maturities < = 12 months	Maturities > 12 months
0.0001 – 0.1500	0.050	0.100
0.1550 – 0.5000	0.080	0.150
0.5050 – 1.0000	0.120	0.250
Greater than or equal to 1.0100	0.250	0.500

Table B) - Underlying with a value between 5.01 and 10.00 euro

Purchase price (in euro)	Spread (in euro)	
	Maturities < = 12 months	Maturities > 12 months
0.0001 – 0.1500	0.100	0.200
0.1550 – 1.0000	0.150	0.300
1.0100 – 2.0000	0.200	0.400
Greater than or equal to 2.0100	0.500	1.000

Table C) – Underlying with a value between 10.01 and 50.00 euro

Purchase price (in euro)	Spread (in euro)	
	Maturities < = 12 months	Maturities > 12 months
0.0001 – 0.5000	0.150	0.300
0.5050 – 2.0000	0.300	0.600
2.0100 – 5.0000	0.500	1.000
Greater than or equal to 5.0500	1.000	2.000

Table D) - Underlying with value greater than 50.01 euro

Purchase price (in euro)	Spread (in euro)	
	Maturities < = 12 months	Maturities > 12 months
0.0001 – 0.5000	0.50	1.00
0.5050 – 2.0000	1.00	2.00
2.0100 – 5.0000	1.50	3.50
Greater than or equal to 5.0500	2.50	5.00

3. The system updates the at-the-money series twice a day. The update takes place at about 09.00 and 15.45.

D.3 (ii) Weekly stock options (American-style).

Intermediary		Maturities and series number	Minimum quantity (No. of contracts)	Maximum spread in index points
Voluntary Market Makers	Designated Market Makers	<p><u>For each maturity traded:</u></p> <p>*from the Thursday of the week before the maturity week and until the Tuesday before the maturity date: 5 consecutive series within a range of strike prices set at: ATM, 2 ITM and 6 OTM.</p> <p>* on the Wednesday and Thursday before the maturity date: 3 consecutive series within a range of strike prices set at: ATM, 1 ITM and 3 OTM.</p>	Minimum number of contracts equal to one of the following values: 5, 10, 20, 30, 40, 50, 60, 80, 100, 120, 140, 160 or 200 contracts, allocated to the	See Tables A), B), C) and D)
	no minimum obligation of underlyings			
Mifid2 Market Makers		<p><u>First maturity:</u> on the 3 consecutive ATM series, from the first ITM series and from the first OTM series.</p> <p>The quotation obligations for the nearest maturity must be fulfilled until the Wednesday before the maturity of the contract and, from the following day, the intermediary is required to quote the first subsequent maturity.</p>	contracts per liquidity class and notified by means of a Notice.	

1. If the maturity of the weekly stock options is brought forward due to a non-trading day, the above quotation scheme is adapted accordingly.
2. Voluntary market makers and Mifid2 market makers on weekly stock options are required to comply with the quotation obligations in accordance with the following spread tables:

Table A) - Underlying with a value between 0 and 5.00 euro

Purchase price (in euro)	Spread (in euro)
0.0001 – 0.1500	0.050
0.1550 – 0.5000	0.080
0.5050 – 1.0000	0.120
Greater than or equal to 1.0100	0.250

Table B) - Underlying with a value between 5.01 and 10.00 euro

Purchase price (in euro)	Spread (in euro)
0.0001 – 0.1500	0.100
0.1550 – 1.0000	0.150
1.0100 – 2.0000	0.200
Greater than or equal to 2.0100	0.500

Table C) - Underlying with a value between 10.01 and 50.00 euro

Purchase price (in euro)	Spread (in euro)
0,0001 – 0.5000	0.150
0.5050 – 2.0000	0.300
2.0100 – 5.0000	0.500
Greater than or equal to 5.0500	1.000

Table D) - Underlying with value greater than 50.01 euro

Purchase price (in euro)	Spread (in euro)
0.0001 – 0.5000	0.50

0.5050 – 2.0000	1.00
2.0100 – 5.0000	1.50
Greater than or equal to 5.0500	2.50

3. The system updates the at-the-money series twice a day. The update takes place at about 09.00 and 15.45.

IDEX

Instrument	Intermediary		Maturities	Electricity Futures Contracts - Italy area	Quantity (Minimum No. of contracts)	Maximum spread (Euro/MWh)
Electricity Futures Italy area	Voluntary Market Makers	Primary Market Makers	<ul style="list-style-type: none"> On all maturities 	Baseload monthly futures	10	2
				Baseload quarterly futures	5	2
				Baseload annual futures first maturity	5	2
				Baseload annual futures second maturity	5	3
		Responding Market Makers	<ul style="list-style-type: none"> On all maturities 	Peakload monthly futures	10	3

		Liquidity providers	<ul style="list-style-type: none"> • All monthlies (baseload or peakload) and/or 	Peakload quarterly futures	5	4
			<ul style="list-style-type: none"> • All quarterlies (baseload or peakload) and/or • All annual (baseload or peakload) 	Peakload annual futures	5	3
	Mifid2 Market Makers	—	<ul style="list-style-type: none"> • On the first maturity 	Baseload monthly futures	10	2
				Peakload monthly futures	10	3

1. Responding market makers are required to respond to requests for quotations within 2 minutes of the request; the response must remain on the book for at least 15 seconds.
2. For the additional annual maturities of futures contracts admitted to trading, the obligations of voluntary market makers are set out in the Notice of start of trading for the contract.

AGREX

Instrument	Intermediary		Maturities	Minimum no. of contracts	Spread
Durum wheat futures	Voluntary Market Makers	Primary Market Makers	<ul style="list-style-type: none"> On all maturities traded until the maturity of the contract 	3	<ul style="list-style-type: none"> 8 euro for the first four maturities;
		Liquidity providers	<ul style="list-style-type: none"> On all maturities until the end of the sixth trading day before the maturity of the contract 		<ul style="list-style-type: none"> 10 euro for the fifth maturity.
	Mifid2 Market Makers		<ul style="list-style-type: none"> on the first maturity up to the sixth day before the maturity of the contract and, from the following day, on the next maturity 	3	<ul style="list-style-type: none"> 8 euro

E – Stressed market conditions

1. Pursuant art. IA.9.4.1, paragraph 1, of the Instructions, stressed market conditions on the financial instruments traded on the Idem Market occur in case of the following conditions:

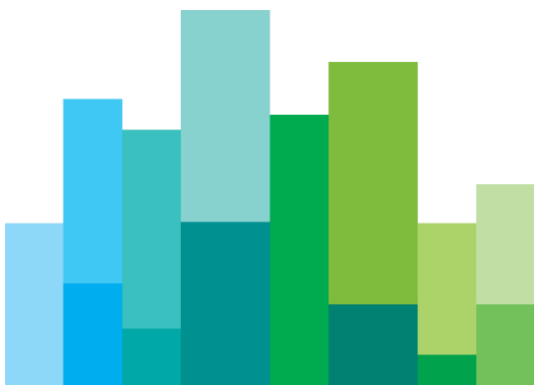
Index derivatives	<ul style="list-style-type: none"> From the start of the volatility auction phase of the first expiry of the future contract until 15 minutes after the resumption of the continuous phase
Stock derivatives	<ul style="list-style-type: none"> During the volatility auction phase of the underlying until 15 minutes after the redemption of the continuous phase In all the remaining hypothesis of declaration of stressed market conditions

2. Pursuant IA.9.4.1, paragraph 2, of the Instructions, Borsa Italiana may declare with notice to the operators stressed market conditions on the single financial instruments or on groups of financial instruments, if the price and volumes variations in a given time frame are above the following thresholds:

Conditions (if foreseen) which have to occur simultaneously			Other conditions
Index derivatives (Day session)	<p>Variations of the average price before the expiry of the FTSE MIB (or FTSE PIR for the futures on that index) in the last 10 minutes in respect to the Closing Price of the previous session exceeding the absolute value of 5 %</p> <p>Lots traded > 2 times the average lots of the previous 5 days</p> <p>Lots traded < 0.1 times the average lots of the previous 5 days</p>		<p>Variations of the underlying Index exceeding +/- 3.5%</p> <p>Volatility auction at least on a number of stocks with an overall weight above the 30% of the relevant Index</p>
Index derivatives (night session)	<p>Variations of the average price before the expiry of the FTSE MIB in the last 10 minutes in respect to the Closing Price of the previous session exceeding the absolute value of 3.5 %</p>		
Electricity Futures and Durum wheat Futures	<p>Variations of the average price before the expiry of at least one future contract expiry in the last 10 minutes in respect to the static price exceeding the absolute value of 1,5*Y %</p> <p>[where Y represents the variation limit of the prices indicated in the preceding paragraph 4.A.8.b and 4.A.9.b]</p> <p>Lots traded > 2.5 times the average lots of the previous 5 days</p>		

3. Borsa Italiana may also declare, with notice to the operators, stressed market conditions if required by the trading development on the derivatives instruments or on the underlying.

7. ORDER TO TRADE RATIO



A - OTR METHODOLOGY

Pursuant to Borsa Italiana Rules, the ratio between non-executed orders and trades for each intermediary ("OTR") is defined in terms of volume and number of transactions. The rules for the calculation of OTR ratios are defined pursuant to the guidelines provided in Annex I of CDR 566/2017.

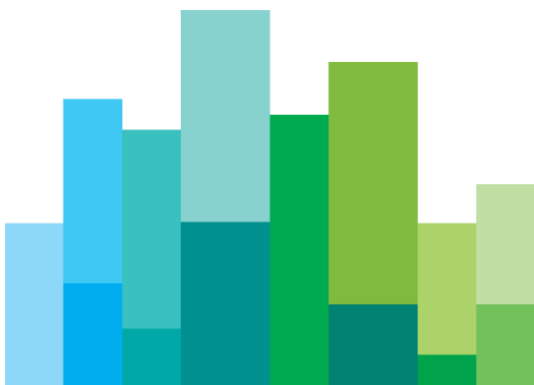
The OTR, both in terms of volumes and number of transactions, is calculated daily for (i) every instruments (i.e. ISIN code), (ii) every market participant, (iii) trading venue where the instrument is traded and (iv) separately for the order flow transmitted by a participant to the trading venue under a market making role.

Markets and asset classes	OTR type	Max. OTR Permitted Value	Floor Value	Max. OTR Permitted Value for members with a market making role ⁽¹⁾	Floor Value for members with a market making role ⁽¹⁾
Equity Markets	Number terms	2,000	75,000 ord.	10,000	150,000 ord.
	Volume terms	10,000		50,000	
Index futures	Number terms	2,000	75,000 ord.	10,000	150,000 ord.
	Volume terms	10,000		50,000	
Index options	Number terms	2,000	75,000 ord.	10,000	150,000 ord.
	Volume terms	10,000		50,000	
Single name derivatives ²	Number terms	1,000	75,000 ord.	10,000	150,000 ord.
	Volume terms	5,000		50,000	
Commodity derivatives ³	Number terms	500	25,000 ord.	2,000	50,000 ord.
	Volume terms	2,500		10,000	
ETFPlus	Number terms	4,000	200,000 ord	20,000	400,000 ord.
	Volume terms	20,000,000		100,000,000	

Markets and asset classes	OTR type	Max. OTR Permitted Value	Floor Value	Max. OTR Permitted Value for members with a market making role ⁽¹⁾	Floor Value for members with a market making role ⁽¹⁾
Fixed Income Markets	Number terms	75,000	150,000 ord	150,000	300,000 ord.
	Volume terms	750,000		1,500,000	
Securitised Derivatives Markets	Number terms	4,000	200,000 ord	20,000	400,000 ord.
	Volume terms	20,000,000		100,000,000	

(1) Participants providing liquidity pursuant the rules under a specific agreement with Borsa Italiana, such as Specialists, Liquidity Providers, Secondary Liquidity Providers and Market Makers; (2) Stock options, stock futures & stock dividend futures; (3) All derivatives traded on IDEX.

8. TECHNICAL LIMITS FOR ORDER ENTRY



A - Technical limits for order entry

On the IDEM market operated on SOLA platform, the following technical limits apply to the entry of orders depending on the selected market access configurations:

Access modality	Transaction per seconds ("tps")
Standard Access	30 tps
Advanced Access	90 tps
PTP Access	150 tps
Market Making Access – Basic Access	Based on the number of instruments ¹ for which the market makers undertake quoting obligations. Market makers are given a number of Bulk Quotes per second (each allowing entering of 100 "single quotes") equal to the number of instruments for which the specialist has undertaken quoting obligations (at least 4)
Market Making – Additional access (through Bulk Quotes)	4 Bulk quotes per second (each allowing entering of 100 "single quotes")

¹ "Instrument" shall mean a contract traded on the IDEM market with a given underlying (e.g. stock option on X share), style (American or European) and settlement modality (offset or material delivery). For example, a market maker that undertakes quoting obligations on 10 different underlying shares, with American style and material delivery, is given 10 Bulk Quotes per second, equal to maximum 1,000 "single quotes". A "single quote" relates to a single series (ISIN) and only includes a buy or sell option.



borsaitaliana.it