

### COMPANY

#### PRYSMIAN

Via Chiese 6  
20126 Milano  
Tel.: 02 6449 1  
Fax: 02 64494504  
http://www.prysmiangroup.com



#### Auditing company \*

Reconta Ernst & Young S.p.A.



#### Investor relations \*

**Cristina Bifulco**  
E-mail: mariacristina.bifulco@prysmiangroup.com  
Tel.: +3902644951400

ISIN	IT0004176001
BLOOMBERG	PRY IM
REUTERS	PRY.MI
Industry	<b>INDUSTRIALS</b>
Super sector	<b>INDUSTRIAL GOODS &amp; SERVICES</b>
Market Segment	<b>MTA</b>

Prysmian Group is world leader in the energy and telecom cables and systems industry. With nearly 140 years of experience, sales of over €7.5 billion in 2016, 21,000 employees across 50 countries and 82 plants, the Group is strongly positioned in high-tech markets and offers the widest possible range of products, services, technologies and know-how. It operates in the businesses of underground and submarine cables and systems for power transmission and distribution, of special cables for applications in many different industries and of medium and low voltage cables for the construction and infrastructure sectors. For the telecommunications industry, the Group manufactures cables and accessories for voice, video and data transmission, offering a comprehensive range of optical fibres, optical and copper cables and connectivity systems. Prysmian is a public company, listed on the Italian Stock Exchange in the FTSE MIB index.

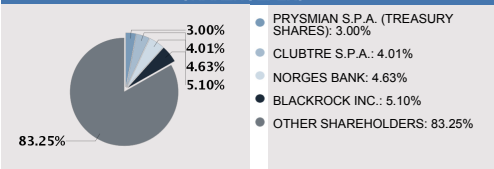
### CORPORATE GOVERNANCE \* (CG)

Executive	Non executive	Independent	BOARD MEMBERS	C.C.I.(1)	C.R.(2)	C.N.(3)	TOP MANAGEMENT
			<ul style="list-style-type: none"> <li><b>Massimo Tononi</b> Chairman</li> <li><b>Valerio Battista</b> Managing Director and General Manager</li> <li><b>Massimo Battaini</b> Director</li> <li><b>Maria Elena Cappello</b> Director</li> <li><b>Alberto Capponi</b> Director</li> <li><b>Claudio De Conto</b> Director</li> <li><b>Monica De Virgiliis</b> Director</li> <li><b>Pier Francesco Facchini</b> Director and Chief Financial Officer</li> <li><b>Maria Letizia Mariani</b> Director</li> <li><b>Fabio Romeo</b> Director</li> <li><b>Giovanni Tamburi</b> Director</li> </ul>				<ul style="list-style-type: none"> <li><b>Valerio Battista</b> Chief Executive Officer</li> <li><b>Massimo Battaini</b> Head of Business Energy Projects</li> <li><b>Pier Francesco Facchini</b> Chief Financial Officer</li> <li><b>Hans Nieman</b> Head of Business Energy Products</li> <li><b>Andrea Pirondini</b> Chief Operating Officer</li> <li><b>Fabio Ignazio Romeo</b> Chief Strategy Officer</li> <li><b>Cristiano Tortelli</b> Head of Oil&amp;Gas Business</li> <li><b>Philippe Vanhille</b> Head of Telecom Business</li> </ul>
							<p><b>OTHER INFORMATION RELATING GOVERNANCE</b></p> <p>List based voting system (BoD / Mb) <input checked="" type="checkbox"/></p> <p>Quorum for minority shareholders 1.0%</p> <p>Record Date <input checked="" type="checkbox"/></p>

(1): Internal Control Committee (2): Compensation Committee (3): Nomination Committee

(CG) Corporate Governance: Traditional Model

### SHAREHOLDERS \*



Source: Consob Update: 01/10/2017

### KEY FIGURES \*

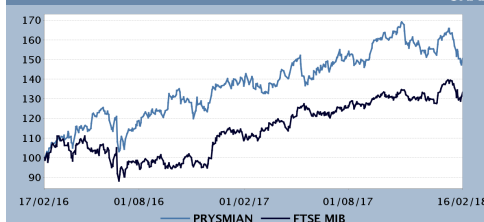
€m	Annual Results		Var % '15 vs '14	Annual Results 31/12/13
	31/12/15	31/12/14		
Total Sales	7,361.00	6,840.00	7.62%	6,995.00
Ebitda	623.00	509.00	22.40%	613.00
Ebitda margin	8.46%	7.44%		8.78%
Ebit	473.00	365.00	29.59%	465.00
Ebit Margin	6.43%	5.34%		6.65%
Ebt	310.00	172.00	80.23%	218.00
Ebt margin	4.21%	2.51%		3.12%
Net Result	214.00	115.00	86.09%	153.00
E-Margin	2.91%	1.68%		2.19%

€m	Annual Results		Var % '15 vs '14	Annual Results 31/12/13
	31/12/15	31/12/14		
Net Financial Debt / (Cash)	750.00	802.00	-6.48%	805.00
Net Equity	1,424.00	1,183.00	20.37%	1,183.00
Capital Employed	2,174.00	1,985.00	9.52%	1,988.00

Source: company data. The year-end closing is at December, 31. Values are expressed in Million Euro. EBITDA is defined as adjusted EBITDA before non-recurring income (expenses). EBIT is defined as adjusted EBIT before non-recurring income (expenses), the fair value change in metal derivatives and in other fair value items. 2012 and 2013 figures restated in application of IFRS 10-11.

### SHARE ANALYSIS

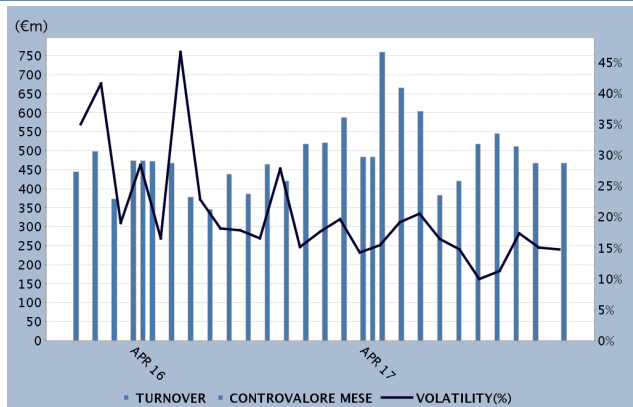


	Quantity	Capitalis. (€ m)
Number of shares outstanding	219,875,804	5,859.03
Ordinary	219,875,804	5,859.03
Nominal value (€)		0.10
	Last Divid. (€)	Detach Date
Ordinary	0.430	24/04/2017

Last price	Ord	Performance	Ord	INDEX FTSEMIB	Relative perf.	
16/02/2018	26.65	-2Y	56.07%	-2Y	34.44%	21.63%
Price range (-2y)	Ord	-1Y	10.22%	-1Y	19.44%	-9.22%
MAX	29.97	-3M	-5.27%	-3M	2.66%	-7.94%
MIN	17.64	-1M	-7.91%	-1M	-2.97%	-4.95%

### TURNOVER AND VOLATILITY - STATISTICS FROM 02/01/2018 TO 16/02/2018

	Turn over	Total(€)	853,179,872
		Daily average(€)	25,093,526
	Number of shares traded	Total	30,646,313
		Daily average	901,362
	Number of trades	Total	101,933
		Daily average	2,998
	Volatility		18.13%
	Turnover velocity		103.30%



Source: Borsa Italiana. Data refer to the ordinary shares.

### OTHER LISTED INSTRUMENTS ON BIT MARKET

IDEM STOCK FUTURES  SECURITISED DERIVATIVES  WARRANTS  STOCK OPTIONS  LISTED BONDS

\* The above information has been provided and updated by the issuing company