



TAMBURI INVESTMENT PARTNERS S.P.A.

TIP - TAMBURI INVESTMENT PARTNERS S.P.A. IS AN INDEPENDENT AND DIVERSIFIED INVESTMENT / MERCHANT BANK WITH THAT SO FAR INVESTED, AMONG DIRECT DEALS AND CLUB DEALS, ABOUT 3.0 BILLION EURO IN „EXCELLENT“ COMPANIES FROM AN ENTREPRENEURIAL POINT OF VIEW AND IS ENGAGED IN CO [Continue reading](#)

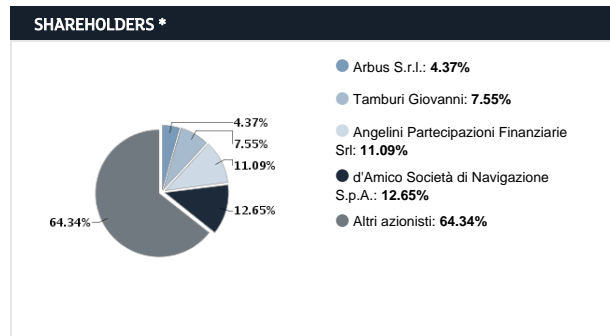
BOARD MEMBERS			C.R.C. (1)	C.C. (2)	N.C. (3)
EXECUTIVE	NON EXECUTIVE	INDEPENDENT			
✓					
	✓				
		✓			
			✓	✓	
			✓		
					✓
					✓
					✓
					✓
					✓

Board members ownership
Cesare D'Amico 21,315,000 stocks on 5/15/18
Paolo D'Amico 20,250,000 stocks on 5/15/18
Giovanni Tamburi 12,077,151 stocks on 5/15/18
Giuseppe Ferrero 3,179,635 stocks on 5/15/18
Alessandra Gritti 2,031,943 stocks on 5/15/18
Claudio Berretti 1,758,580 stocks on 5/15/18
Manuela Mezzetti 74,627 stocks on 5/15/18

TOP MANAGEMENT
Giovanni Tamburi Chairperson and Managing Director
Alessandra Gritti Vice Chairperson and Managing Director
Claudio Berretti General Manager

OTHER INFORMATION RELATING GOVERNANCE
Compensation
<input checked="" type="checkbox"/> Stock <input checked="" type="checkbox"/> Mbo <input checked="" type="checkbox"/> Incentivo
<input checked="" type="checkbox"/> List based voting system (BoD / MB)
Quorum for minority shareholders: 2.5%
<input checked="" type="checkbox"/> Record Date

(1): Control and Risk Committee (2): Compensation Committee (3): Nomination Committee



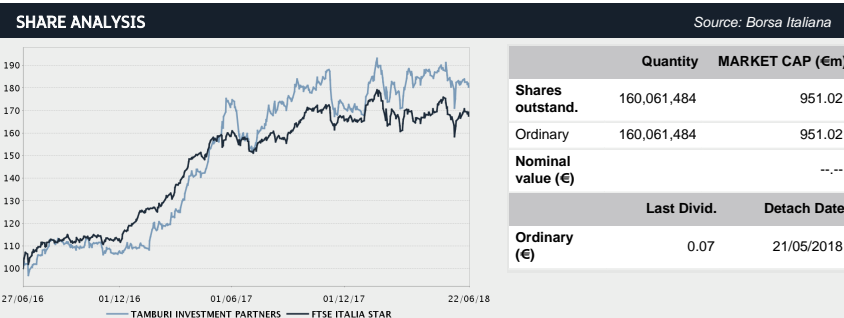
Source: Company Update: 7/20/17

COMPANY	Auditing company * PricewaterhouseCoopers S.p.A. www.pwc.com
TAMBURI	
Via Pontaccio, 10 20121 Milano	
Tel.: 02 88 58 801 Fax: 02 89 00 421	Investor Relations* Alessandra Gritti @: gritti@tamburi.it Tel.: +39 02 8858 801 Fax: +39 02 89 00421
go to website	

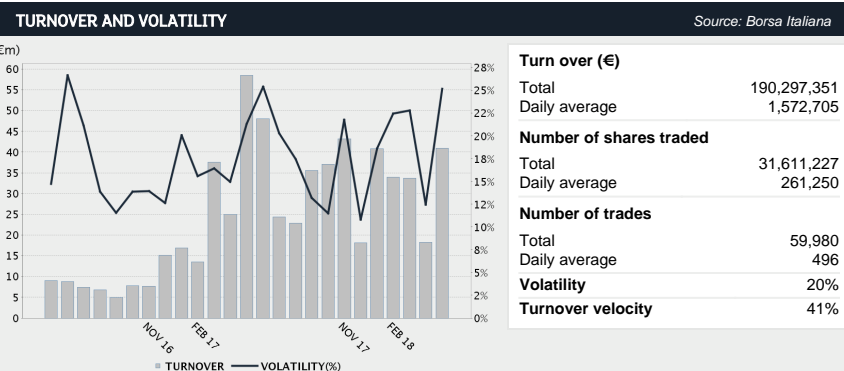
ISIN	IT0003153621
Bloomberg	TIP IM
Reuters	TIP.MI
Industry	FINANCIALS
Super sector	FINANCIAL SERVICES
Market Segment	STAR

KEY FIGURES *					
€m	I Quarter	I Quarter	Var %	Annual Results	Annual Results
	31/03/18	31/03/17	'18 vs '17	31/12/17	31/12/16
Total Sales	4.53	3.14	44.58%	59.64	124.24
Ebitda					
Ebitda margin					
Ebit					
Ebit Margin					
Ebt	1.87	17.33	-89.21%	71.56	86.13
Ebt margin	41.23%	552.45%		119.97%	69.32%
Net Result	1.92	18.53	-89.62%	72.09	85.63
E-Margin	42.41%	590.83%		120.86%	68.92%
	I Quarter	I Quarter	Var %	Annual Results	Annual Results
	31/03/18	31/03/17	'18 vs '17	31/12/17	31/12/16
Net Financial Debt / (Cash)	89.04	172.67	-48.44%	115.63	199.18
Net Equity	676.69	499.36	35.51%	628.11	437.08
Capital Employed	765.73	672.03	13.94%	743.74	636.26

Source: company data. The year-end closing is at December, 31. Values are expressed in Million Euro. Sales include revenues from sales and services and financial income. Given TIP's activity, the information relating to EBITDA and EBIT are not to be considered significant. Total revenue ...



Last price	Ord	Perform.	Ord	ITSTAR	Relative perf.
22/06/2018	5.942	-2Y	69%	55%	15%
Price range (-2y)	Ord	-1Y	14%	7%	7%
MAX	6.368	-3M	-1%	2%	-3%
MIN	3.198	-1M	-2%	1%	-2%



* The above information has been provided and updated by the issuing company