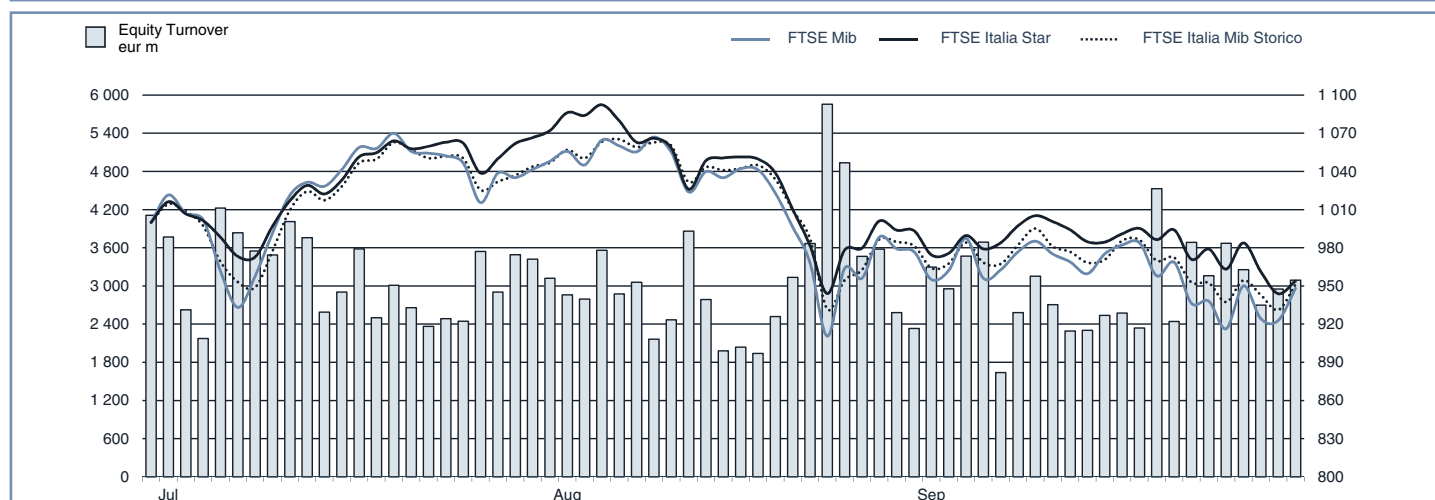


**MONTHLY UPDATE**
**September 2015**
**EQUITY DAILY TURNOVER AND MAIN INDICES (BASE = 1000 30.06.2015)**

**STOCK INDICES**

	31 AUG 2015	30 SEP 2015	Var. % MoM	Var. % 2014 end	Volatility SEP 2015
FTSE Italia Mib Storico	18 699	18 119	-3.1%	13.3%	21.5%
FTSE Mib	21 942	21 295	-2.9%	12.0%	32.0%
FTSE Italia Star	24 117	23 156	-4.0%	24.1%	20.7%

**FTSE MIB VOLATILITY**

**TRADING - DAILY AVERAGE**

	JAN-SEP 2014		JAN-SEP 2015		SEP 2015	
	Trades Number	Turnover eur m	Trades Number	Turnover eur m	Trades Number	Turnover eur m
Shares	260 051	2 782.9	286 078	3 335.2	253 495	2 955.3
Securitized Derivatives	8 790	98.9	12 813	135.3	12 823	124.6
ETF Plus	11 448	281.6	20 040	422.4	15 947	355.2
Fixed Income	19 758	1 335.5	19 348	1 186.6	12 977	757.5

(\*) Indicators are related to turnover figures.

**LISTING**

	30 DEC 2014	31 AUG 2015	30 SEP 2015
MTA Domestic	239	237	237
of which STAR	65	68	68
MTA Foreign	4	4	4
of which STAR	1	1	1
MIV (Investment Companies and SPAC)	6	7	7
MTA International	36	36	36
AIM Italia - MAC	57	71	69
<b>Listed Companies Total</b>	<b>342</b>	<b>355</b>	<b>353</b>
Warrant	29	33	32
MIV Closed End Funds	25	25	25
ETF	673	689	699
ETCIETN	254	260	260
OICR Open	-	37	45
<b>ETF Plus Total</b>	<b>927</b>	<b>986</b>	<b>1 004</b>
Securitized Derivatives	4 172	5 869	5 850
Convertibles Bonds	14	15	14
Mot - Government Bonds	113	116	118
Mot - Bonds	456	317	318
Mot - Eurobonds and ABSs	538	616	636
<b>MOT Total</b>	<b>1 107</b>	<b>1 049</b>	<b>1 072</b>
Extramot	556	694	709
<b>Fixed Income Total</b>	<b>1 663</b>	<b>1 743</b>	<b>1 781</b>

**MOST TRADED SHARES IN THE MONTH**

Shares	Mkt	Turnover	% TOT
Eni	MTA	8 956.02	13.78%
Intesa Sanpaolo	MTA	7 552.80	11.62%
Unicredit	MTA	7 000.05	10.77%
Fiat Chrysler Automobiles	MTA	4 569.16	7.03%
Enel	MTA	3 975.62	6.11%

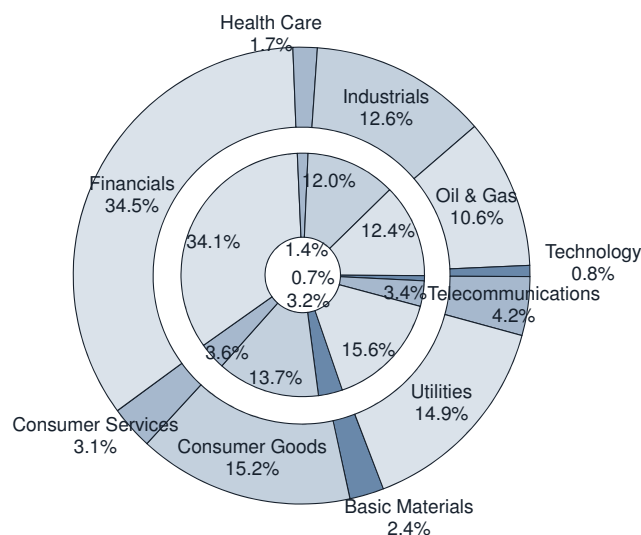
**BEST PERFORMANCES IN THE MONTH**

Shares	Mkt	Var. % MoM	Var % 2014 end
Mutuonline	MTA	14.80%	75.37%
Eukedos	MTA	12.84%	25.24%
Giglio Group	AIMMA	10.86%	
Geox	MTA	10.61%	39.85%
Imvest	AIMMA	10.33%	-8.69%

Performances are computed with no-rounded official prices.  
Performance is not included for shares not listed at 2014 end or unlimited suspended at September 2015 end

## CAPITALISATION

Domestic Companies Capitalisation (eur m)	30 DEC 2014	31 AUG 2015	30 SEP 2015
MTA Capitalisation	480 151	570 063	553 133
<i>of which STAR</i>	22 479	27 924	26 918
MIV (Investment Companies e SPAC)	236	743	749
AIM Italia - MAC	2 052	2 923	2 751
<b>Total</b>	<b>482 438</b>	<b>573 730</b>	<b>556 633</b>
Capitalisation (% GDP)			
MTA	29.7%	35.1%	34.0%
<i>of which STAR</i>	1.4%	1.7%	1.7%
<b>Total</b>	<b>29.8%</b>	<b>35.3%</b>	<b>34.3%</b>
Capitalisation (% Tot.)			
FTSE MIB Shares	80.6%	78.6%	78.9%

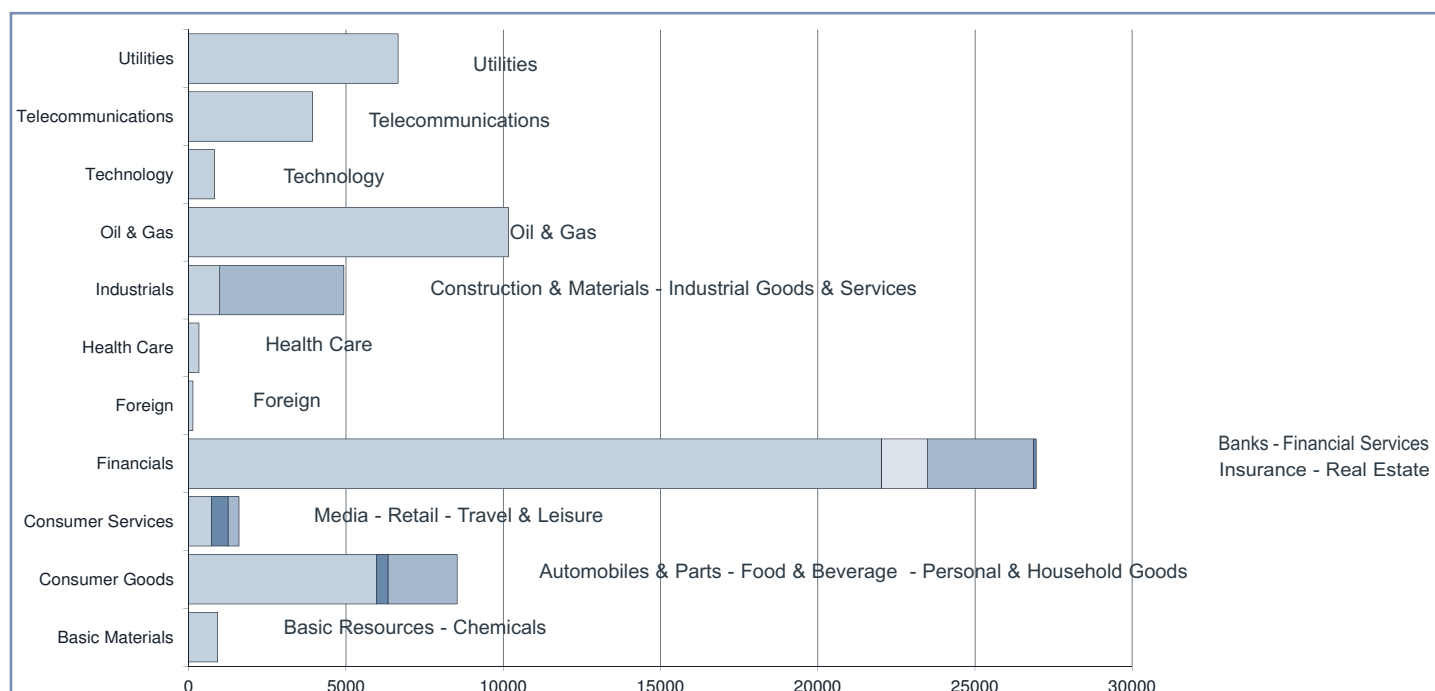


Note: internal chart: capitalisation on 30.12.2014;  
external chart: capitalisation on 30.09.2015.

## TRADING

SHARES	JAN-SEP 2014		JAN-SEP 2015		SEP 2015		OTHER INSTRUMENTS	JAN-SEP 2014		JAN-SEP 2015		SEP 2015	
	Trades Number	Turnover eur m	Trades Number	Turnover eur m	Trades Number	Turnover eur m		Trades Number	Turnover eur m	Trades Number	Turnover eur m	Trades Number	Turnover eur m
MTA Domestic	47 319 167	512 858.9	53 102 025	626 216.7	5 432 754	64 100.3	SeDex	1 670 024	18 796.2	2 447 286	25 841.3	282 104	2 740.4
<i>of which STAR</i>	3 878 166	14 760.3	4 412 887	18 553.1	385 554	1 201.1	Warrant	58 432	57.7	60 786	72.9	3 721	3.5
MTA Foreign	1 795 059	14 498.3	1 139 945	8 911.6	111 342	767.3	MIV Closed End Funds	61 250	245.4	46 160	146.5	4 612	18.8
<i>of which STAR</i>	31 659	232.1	77 962	635.4	4 603	34.1	ETF	1 677 269	48 430.7	2 188 872	63 228.1	181 854	6 082.7
MIV Invest. Companies	56 114	81.1	30 437	67.2	1 728	5.8	ETC	497 866	5 073.7	1 638 472	17 406.6	168 942	1 727.1
MTA International	150 831	1 050.4	169 673	1 224.9	17 111	108.3	OICR Open	-	-	291	46.3	34	4.7
AIM Italia - MAC	88 424	261.9	198 879	610.6	13 953	34.1	<b>ETF Plus</b>	<b>2 175 135</b>	<b>53 504.4</b>	<b>3 827 635</b>	<b>80 681.1</b>	<b>350 830</b>	<b>7 814.5</b>
<b>Total</b>	<b>49 409 595</b>	<b>528 750.6</b>	<b>54 640 959</b>	<b>637 031.0</b>	<b>5 576 888</b>	<b>65 015.7</b>	Convertible Bonds	11 335	149.9	5 135	53.9	329	3.4
FTSE MIB Shares							Subscription rights	1 066 412	2 564.1	267 332	1 000.8	-	-
% Shares Total	73.2%	90.5%	71.9%	90.3%	72.5%	90.7%	Mot - Government Bonds	2 788 279	233 418.1	2 703 342	207 086.4	200 556	14 772.8
							Mot - Bonds	475 280	8 103.2	374 769	6 683.5	37 722	964.7
							Mot - Eurobonds and ABSs	424 797	7 297.5	576 260	9 870.2	42 112	605.7
							ExtraMOT	65 619	4 925.0	41 108	2 995.0	5 113	322.4
							<b>Fixed Income Total</b>	<b>3 753 975</b>	<b>253 743.8</b>	<b>3 695 479</b>	<b>226 635.1</b>	<b>285 503</b>	<b>16 665.6</b>

## INDUSTRY/SUPERSECTOR TURNOVER (eur m)



## NEW LISTINGS

### RECENT EVENTS

ISSUER	MKT	SHARES	TRADING FIRST DAY	EVENT	1st DAY CAPITALISATION (eur m)	SPONSOR (NOMAD for AIM Italia)
Luve	AIM / MAC	0	09.07.2015	Incorporation of Industrial Stars of Italy (already listed)	214.97	Ubi Banca
Aeroporto Guglielmo Marconi di Bologna	MTA STAR	0	14.07.2015	IPO	206.97	Intermonte SIM
Assiteca	AIM / MAC	0	27.07.2015	IPO	58.62	Integrae SIM
Piteco	AIM / MAC	0	31.07.2015	IPO	60.21	Banca Popolare di Vicenza
Space2	MIV SIV	0	31.07.2015	IPO	305.45	Equita SIM
Capital for Progress 1	AIM / MAC	0	04.08.2015	IPO	49.89	Banca IMI
Giglio Group	AIM / MAC	0	07.08.2015	IPO	25.31	Integrae SIM

### NEWLY ADMITTED COMPANIES (THROUGH IPOs, SPOs AND INSTITUTIONAL PLACINGS)

Security:	AEROPORTO GUGLIELMO MARCONI DI BOLOGNA		Total	of which Public	of which Institutionals
Offer period:	29.06.2015	Offered shares:	max 14 049 476	min 1 879 000	max 11 942 476
	08.07.2015	Greenshoe:	max 1 404 948	-	-
Offer price:	4.50	Requested shares:	39 162 516	4 389 000	34 773 516
Bookbuilding range:	4.4000-5.2000	Allotted shares:	15 454 424	2 107 000	13 347 424
Minimum lot:	1 000	- of which greenshoe:	1 404 948	-	1 404 948
Placed stake:	42.8%	Capital raised (ML euro):	69.54	9.48	60.06
		- from newly issued shares:	29.25		
Blt alphabetical code:	....				
Bloomberg code:	....	Market and segment:	MTA - STAR		
Reuters code:	....	Sector:	...., ....		
Security:	ASSITECA		Total	of which Public	of which Institutionals
Offer period:	....	Offered shares:	max 6 149 187	min ....	max 5 808 647
	27.07.2015	Greenshoe:	max ....	-	-
Offer price:	1.85	Requested shares:	....	....	....
Bookbuilding range:	....-....	Allotted shares:	4 041 000	340 540	3 700 460
Minimum lot:	....	- of which greenshoe:	-	-	-
Placed stake:	13.0%	Capital raised (ML euro):	7.35	0.50	6.85
		- from newly issued shares:	7.35		
Blt alphabetical code:	....				
Bloomberg code:	....	Market and segment:	AIM Italia - Mercato Alternativo del Capitale		
Reuters code:	....	Sector:	...., ....		
Security:	SPACE2		Total	of which Public	of which Institutionals
Offer period:	17.07.2015	Offered shares:	max 30 000 000	min ....	max 30 000 000
	28.07.2015	Greenshoe:	max ....	-	-
Offer price:	10.00	Requested shares:	....	....	....
Bookbuilding range:	....-....	Allotted shares:	30 000 000	....	30 000 000
Minimum lot:	....	- of which greenshoe:	-	-	-
Placed stake:	100.0%	Capital raised (ML euro):	300.00	....	300.00
		- from newly issued shares:	300.00		
Blt alphabetical code:	....				
Bloomberg code:	....	Market and segment:	MIV - ....		
Reuters code:	....	Sector:	...., ....		
Security:	PITECO		Total	of which Public	of which Institutionals
Offer period:	....	Offered shares:	max 3 030 000	min 1 060 500	max 1 969 500
	31.07.2015	Greenshoe:	max 454 500	-	-
Offer price:	3.30	Requested shares:	....	....	....
Bookbuilding range:	....-....	Allotted shares:	3 375 000	1 060 500	2 314 500
Minimum lot:	....	- of which greenshoe:	345 000	-	345 000
Placed stake:	18.6%	Capital raised (ML euro):	11.14	3.50	7.64
		- from newly issued shares:	8.50		
Blt alphabetical code:	....				
Bloomberg code:	....	Market and segment:	AIM Italia - Mercato Alternativo del Capitale		
Reuters code:	....	Sector:	...., ....		
Security:	CAPITAL FOR PROGRESS 1		Total	of which Public	of which Institutionals
Offer period:	....	Offered shares:	max 6 500 000	min ....	max 6 500 000
	04.08.2015	Greenshoe:	max ....	-	-
Offer price:	10.00	Requested shares:	....	....	....
Bookbuilding range:	....-....	Allotted shares:	5 110 000	....	5 110 000
Minimum lot:	....	- of which greenshoe:	-	-	-
Placed stake:	100.0%	Capital raised (ML euro):	40.00	....	40.00
		- from newly issued shares:	40.00		
Blt alphabetical code:	....				
Bloomberg code:	....	Market and segment:	AIM Italia - Mercato Alternativo del Capitale		
Reuters code:	....	Sector:	...., ....		
Security:	GIGLIO GROUP		Total	of which Public	of which Institutionals
Offer period:	....	Offered shares:	max 3 500 000	min ....	max 3 500 000
	07.08.2015	Greenshoe:	max ....	-	-
Offer price:	1.90	Requested shares:	....	....	....
Bookbuilding range:	....-....	Allotted shares:	3 158 250	....	3 158 250
Minimum lot:	....	- of which greenshoe:	-	-	-
Placed stake:	22.9%	Capital raised (ML euro):	6.00	....	6.00
		- from newly issued shares:	6.00		
Blt alphabetical code:	....				
Bloomberg code:	....	Market and segment:	AIM Italia - Mercato Alternativo del Capitale		
Reuters code:	....	Sector:	...., ....		

Note: The column "Total" includes, in addition to public and institutional tranches, also prospective offers reserved to other investors (family & friends etc.). Allotted shares figure doesn't include overallotted shares until the greenshoe option is possibly exercised.

## RIGHT ISSUES

N°	MKT SEG.	SECURITIES	OPTION RIGHTS TRADING PERIOD		OFFER PRICE	OFFERED SHARES	ISSUE RATE	UNEXERCISED PREEMPTIVE RIGHTS (%)	ALLOTTED SHARES	CAPITAL RAISED (eur m)
			FROM	TO						
3	AIM-MAC	DIGITAL MAGICS ORD	11.05.2015	29.05.2015	4.95	1 008 183	3 :11 ord	3.6%	1 008 183	5.0
4	MTA -	BANCA MONTE PASCHI SIENA ORD	25.05.2015	12.06.2015	1.17	2 558 256 930	10:1 ord , 10:1 rights	0.4%	2 558 256 930	2 993.2
5	MTA -	AEDES ORD	08.06.2015	25.06.2015	0.46	86 956 536	8:1 ord , 8:1 rights	1.6%	86 956 536	40.0
6	MTA -	BANCA CARIGE ORD	08.06.2015	25.06.2015	1.17	726 216 456	7 ord:1 ord/rsp, 7:1 rights	0.2%	726 216 456	849.7
7	MTA -	I GRANDI VIAGGI ORD	15.06.2015	03.07.2015	0.46	43 270 330	10:1 ord, 10:1 rights	0.8%	43 270 330	20.0
8	MTA -	CALEFFI ORD	29.06.2015	17.07.2015	1.10	3 125 000	1:4ord , 1:4 rights	5.3%	3 125 000	3.4
9	MTA -	BIALETTI INDUSTRIE ORD	13.07.2015	30.07.2015	0.42	33 675 948	9:20 ord , 9:20 rights	4.7%	33 675 948	14.0

## SCRIP RIGHT ISSUES

N°	MKT SEG.	SECURITIES	EFFECTIVE DATE	NOMINAL VALUE		ISSUED SHARES	ISSUE RATE	VALUE (eur m)
				BEFORE	AFTER			
4	AIM-MAC	PRIMI SUI MOTORI	25.05.2015	-	-	1 520 786	1:1	1.5
5	AIM-MAC	FRENDY ENERGY	25.05.2015	-	-	7 937 104	1:5	2.0
6	MIV	MID INDUSTRY CAPITAL*	01.06.2015	-	-	262 698	1:15	-
7	MTA	INTEK GROUP RSP*	29.06.2015	-	-	3 479 875	1:111ord/rsp	-

(\*) Free attribution of treasury shares

## TOTAL MONEY RAISED (EUR M)

	NUMBER	SECURITIES		MONEY RAISED	SHARE-HOLDERS	INVESTORS			
		NEWLY ISSUED	SOLD			PUBLIC	EMPLOYEES	INSTIT. INVESTORS	OTHER
<b>a) YEAR 2015 - CAPITAL INCREASES</b>	<b>9</b>	<b>3 978.5</b>	<b>-</b>	<b>3 978.5</b>	<b>3 978.5</b>	<b>-</b>	<b>-</b>	<b>-</b>	<b>-</b>
MTA	8	3 973.5	-	3 973.5	3 973.5	-	-	-	-
- of which Star	-	-	-	-	-	-	-	-	-
MIV	-	-	-	-	-	-	-	-	-
AIM Italia - Mercato Alternativo del Capitale	1	5.0	-	5.0	5.0	-	-	-	-
<b>b) YEAR 2015 - OPVS TOTAL (Excluded Closed-end funds)</b>	<b>20</b>	<b>982.3</b>	<b>1 220.0</b>	<b>2 202.3</b>	<b>-</b>	<b>179.8</b>	<b>1.3</b>	<b>2 021.2</b>	<b>-</b>
MTA	6	550.53	1 189.91	1 740.44	-	173.35	0.76	1 566.34	-
- of which Star	4	193.83	225.70	419.53	-	51.87	0.76	366.91	-
MIV	1	300.00	-	300.00	-	-	-	300.00	-
AIM Italia - Mercato Alternativo del Capitale	13	131.78	30.10	161.89	-	6.50	0.50	154.89	-
<b>NEW LISTINGS</b>	<b>20</b>	<b>982.3</b>	<b>1 220.0</b>	<b>2 202.3</b>	<b>-</b>	<b>179.8</b>	<b>1.3</b>	<b>2 021.2</b>	<b>-</b>
MTA	6	550.53	1 189.91	1 740.44	-	173.35	0.76	1 566.34	-
- of which Star	4	193.83	225.70	419.53	-	51.87	0.76	366.91	-
MIV	1	300.00	-	300.00	-	-	-	300.00	-
AIM Italia - Mercato Alternativo del Capitale	13	131.78	30.10	161.89	-	6.50	0.50	154.89	-
<b>YEAR 2015 - MONEY RAISED (a+b)</b>	<b>29</b>	<b>4 960.8</b>	<b>1 220.0</b>	<b>6 180.8</b>	<b>3 978.5</b>	<b>179.8</b>	<b>1.3</b>	<b>2 021.2</b>	<b>-</b>

## TAKEOVER BIDS

N°	BIDDER	OFFER TYPE	TARGET SHARES	OFFER PERIOD		PRICE (eur)	SHARES		STAKE OWNED AFTER OFFER	TURNOVER (eur m)
				FROM	TO		REQUESTED	BOUGHT		
	CORPORACION AMERICA ITALIA S.R.L.	MANDATORY	AEROPORTO DI FIRENZE	29.04.2014	03.06.2014	13.380	6 016 989	1 407 712	48.98%	18.84
	CORPORACION AMERICA ITALIA S.R.L.	VOLUNTARY	SAT	29.04.2014	03.06.2014	14.220	7 159 198	2 597 164	53.73%	36.93
	VODAFONE GLOBAL ENTERPRISE LTD	VOLUNTARY	COBRA	07.07.2014	25.07.2014	1.490	97 061 271	94 471 802	97.33%	140.76
	B.F. HOLDING SPA	MANDATORY	BONIFICHE FERRARESI	10.07.2014	01.08.2014	30.500	2 228 900	1 061 117	79.24%	32.36
	WHIRLPOOL ITALIA HOLDINGS	MANDATORY	INDESIT COMPANY	03.11.2014	21.11.2014	11.000	34 244 635	31 301 180	87.78%	344.31
1	FGC FINANZIARIA SRL	VOLUNTARY	VIANINI LAVORI	08.06.2015	03.07.2015	6.800	11 393 881	5 276 197	90.01%	35.88
2	LEM SPA	MANDATORY	ALBA PRIVATE EQUITY	13.07.2015	31.07.2015	3.000	5 936 337	3 920 603	80.09%	11.76
3	VEI CAPITAL	VOLUNTARY	MID INDUTRY CAPITAL	13.07.2015	31.07.2015	5.570	4 090 495	3 177 200	80.30%	17.70

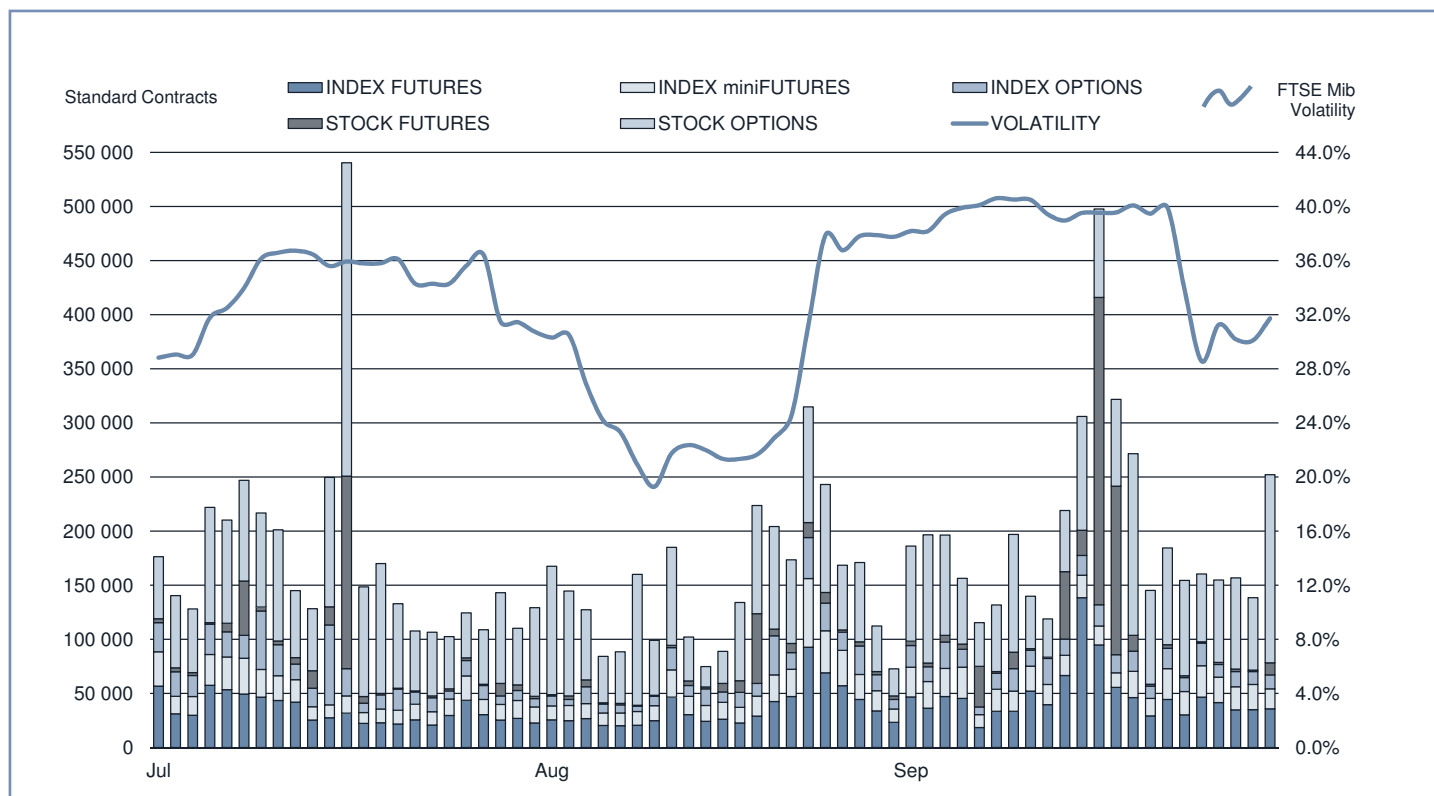
OPA Vianini Lavori offer period between 08.06.2015 - 03.07.2015; re-opening from 13.07.2015 to 20.07.2015.

The takeovers bid over shares of Pirelli & C. and World Duty Free are currently underway.

Notes: AAI Before unexercised preemptive right auction  
AEG Before greenshoe  
AIMMA AIM - Mercato Alternativo del Capitale

COMP Compendium  
MTAI MTA International  
ST Star Segment

## IDEM - DERIVATIVES TRADING



	DAYS	MONTH	TURNOVER (1)						DAILY AVERAGE		OPEN INTEREST (4) NUMBER OF CONTRACTS
			TOTAL			OTHER (2)	% TOT SHARES (3)	STANDARD CONTRACTS	TRADES NUMBER	TURNOVER eur m	
			STANDARD CONTRACTS	TRADES NUMBER	TURNOVER eur m						
INDEX FUTURES (5)	191	YEAR 2015	7 357 661	4 960 333	813 139.7	-	127.6%	38 522	25 970	4 257.3	61 824
	21	AUG 2015	753 337	555 761	84 592.1	-	131.2%	35 873	26 465	4 028.2	59 680
	22	SEP 2015	1 052 599	582 280	113 648.6	-	174.8%	47 845	26 467	5 165.8	61 824
INDEX MINIFUTURES (6)	191	YEAR 2015	3 722 879	2 725 891	82 238.6	-	12.9%	19 492	14 272	430.6	5 589
	21	AUG 2015	433 604	315 377	9 723.6	-	15.1%	20 648	15 018	463.0	10 547
	22	SEP 2015	476 643	342 712	10 263.3	-	15.8%	21 666	15 578	466.5	5 589
INDEX OPTIONS	191	YEAR 2015	3 322 056	492 453	182 904.7	3 335.5	28.7%	17 393	2 578	957.6	437 154
	21	AUG 2015	323 159	54 937	18 073.6	341.0	28.0%	15 389	2 616	860.6	430 509
	22	SEP 2015	357 690	60 147	19 177.5	369.9	29.5%	16 259	2 734	871.7	437 154
STOCK FUTURES (7)	191	YEAR 2015	2 628 457	6 647	9 702.8	-	1.7%	13 762	35	50.8	418 559
	21	AUG 2015	156 102	725	455.1	-	0.8%	7 433	35	21.7	486 960
	22	SEP 2015	640 129	823	2 352.8	-	3.9%	29 097	37	106.9	418 559
SINGLE STOCK DIVIDEND FUTURES	191	YEAR 2015	23 003	311	8.1	-	-	120	2	0.04	52 857
	21	AUG 2015	7 722	46	1.4	-	-	368	2	0.07	52 407
	22	SEP 2015	723	46	0.5	-	-	33	2	0.02	52 857
STOCK OPTIONS	191	YEAR 2015	16 500 301	448 730	53 106.1	2 395.3	8.8%	86 389	2 349	278.0	4 444 521
	21	AUG 2015	1 473 440	44 321	5 190.5	213.8	8.5%	70 164	2 111	247.2	4 850 056
	22	SEP 2015	1 873 995	45 755	6 238.9	277.8	10.0%	85 182	2 080	283.6	4 444 521
EQUITY DERIVATIVES TOTAL	191	YEAR 2015	33 554 357	8 634 365	1 141 100.0	5 730.9	179.1%	175 677	45 206	5 974.3	5 420 504
	21	AUG 2015	3 147 364	971 167	118 036.2	554.7	183.1%	149 874	46 246	5 620.8	5 890 159
	22	SEP 2015	4 401 779	1 031 763	151 681.6	647.8	233.3%	200 081	46 898	6 894.6	5 420 504
ELECTRICITY FUTURES	191	YEAR 2015	1 869	219	98.3	1 978 128	-	10	1	0.5	1 100
	21	AUG 2015	85	10	5.1	100 345	-	4	0	0.2	749
	22	SEP 2015	135	19	6.8	129 160	-	6	0.9	0.3	1 100
WHEAT FUTURE	191	YEAR 2015	492	120	8.0	24 600	-	3	1	0.04	262
	21	AUG 2015	36	7	0.6	1 800	-	2	0	0.03	216
	22	SEP 2015	46	8	0.7	2 300	-	2	0.4	0.03	262
IDEM TOTAL	191	YEAR 2015	33 556 718	8 634 704	1 141 206.3	-	-	175 690	45 208	5 974.9	5 421 866
	21	AUG 2015	3 147 485	971 184	118 041.9	-	-	149 880	46 247	5 621.0	5 891 124
	22	SEP 2015	4 401 960	1 031 790	151 689.1	-	-	200 089	46 900	6 895.0	5 421 866

(1) The notional turnover is computed as the product of contracts number, price and index multiplier for index futures; contracts number, price and size multiplier for stock futures; contracts number, strike prices and index multiplier for index options; contracts number, strike prices and sizes for stock options.

(2) Premium in euro million for options and equity derivatives total; traded MWh for electricity future, tons for wheat future.

(3) As percentage on shares turnover (total shares for Index derivatives and Idem total; shares with underlying listed on Borsa Italiana for stock futures and stock options).

(4) Open positions at the end of period. Net figures for futures, gross figures for options.

(5) Includes data for FTSE MIB Dividend Futures.

(6) Includes data for FTSE 100 miniFutures.

(7) Includes data for pan-european stock futures.

**Additional Information:**

This publication uses only electronic trading data (daily and after hours sessions); trades that are reported to Borsa Italiana under its rules but executed away from its electronic order books are not included.

Shares of foreign companies which are exclusively listed on Borsa Italiana and on no other European Exchange, are considered Domestic Companies, included in the Domestic Capitalization and in the Domestic Trading figures.

There were 22 trading days in September 2015 and 22 trading days in September 2014 on Borsa Italiana.

There were 191 trading days in the period January - September 2015 and 190 trading days in the period January - September 2014.

This document contains text, data, graphics, photographs, illustrations, artwork, names, logos, trade marks, service marks and information ("Information") connected with Borsa Italiana S.p.A. ("Borsa Italiana").

All reasonable efforts have been made to ensure that the Information in this document was correct at the time of publication. However, Borsa Italiana Spa accepts no liability for decisions taken, or systems-related or other work carried out by any party based on this document. The publication of this document does not represent solicitation, by Borsa Italiana, of public saving and is not to be considered as a recommendation by Borsa Italiana as to the suitability of the investment, if any, herein described.

© September 2015 Borsa Italiana S.p.A.. All rights reserved.

*Register on line if you want receive Monthly Update at your preferred address as soon as the new release is published.*

*<http://www.borsaitalia.it/bitApp/servlet/RegistrationController?target=frmBase&lang=en>*

*2nd October 2015 - 16:00*

Markets Analysis  
Piazza degli Affari, 6 - 20123 Milano  
T +39 02 724261 | Fax +39 02 8646.4323  
e-mail: [markets\\_analysis@borsaitaliana.it](mailto:markets_analysis@borsaitaliana.it)  
[www.borsaitaliana.it](http://www.borsaitaliana.it)



**London**  
Stock Exchange Group