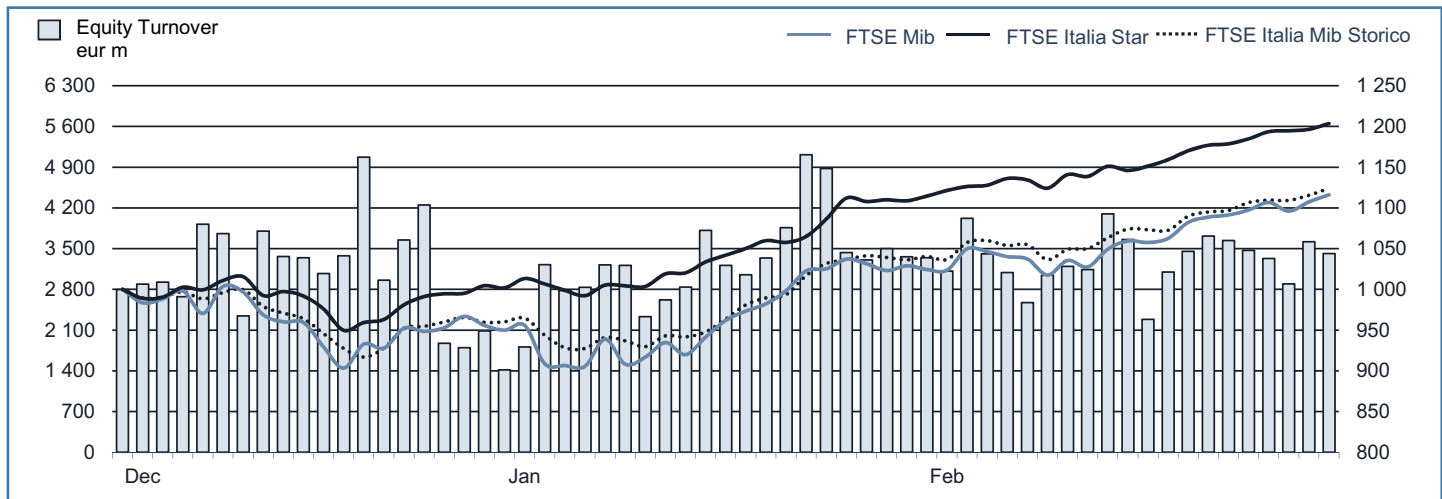




MONTHLY UPDATE

February 2015

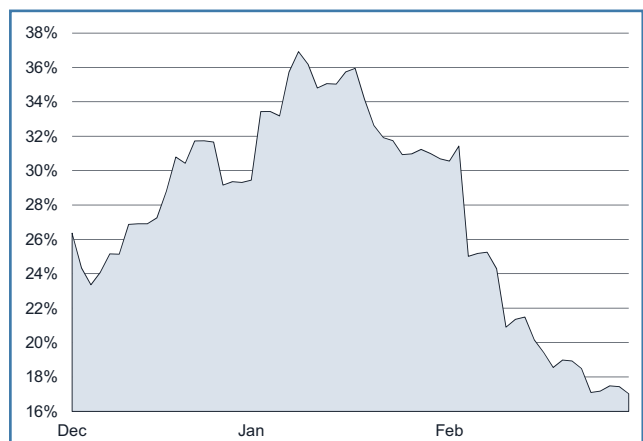
EQUITY DAILY TURNOVER AND MAIN INDICES (BASE = 1000 31.10.2014)



STOCK INDICES

| | 30 JAN 2015 | 27 FEB 2015 | Var. % MoM | Var. % 2014 end | Volatility Feb 2015 |
|---------------------------|-------------|-------------|---------------|--------------------|------------------------|
| FTSE Italia Mib Storico ▲ | 17 321 | 18 713 | 8.0% | 17.0% | 13.3% |
| FTSE Mib ▲ | 20 503 | 22 338 | 8.9% | 17.5% | 17.8% |
| FTSE Italia Star ▲ | 20 759 | 22 417 | 8.0% | 20.1% | 8.7% |

FTSE MIB VOLATILITY



TRADING - DAILY AVERAGE

| | (*) | JAN-FEB 2014 | | JAN-FEB 2015 | | FEB 2015 | |
|---------------------------|-----|------------------|-------------------|------------------|-------------------|------------------|-------------------|
| | | Trades Number | Turnover eur m | Trades Number | Turnover eur m | Trades Number | Turnover eur m |
| Shares ▲ | | 273 361 | 2 663.3 | 299 751 | 3 301.0 | 299 456 | 3 313.1 |
| Securitized Derivatives ▲ | | 8 296 | 97.4 | 12 354 | 120.7 | 11 935 | 127.3 |
| ETF Plus ▲ | | 12 966 | 313.1 | 20 926 | 406.0 | 21 646 | 403.4 |
| Fixed Income ▲ | | 21 314 | 1 399.9 | 23 452 | 1 509.9 | 22 424 | 1 431.7 |

(*) Indicators are related to turnover figures.

LISTING

| | 30 DEC 2014 | 30 JAN 2015 | 27 FEB 2015 |
|-------------------------------------|-------------|-------------|-------------|
| MTA Domestic | 239 | 238 | 237 |
| of which STAR | 65 | 65 | 66 |
| MTA Foreign | 4 | 4 | 4 |
| of which STAR | 1 | 1 | 1 |
| MIV (Investment Companies and SPAC) | 6 | 6 | 6 |
| MTA International | 36 | 36 | 36 |
| AIM Italia - MAC | 57 | 58 | 58 |
| Listed Companies Total | 342 | 342 | 341 |
| Warrant | 29 | 30 | 29 |
| MIV Closed End Funds | 25 | 25 | 25 |
| ETF | 673 | 664 | 679 |
| ETCIETN | 254 | 256 | 256 |
| OICR Open | - | - | 12 |
| ETF Plus Total | 927 | 920 | 947 |
| Securitized Derivatives | 4 172 | 4 982 | 5 056 |
| Convertibles Bonds | 14 | 14 | 14 |
| Mot - Government Bonds | 113 | 113 | 115 |
| Mot - Bonds | 456 | 444 | 352 |
| Mot - Eurobonds and ABSs | 538 | 549 | 554 |
| MOT Total | 1 107 | 1 106 | 1 021 |
| Extramot | 556 | 565 | 573 |
| Fixed Income Total | 1 663 | 1 671 | 1 594 |

MOST TRADED SHARES IN THE MONTH

| Shares | Mkt | Turnover eur m | % TOT |
|---------------------------|-----|-------------------|-------|
| Intesa Sanpaolo | MTA | 8 895.9 | 13.4% |
| Unicredit | MTA | 8 337.4 | 12.6% |
| Eni | MTA | 6 694.7 | 10.1% |
| Enel | MTA | 4 452.0 | 6.7% |
| Fiat Chrysler Automobiles | MTA | 3 914.2 | 5.9% |

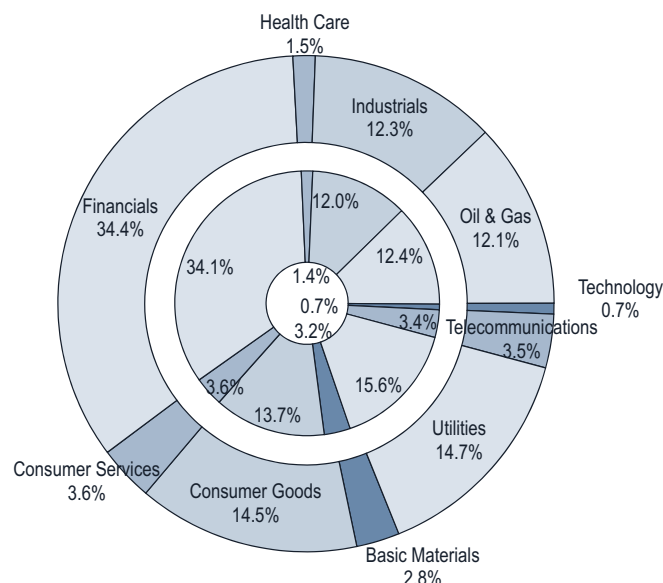
BEST PERFORMANCES IN THE MONTH

| Shares | Mkt | Var. % MoM | Var % 2014 end |
|--------------------------|-------|---------------|-------------------|
| Aedes | MTA | 144.3% | 137.0% |
| Mondo Tv | MTA | 54.8% | 87.0% |
| Ambienthesis | MTA | 52.4% | 44.9% |
| Banca Monte Paschi Siena | MTA | 51.6% | 30.0% |
| Bio On | AIMMA | 48.2% | 63.6% |

Performances are computed with no-rounded official prices.
Performance is not included for shares not listed at 2014 end or unlimited suspended at February 2015 end

CAPITALISATION

| Domestic Companies Capitalisation (eur m) | 30 DEC 2014 | 30 JAN 2015 | 27 FEB 2015 |
|---|----------------|----------------|----------------|
| MTA Capitalisation | 480 151 | 520 895 | 562 689 |
| of which STAR | 22 479 | 24 672 | 27 135 |
| MIV (Investment Companies e SPAC) | 236 | 245 | 273 |
| AIM Italia - MAC | 2 052 | 2 066 | 2 127 |
| Total | 482 438 | 523 205 | 565 090 |
| Capitalisation (% GDP) | | | |
| MTA | 29.8% | 32.1% | 34.7% |
| of which STAR | 1.4% | 1.5% | 1.7% |
| Total | 29.9% | 32.3% | 34.8% |
| Capitalisation (% Tot.) | | | |
| FTSE MIB Shares | 80.6% | 80.4% | 80.3% |

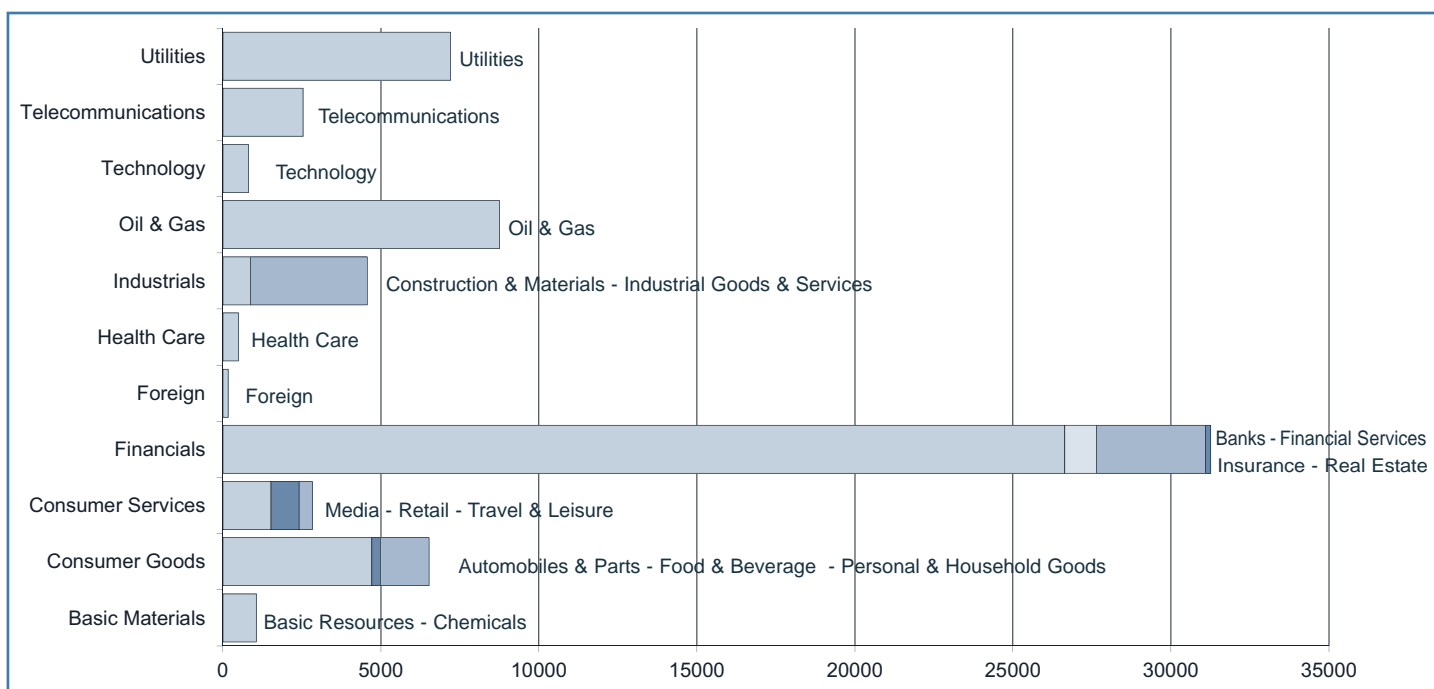


Note: internal chart: capitalisation on 30.12.2014;
external chart: capitalisation on 27.02.2015.

TRADING

| SHARES | JAN-FEB 2014 | | JAN-FEB 2015 | | FEB 2015 | | OTHER INSTRUMENTS | JAN-FEB 2014 | | JAN-FEB 2015 | | FEB 2015 | |
|-----------------------|-------------------|------------------|-------------------|------------------|------------------|-----------------|---------------------------|----------------|-----------------|----------------|-----------------|----------------|-----------------|
| | Trades Number | Turnover eur m | Trades Number | Turnover eur m | Trades Number | Turnover eur m | | Trades Number | Turnover eur m | Trades Number | Turnover eur m | Trades Number | Turnover eur m |
| MTA Domestic | 10 788 455 | 106 988.9 | 12 017 920 | 133 205.1 | 5 866 927 | 65 377.7 | SeDex | 348 428 | 4 091.1 | 506 516 | 4 950.4 | 238 695 | 2 546.5 |
| of which STAR | 890 563 | 3 442.5 | 888 989 | 3 298.4 | 473 781 | 1 872.6 | Warrant | 16 988 | 15.4 | 9 651 | 9.0 | 5 381 | 5.5 |
| MTA Foreign | 608 872 | 4 454.9 | 199 798 | 1 795.1 | 80 393 | 696.9 | MIV Closed End Funds | 14 604 | 59.3 | 11 932 | 38.7 | 6 515 | 22.6 |
| of which STAR | 8 668 | 60.3 | 16 393 | 137.3 | 7 707 | 60.3 | ETF | 414 419 | 11 812.0 | 518 664 | 13 352.2 | 242 212 | 6 318.8 |
| MIV Invest. Companies | 18 247 | 28.4 | 7 793 | 15.1 | 6 032 | 10.1 | ETC | 130 162 | 1 339.9 | 339 291 | 3 294.7 | 190 684 | 1 748.6 |
| MTA International | 44 778 | 323.7 | 36 487 | 257.1 | 18 306 | 131.5 | OICR Open | - | - | 16 | 0.03 | 16 | 0.03 |
| AIM Italia - MAC | 20 795 | 62.0 | 27 776 | 70.2 | 17 457 | 46.1 | ETF Plus | 544 581 | 13 151.9 | 857 971 | 16 646.9 | 432 912 | 8 067.5 |
| Total | 11 481 147 | 111 857.9 | 12 289 774 | 135 342.6 | 5 989 115 | 66 262.3 | Convertible Bonds | 4 020 | 69.9 | 1 942 | 24.5 | 960 | 12.8 |
| FTSE MIB Shares | | | | | | | Subscription rights | 6 778 | 1.6 | - | - | - | - |
| % Shares Total | 72.0% | 89.3% | 78.9% | 93.3% | 71.4% | 89.7% | Mot - Government Bonds | 663 640 | 54 039.6 | 672 612 | 56 427.1 | 304 394 | 25 890.2 |
| | | | | | | | Mot - Bonds | 131 692 | 2 185.2 | 101 294 | 1 644.2 | 56 358 | 953.2 |
| | | | | | | | Mot - Eurobonds and ABSs | 80 669 | 1 240.0 | 178 027 | 3 092.7 | 82 679 | 1 392.2 |
| | | | | | | | ExtraMOT | 19 198 | 1 331.9 | 9 584 | 743.3 | 5 058 | 398.6 |
| | | | | | | | Fixed Income Total | 895 199 | 58 796.7 | 961 517 | 61 907.3 | 448 489 | 28 634.2 |

INDUSTRY/SUPERSECTOR TURNOVER (eur m)



NEW LISTINGS

RECENT EVENTS

| ISSUER | MKT | SHARES | TRADING FIRST DAY | EVENT | 1st DAY CAPITALISATION (eur m) | SPONSOR (NOMAD for AIM Italia) |
|----------------------|-------|--------|-------------------|--|--------------------------------|--------------------------------|
| Bio On | AIMMA | O | 24.10.2014 | IPO | 81.24 | Envent |
| RAI Way | MTA | O | 19.11.2014 | IPO | 832.55 | Banca IMI |
| Modelleria Brambilla | AIMMA | O | 05.12.2014 | IPO | 10.93 | Integrae Sim |
| Axelero | AIMMA | O | 11.12.2014 | IPO | 74.64 | Banca Pop Vicenza |
| Giorgio Fedon | AIMMA | O | 18.12.2014 | Admission of instrument with existing free float | 13.00 | Banca Finnat Euramerica |
| Italian Wine Brands | AIMMA | O | 29.01.2015 | Admission of instrument with existing free float | 58.70 | Ubi Banca |
| Banzai | MTA | O | 16.02.2015 | IPO | 268.19 | Banca Akros |

NEWLY ADMITTED COMPANIES (THROUGH IPOs, SPOs AND INSTITUTIONAL PLACINGS)

| | | | | | | | |
|------------------------|-----------------------------|-----------------------------|-----|---|--------------|------------------------|--------------------------------|
| Security: | GO INTERNET | | | | Total | of which Public | of which Institutionals |
| Offer period: | 06.08.2014 | Offered shares: | max | 4 359 999 | min | 1 814 545 | max 2 545 454 |
| Offer price: | 2.75 | Greenshoe: | max | | | | - |
| Bookbuilding range: | 2.7500-4.0000 | Requested shares: | | | | | |
| Minimum lot: | 500 | Allotted shares: | | 1 828 500 | | 240 500 | 1 588 000 |
| Placed stake: | 30.5% | - of which greenshoe: | | - | | - | - |
| | | Capital raised (ML euro): | | 5.03 | | 0.66 | 4.37 |
| | | - from newly issued shares: | | 5.03 | | | |
| Blt alphabetical code: | | | | | | | |
| Bloomberg code: | | Market and segment: | | AIM Italia - Mercato Alternativo del Capitale | | | |
| Reuters code: | | Sector: | | | | | |
| Security: | TECNOINVESTIMENTI | | | | Total | of which Public | of which Institutionals |
| Offer period: | 06.08.2014 | Offered shares: | max | 10 700 000 | min | | max 10 700 000 |
| Offer price: | 3.40 | Greenshoe: | max | | | | - |
| Bookbuilding range: | | Requested shares: | | | | | |
| Minimum lot: | | Allotted shares: | | 6 700 000 | | | 6 700 000 |
| Placed stake: | 21.1% | - of which greenshoe: | | - | | - | - |
| | | Capital raised (ML euro): | | 22.78 | | | 22.78 |
| | | - from newly issued shares: | | 22.78 | | | |
| Blt alphabetical code: | | | | | | | |
| Bloomberg code: | | Market and segment: | | AIM Italia - Mercato Alternativo del Capitale | | | |
| Reuters code: | | Sector: | | | | | |
| Security: | BIO ON | | | | Total | of which Public | of which Institutionals |
| Offer period: | 24.10.2014 | Offered shares: | max | 1 375 000 | min | | max 1 375 000 |
| Offer price: | 5.00 | Greenshoe: | max | | | | - |
| Bookbuilding range: | | Requested shares: | | | | | |
| Minimum lot: | | Allotted shares: | | 1 375 000 | | | 1 375 000 |
| Placed stake: | 10.4% | - of which greenshoe: | | - | | - | - |
| | | Capital raised (ML euro): | | 6.88 | | | 6.88 |
| | | - from newly issued shares: | | 6.19 | | | |
| Blt alphabetical code: | | | | | | | |
| Bloomberg code: | | Market and segment: | | AIM Italia - Mercato Alternativo del Capitale | | | |
| Reuters code: | | Sector: | | | | | |
| Security: | RAI WAY | | | | Total | of which Public | of which Institutionals |
| Offer period: | 03.11.2014 13.11.2014 | Offered shares: | max | 83 000 000 | min | 4 150 000 | max 74 700 000 |
| Offer price: | 2.95 | Greenshoe: | max | 12 000 000 | | | - |
| Bookbuilding range: | | Requested shares: | | 173 733 020 | | 16 818 000 | 156 915 020 |
| Minimum lot: | 1 000 | Allotted shares: | | 95 000 000 | | 11 864 000 | 83 136 000 |
| Placed stake: | 34.9% | - of which greenshoe: | | 12 000 000 | | - | 12 000 000 |
| | | Capital raised (ML euro): | | 280.25 | | 35.00 | 245.25 |
| | | - from newly issued shares: | | - | | | - |
| Blt alphabetical code: | | | | | | | |
| Bloomberg code: | | Market and segment: | | MTA - | | | |
| Reuters code: | | Sector: | | | | | |
| Security: | MODELLERIA BRAMBILLA | | | | Total | of which Public | of which Institutionals |
| Offer period: | 05.12.2014 | Offered shares: | max | 600 000 | min | | max 600 000 |
| Offer price: | 2.50 | Greenshoe: | max | | | | - |
| Bookbuilding range: | | Requested shares: | | | | | |
| Minimum lot: | | Allotted shares: | | 600 000 | | | 600 000 |
| Placed stake: | 15.8% | - of which greenshoe: | | - | | - | - |
| | | Capital raised (ML euro): | | 1.50 | | | 1.50 |
| | | - from newly issued shares: | | 1.50 | | | |
| Blt alphabetical code: | | | | | | | |
| Bloomberg code: | | Market and segment: | | AIM Italia - Mercato Alternativo del Capitale | | | |
| Reuters code: | | Sector: | | | | | |
| Security: | AXELERO | | | | Total | of which Public | of which Institutionals |
| Offer period: | 11.12.2014 | Offered shares: | max | 4 500 000 | min | | max 4 500 000 |
| Offer price: | 5.50 | Greenshoe: | max | 300 000 | | | - |
| Bookbuilding range: | | Requested shares: | | | | | |
| Minimum lot: | | Allotted shares: | | 4 500 000 | | | 4 500 000 |
| Placed stake: | 33.1% | - of which greenshoe: | | - | | - | - |
| | | Capital raised (ML euro): | | 24.75 | | | 24.75 |
| | | - from newly issued shares: | | 19.80 | | | |
| Blt alphabetical code: | | | | | | | |
| Bloomberg code: | | Market and segment: | | AIM Italia - Mercato Alternativo del Capitale | | | |
| Reuters code: | | Sector: | | | | | |
| Security: | BANZAI | | | | Total | of which Public | of which Institutionals |
| Offer period: | 02.02.2015 11.02.2015 | Offered shares: | max | 16 000 000 | min | | max 16 000 000 |
| Offer price: | 6.75 | Greenshoe: | max | 1 200 000 | | | - |
| Bookbuilding range: | 6.7500-8.5000 | Requested shares: | | 13 400 000 | | | 13 400 000 |
| Minimum lot: | | Allotted shares: | | 8 000 000 | | | 8 000 000 |
| Placed stake: | 19.7% | - of which greenshoe: | | - | | - | - |
| | | Capital raised (ML euro): | | 54.00 | | | 54.00 |
| | | - from newly issued shares: | | 54.00 | | | |
| Blt alphabetical code: | | | | | | | |
| Bloomberg code: | | Market and segment: | | MTA - STAR | | | |
| Reuters code: | | Sector: | | | | | |

Note: The column "Total" includes, in addition to public and institutional tranches, also prospective offers reserved to other investors (family & friends etc.). Allotted shares figure doesn't include overallotted shares until the greenshoe option is possibly exercised.

RIGHT ISSUES

| N° | MKT SEG. | SECURITIES | OPTION RIGHTS TRADING PERIOD | | OFFER PRICE | OFFERED SHARES | ISSUE RATE | UNEXERCISED PREEMPTIVE RIGHTS (%) | ALLOTTED SHARES | CAPITAL RAISED (eur m) |
|----------|----------|-------------------------------------|------------------------------|------------|-------------|----------------|--------------------------|-----------------------------------|-----------------|------------------------|
| | | | FROM | TO | | | | | | |
| AIM-MAC | | VALORE ITALIA OCV | 18.08.2014 | 12.09.2014 | 1125.00 | 4 400 | 1ocv:23474 ord | 36.8% | 2 782 AAI | 3.1 |
| MTA/STAR | | IGD - IMM. GRANDE DISTRIBUZIONE ORD | 29.09.2014 | 17.10.2014 | 0.50 | 396 186 626 | 11:10 ord , 11:10 rights | 0.2% | 396 186 626 | 199.7 |
| MTA - | | BENI STABILI ORD | 29.09.2014 | 17.10.2014 | 0.42 | 353 122 982 | 1ord :8 rights | 0.6% | 353 122 982 | 149.7 |
| AIM-MAC | | FINTEL ENERGIA GROUP ORD | 13.10.2014 | 31.10.2014 | 3.13 | 1 594 249 | 1:15 ord , 1:15 rights | 93.3% | 1 594 249 | 5.0 |
| MTA - | | TREVI FINANZIARIA INDUSTRIALE ORD | 20.10.2014 | 06.11.2014 | 2.10 | 94 588 965 | 27:20 ord , 27:20 rights | 0.3% | 94 588 965 | 198.6 |
| AIM-MAC | | TE WIND ORD | 20.10.2014 | 18.11.2014 | 1.00 | 4 862 616 | 3ord:7rights | 93.7% | 305 175 AAI | 0.3 |
| MTA - | | CATTOLICA ASSICURAZIONI ORD | 10.11.2014 | 27.11.2014 | 4.25 | 117 500 880 | 21:10 ord , 21:10 rights | 0.5% | 117 500 880 | 499.4 |
| AIM-MAC | | VITA SOCIETA EDITORIALE ORD | 10.11.2014 | 27.11.2014 | 0.28 | 6 669 285 | 1:2 ord , 1:2 diritti | 64.6% | 2 361 522 AAI | 0.7 |
| AIM-MAC | | PRIMI SUI MOTORI ORD | 27.10.2014 | 04.12.2014 | 22.50 | 173 830 | 1:8 ord , 1:8 rights | 86.8% | 22 892 AAI | 0.5 |

SCRIP RIGHT ISSUES

| N° | MKT SEG. | SECURITIES | EFFECTIVE DATE | NOMINAL VALUE | | ISSUED SHARES | ISSUE RATE | VALUE (eur m) |
|-----------|----------|-----------------|----------------|---------------|--------|---------------|------------|---------------|
| | | | | BEFORE | AFTER | | | |
| MTA | | ANSALDO STS | 14.07.2014 | 0.5000 | 0.5000 | 20 000 000 | 1:9 | 10.0 |
| MTA | | BANCO SANTANDER | 14.07.2014 | 0.5000 | 0.5000 | 240 368 992 | 1:49 | 120.2 |
| MTA | | BANCO SANTANDER | 17.10.2014 | 0.5000 | 0.5000 | 260 610 676 | 1:46 | 130.3 |
| 1 MTA | | BANCO SANTANDER | 13.01.2015 | 0.5000 | 0.5000 | 313 591 065 | 1:44 | 156.8 |
| 2 AIM-MAC | | NEUROSOFT | 16.02.2015 | 0.3500 | 0.3500 | 584 594 | 1:135 | 0.2 |

TOTAL MONEY RAISED (EUR M)

| | NUMBER | SECURITIES | | MONEY RAISED | SHARE-HOLDERS | INVESTORS | | | | |
|--|----------|---------------|------|--------------|---------------|-----------|-----------|-------------------|-------|---|
| | | NEWLY ISSUED | SOLD | | | PUBLIC | EMPLOYEES | INSTIT. INVESTORS | OTHER | |
| a) YEAR 2015 - CAPITAL INCREASES | - | - | - | - | - | - | - | - | - | - |
| MTA | - | - | - | - | - | - | - | - | - | - |
| - of which Star | - | - | - | - | - | - | - | - | - | - |
| MIV | - | - | - | - | - | - | - | - | - | - |
| AIM Italia - Mercato Alternativo del Capitale | - | - | - | - | - | - | - | - | - | - |
| b) YEAR 2015 - OPVS TOTAL (Excluded Closed-end funds) | 1 | 54.0 | - | 54.0 | - | - | - | 54.0 | - | - |
| MTA | 1 | 54.00 | - | 54.00 | - | - | - | 54.00 | - | - |
| - of which Star | 1 | 54.00 | - | 54.00 | - | - | - | 54.00 | - | - |
| MIV | - | - | - | - | - | - | - | - | - | - |
| AIM Italia - Mercato Alternativo del Capitale | - | - | - | - | - | - | - | - | - | - |
| NEW LISTINGS | 2 | 108.00 | - | 108.0 | - | - | - | 108.00 | - | - |
| MTA | 1 | 54.00 | - | 54.00 | - | - | - | 54.00 | - | - |
| - of which Star | 1 | 54.00 | - | 54.00 | - | - | - | 54.00 | - | - |
| MIV | - | - | - | - | - | - | - | - | - | - |
| AIM Italia - Mercato Alternativo del Capitale | - | - | - | - | - | - | - | - | - | - |
| YEAR 2015 - MONEY RAISED (a+b) | 1 | 54.0 | - | 54.0 | - | - | - | 54.0 | - | - |

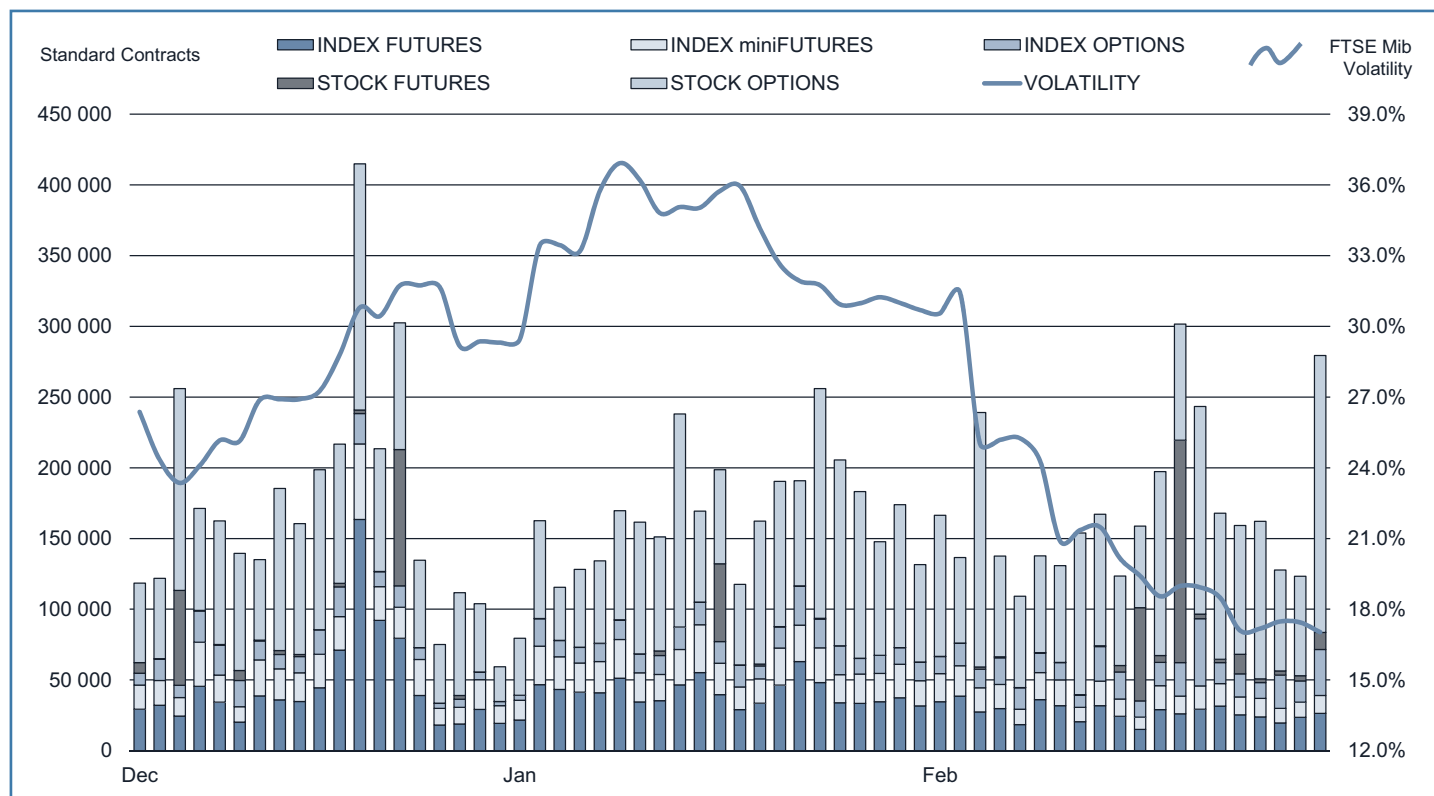
TAKEOVER BIDS

| N° | BIDDER | OFFER TYPE | TARGET SHARES | OFFER PERIOD | | PRICE (eur) | SHARES | | STAKE OWNED AFTER OFFER | TURNOVER (eur m) |
|----|-----------------------------------|------------|----------------------|--------------|------------|-------------|------------|------------|-------------------------|------------------|
| | | | | FROM | TO | | REQUESTED | BOUGHT | | |
| | HAWORTH ITALY HOLDING S.R.L. | MANDATORY | POLTRONA FRAU | 28.04.2014 | 23.05.2014 | 2.960 | 58 094 459 | 45 316 731 | 90.89% | 134.14 |
| | SVILUPPO IDRICO SRL | VOLUNTARY | ACQUE POTABILI | 14.04.2014 | 30.05.2014 | 1.200 | 13 785 355 | 9 431 746 | 87.91% | 11.32 |
| | CORPORACION AMERICA ITALIA S.R.L. | MANDATORY | AEROPORTO DI FIRENZE | 29.04.2014 | 03.06.2014 | 13.380 | 6 016 989 | 1 407 712 | 48.98% | 18.84 |
| | CORPORACION AMERICA ITALIA S.R.L. | VOLUNTARY | SAT | 29.04.2014 | 03.06.2014 | 14.220 | 7 159 198 | 2 597 164 | 53.73% | 36.93 |
| | VODAFONE GLOBAL ENTERPRISE LTD | VOLUNTARY | COBRA | 07.07.2014 | 25.07.2014 | 1.490 | 97 061 271 | 94 471 802 | 97.33% | 140.76 |
| | B.F. HOLDING SPA | MANDATORY | BONIFICHE FERRARESI | 10.07.2014 | 01.08.2014 | 30.500 | 2 228 900 | 1 061 117 | 79.24% | 32.36 |
| | WHIRLPOOL ITALIA HOLDINGS | MANDATORY | INDESIT COMPANY | 03.11.2014 | 21.11.2014 | 11.000 | 34 244 635 | 31 301 180 | 87.78% | 344.31 |

Notes: AAI Before unexercised preemptive right auction
AEG Before greenshoe
AIMMA AIM - Mercato Alternativo del Capitale

COMP Compendium
MTAI MTA International
ST Star Segment

IDEM - DERIVATIVES TRADING



| | DAYS | MONTH | TURNOVER (1) | | | | | | DAILY AVERAGE | | | OPEN INTEREST (4) NUMBER OF CONTRACTS |
|-------------------------------|------|-----------|--------------------|---------------|----------------|-----------|------------------|--------------------|---------------|----------------|-----------|--|
| | | | TOTAL | | | OTHER (2) | % TOT SHARES (3) | STANDARD CONTRACTS | TRADES NUMBER | TURNOVER eur m | | |
| | | | STANDARD CONTRACTS | TRADES NUMBER | TURNOVER eur m | | | | | | | |
| INDEX FUTURES (5) | 41 | YEAR 2015 | 1 391 780 | 1 089 201 | 139 637.3 | .. | 103.2% | 33 946 | 26 566 | 3 405.8 | 59 859 | |
| | 21 | JAN 2015 | 847 796 | 665 450 | 82 010.2 | .. | 118.7% | 40 371 | 31 688 | 3 905.2 | 51 886 | |
| | 20 | FEB 2015 | 543 984 | 423 751 | 57 627.0 | .. | 87.0% | 27 199 | 21 188 | 2 881.4 | 59 859 | |
| INDEX MINIFUTURES (6) | 41 | YEAR 2015 | 758 593 | 572 048 | 15 210.8 | .. | 11.2% | 18 502 | 13 952 | 371.0 | 7 045 | |
| | 21 | JAN 2015 | 465 858 | 354 827 | 9 010.7 | .. | 13.0% | 22 184 | 16 897 | 429.1 | 6 042 | |
| | 20 | FEB 2015 | 292 735 | 217 221 | 6 200.2 | .. | 9.4% | 14 637 | 10 861 | 310.0 | 7 045 | |
| INDEX OPTIONS | 41 | YEAR 2015 | 668 783 | 102 076 | 34 182.2 | 709.4 | 25.3% | 16 312 | 2 490 | 833.7 | 364 865 | |
| | 21 | JAN 2015 | 302 508 | 52 135 | 14 784.2 | 285.8 | 21.4% | 14 405 | 2 483 | 704.0 | 301 985 | |
| | 20 | FEB 2015 | 366 275 | 49 941 | 19 397.9 | 423.6 | 29.3% | 18 314 | 2 497 | 969.9 | 364 865 | |
| STOCK FUTURES (7) | 41 | YEAR 2015 | 339 585 | 1 004 | 1 015.2 | .. | 0.2% | 8 283 | 24 | 24.8 | 321 631 | |
| | 21 | JAN 2015 | 61 878 | 436 | 209.9 | .. | 0.3% | 2 947 | 21 | 10.0 | 70 290 | |
| | 20 | FEB 2015 | 277 707 | 568 | 805.3 | .. | 1.4% | 13 885 | 28 | 40.3 | 321 631 | |
| SINGLE STOCK DIVIDEND FUTURES | 41 | YEAR 2015 | 4 152 | 89 | 2.1 | .. | .. | 101 | 2 | 0.1 | 41 001 | |
| | 21 | JAN 2015 | 2 975 | 54 | 1.2 | .. | .. | 142 | 3 | 0.06 | 41 081 | |
| | 20 | FEB 2015 | 1 177 | 35 | 0.9 | .. | .. | 59 | 2 | 0.04 | 41 001 | |
| STOCK OPTIONS | 41 | YEAR 2015 | 3 731 318 | 101 972 | 10 929.3 | 547.6 | 1.6% | 91 008 | 2 487 | 266.6 | 4 429 190 | |
| | 21 | JAN 2015 | 1 788 802 | 51 660 | 5 219.6 | 276.3 | 7.8% | 85 181 | 2 460 | 248.6 | 3 731 867 | |
| | 20 | FEB 2015 | 1 942 516 | 50 312 | 5 709.7 | 271.4 | 9.1% | 97 126 | 2 516 | 285.5 | 4 429 190 | |
| EQUITY DERIVATIVES TOTAL | 41 | YEAR 2015 | 6 894 211 | 1 866 390 | 200 976.7 | 1 257.0 | 148.5% | 168 151 | 45 522 | 4 901.9 | 5 223 591 | |
| | 21 | JAN 2015 | 3 469 817 | 1 124 562 | 111 235.7 | 562.0 | 161.0% | 165 229 | 53 551 | 5 296.9 | 4 203 151 | |
| | 20 | FEB 2015 | 3 424 394 | 741 828 | 89 741.0 | 695.0 | 135.4% | 171 220 | 37 091 | 4 487.0 | 5 223 591 | |
| ELECTRICITY FUTURES | 41 | YEAR 2015 | 708 | 90 | 37.5 | 759 762 | .. | 17 | 2 | 0.9 | 1 394 | |
| | 21 | JAN 2015 | 332 | 39 | 17.1 | 355 038 | .. | 16 | 2 | 0.8 | 1 520 | |
| | 20 | FEB 2015 | 376 | 51 | 20.4 | 404 724 | .. | 19 | 3 | 1.0 | 1 394 | |
| WHEAT FUTURE | 41 | YEAR 2015 | 201 | 40 | 3.4 | 10 050 | .. | 5 | 1 | 0.1 | 170 | |
| | 21 | JAN 2015 | 127 | 22 | 2 | 6 350 | .. | 6 | 1 | 0.1 | 132 | |
| | 20 | FEB 2015 | 74 | 18 | 1 | 3 700 | .. | 4 | 0.9 | 0.1 | 170 | |
| IDEM TOTAL | 41 | YEAR 2015 | 6 895 120 | 1 866 520 | 201 017.6 | .. | .. | 168 174 | 45 525 | 4 902.9 | 5 225 155 | |
| | 21 | JAN 2015 | 3 470 276 | 1 124 623 | 111 255.1 | .. | .. | 165 251 | 53 553 | 5 297.9 | 4 204 803 | |
| | 20 | FEB 2015 | 3 424 844 | 741 897 | 89 762.6 | .. | .. | 171 242 | 37 095 | 4 488.1 | 5 225 155 | |

(1) The notional turnover is computed as the product of contracts number, price and index multiplier for index futures; contracts number, price and size multiplier for stock futures; contracts number, strike prices and index multiplier for index options; contracts number, strike prices and sizes for stock options.

(2) Premium in euro million for options and equity derivatives total; traded MWh for electricity future, tons for wheat future.

(3) As percentage on shares turnover (total shares for Index derivatives and Idem total; shares with underlying listed on Borsa Italiana for stock futures and stock options).

(4) Open positions at the end of period. Net figures for futures, gross figures for options.

(5) Includes data for FTSE MIB Dividend Futures.

(6) Includes data for FTSE 100 miniFutures.

(7) Includes data for pan-european stock futures.

Additional Information:

This publication uses only electronic trading data (daily and after hours sessions); trades that are reported to Borsa Italiana under its rules but executed away from its electronic order books are not included.

Shares of foreign companies which are exclusively listed on Borsa Italiana and on no other European Exchange, are considered Domestic Companies, included in the Domestic Capitalization and in the Domestic Trading figures.

There were 20 trading days in February 2015 and 20 trading days in February 2014 on Borsa Italiana.

There were 41 trading days in the period January - February 2015 and 42 trading days in the period January - February 2014.

This document contains text, data, graphics, photographs, illustrations, artwork, names, logos, trade marks, service marks and information ("Information") connected with Borsa Italiana S.p.A. ("Borsa Italiana").

All reasonable efforts have been made to ensure that the Information in this document was correct at the time of publication. However, Borsa Italiana Spa accepts no liability for decisions taken, or systems-related or other work carried out by any party based on this document. The publication of this document does not represent solicitation, by Borsa Italiana, of public saving and is not to be considered as a recommendation by Borsa Italiana as to the suitability of the investment, if any, herein described.

© February 2015 Borsa Italiana S.p.A. . All rights reserved.

Register on line if you want receive Monthly Update at your preferred address as soon as the new release is published.
<http://www.borsaitalia.it/bitApp/servlet/RegistrationController?target=frmBase&lang=en>

4th March 2015 - 17:00

Markets Analysis
Piazza degli Affari, 6 - 20123 Milano
T +39 02 724261 | Fax +39 02 8646.4323
e-mail: markets_analysis@borsaitaliana.it
www.borsaitaliana.it



London
Stock Exchange Group