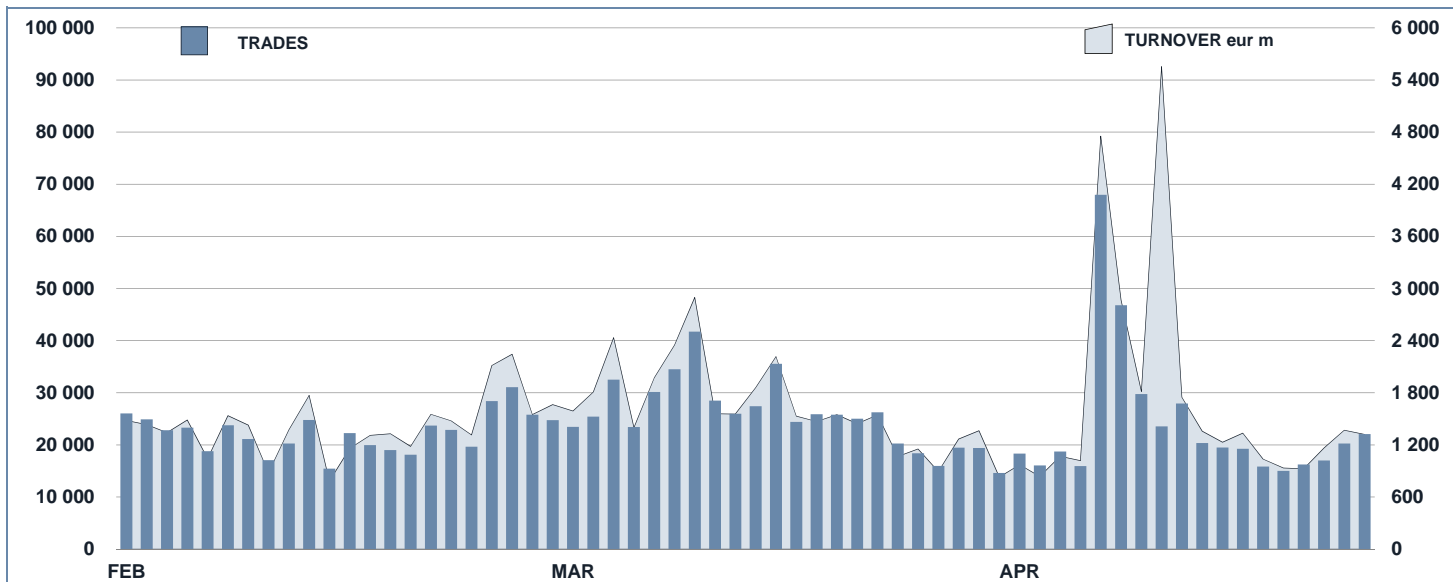




MOT Statistics

April 2015

MOT DAILY TURNOVER

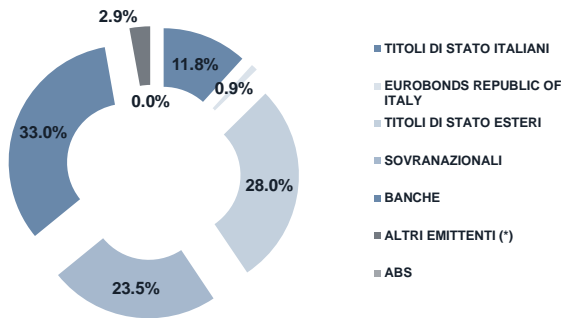


MAIN INDICATORS

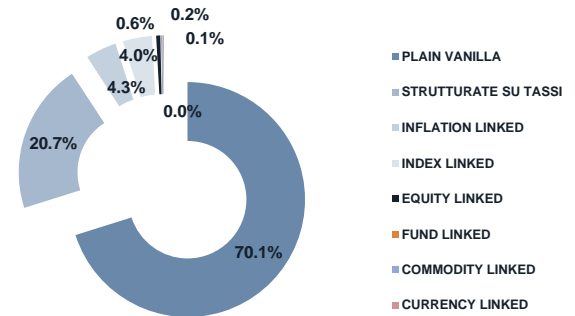
	LISTED BOND					TRADING						
	DEC 2014		MARCH 2015		APRIL 2015		MARCH 2015		APRIL 2015		JAN - APR 2015	
	LISTED	LISTED	NEW LISTED	LISTED	NEW LISTED	TRADES	TURNOVER	TRADES	TURNOVER	TRADES	TURNOVER	
	END of MONTH	END of MONTH	BEGIN of JAN 2015	END of MONTH	BEGIN of JAN 2015	number	eur m	number	eur m	number	eur m	
<b>MARKET SEGMENTS</b>												
ITALIAN GOVERNMENT BONDS	113	117	12	119	18	430 338	33 935.4	352 361	31 564.5	1 455 311	121 927.0	
BONDS	456	336	8	331	9	64 567	1 224.8	41 809	733.2	207 670	3 602.2	
EUROBONDS and ABSs	538	555	34	562	50	85 742	1 607.3	70 514	1 204.2	334 283	5 904.3	
<i>of which BONDS IN DISTRIBUTION</i>	-	-	4	-	5	-	-	600	24.6	6 303	224.6	
<b>TOTAL</b>	<b>1 107</b>	<b>1 008</b>	<b>54</b>	<b>1 012</b>	<b>77</b>	<b>580 647</b>	<b>36 767.5</b>	<b>464 684</b>	<b>33 502.0</b>	<b>1 997 264</b>	<b>131 433.5</b>	
<b>ISSUERS</b>												
ITALIAN GOVERNMENT BONDS	113	117	12	119	18	430 338	33 935.4	352 361	31 564.5	1 455 311	121 927.0	
EUROBONDS REPUBLIC OF ITALY	10	9	1	9	1	4 284	109.7	3 477	76.0	15 924	354.2	
FOREIGN PUBLIC DEBT	273	284	17	283	19	31 896	621.9	25 827	408.6	127 712	2 164.4	
SUPRANATIONAL ENTITIES	228	230	11	238	22	30 381	583.5	27 637	515.4	117 275	2 250.1	
BANKS	457	339	6	334	9	60 843	1 043.7	39 179	606.6	205 228	3 282.1	
CORPORATE (*)	26	29	7	29	8	22 905	473.3	16 203	330.9	75 814	1 455.6	
ABS	-	-	-	-	-	-	-	-	-	-	-	
<b>TOTAL</b>	<b>1 107</b>	<b>1 008</b>	<b>54</b>	<b>1 012</b>	<b>77</b>	<b>580 647</b>	<b>36 767.5</b>	<b>464 684</b>	<b>33 502.0</b>	<b>1 997 264</b>	<b>131 433.5</b>	
(*) BOC and BOP are included												
<b>TYPE OF STRUCTURE</b>												
PLAIN VANILLA	713	623	40	626	56	107 545	2 123.5	77 216	1 379.4	392 359	7 380.7	
STRUCTURED INTEREST RATE	193	185	2	185	3	40 207	665.3	33 461	532.3	139 893	1 941.9	
INFLATION LINKED	42	38	-	38	-	1 184	25.2	740	13.0	4 371	110.8	
INDEX LINKED	38	37	-	36	-	1 279	17.0	838	12.0	4 944	68.6	
EQUITY LINKED	5	5	-	5	-	35	0.5	47	0.5	152	1.9	
FUND LINKED	-	-	-	-	-	-	-	-	-	-	-	
COMMODITY LINKED	2	2	-	2	-	8	0.1	2	0.0	14	0.1	
CURRENCY LINKED	1	1	-	1	-	51	0.6	19	0.2	220	2.4	
ITALIAN GOVERNMENT BONDS	113	117	12	119	18	430 338	33 935.4	352 361	31 564.5	1 455 311	121 927.0	
<b>TOTAL</b>	<b>1 107</b>	<b>1 008</b>	<b>54</b>	<b>1 012</b>	<b>77</b>	<b>580 647</b>	<b>36 767.5</b>	<b>464 684</b>	<b>33 502.0</b>	<b>1 997 264</b>	<b>131 433.5</b>	

## FOCUS ON LISTED BONDS - END OF MONTH

## LISTED BY ISSUERS



## LISTED BY TYPE OF STRUCTURE



Italian Government Bonds are not included

## ISSUERS - MOST TRADED BONDS IN TERMS OF TURNOVER

ITALIAN GOVERNMENT BONDS - APRIL 2015				FOREIGN PUBLIC DEBT - APRIL 2015			
ISIN	DESC	eur m	TRADES	ISIN	DESC	eur m	TRADES
IT0005105835	BTP ITALIA AP23 EUR	5 378.91	75 374	PTOTE5OE0007	R PORTOGHESE TF 4.1% AP37 EUR	99.05	3 608
IT0005105843	BTP ITALIA AP23 EUR	4 599.77	6 693	GR0114028534	GGB TF 4,75% AP19 EUR	20.05	2 553
IT0003934657	BTP-1FB37 4%	1 886.20	35 191	PTOTEBOE0020	R PORTOGHESE TF 4,1% FB45 EUR	19.22	532
IT0005083057	BTP TF 3,25% ST46 EUR	1 725.35	27 991	DE0001102317	BUND TF 1,5% MG23 EUR	12.67	99
IT0005094088	BTP TF 1,65% MZ32 EUR	1 593.51	32 194	XS1085735899	R PORTOGHESE TF 5,125% OT24 USD	11.61	836

EUROBONDS REPUBLIC OF ITALY - APRIL 2015				SUPRANATIONAL ENTITIES - APRIL 2015			
ISIN	DESC	eur m	TRADES	ISIN	DESC	eur m	TRADES
US465410BG26	ITALY 33USD 5,375	29.50	1 678	XS0648456167	BEI LG18 TRY 9,25	38.24	2 491
XS0098449456	ITALY 29EUR FRN	20.99	678	XS1139474206	BEI TF 8% AP20 TRY	26.81	1 666
US465410AH18	ITALY SET23USD 6,875	16.93	732	XS0848049838	BEI TF 6% OT19 ZAR	24.37	1 573
XS0100688190	ITALY 19EUR FRN	6.87	358	XS0995130712	BEI TF 8,5% LG19 TRY	24.37	1 358
XS0133144898	ITALY 16EUR 5,75	0.65	21	XS0877809375	BEI TF 5,75% AP18 TRY	23.81	1 388

BANKS - APRIL 2015				CORPORATE - APRIL 2015			
ISIN	DESC	eur m	TRADES	ISIN	DESC	eur m	TRADES
IT0005056483	MEDIOBANCA TF 3% OT19 USD	32.53	1 172	IT0005090995	CASSADDP MC MZ22 EUR	153.82	5 488
IT0004917842	MEDIOBANCA TF 5,75% AP23 LT2 EUR	17.35	1 003	XS1218967377	BNP ARBITR T MISTO AP23 USD	38.24	1 123
IT0004966823	BANCO POP TF 5,50% NV20 LT2 AMORT EUR	17.32	1 038	XS1042118106	GENERAL ELEC TF 2,5% MZ20 USD	22.95	1 461
IT0004842370	UBI TF 6% OT19 LT2 AMORT EUR	16.48	874	IT0005075533	ALERION CLEAN POWER TF 2015-2022 EUR	15.22	957
IT0004966229	BANCA IMI COLLEZIONE OPP TMISTO OT20 USD	16.46	951	IT0005074577	INTEK TF 2015-2020 EUR	15.00	1 113

## TYPE OF STRUCTURE - MOST TRADED BONDS IN TERMS OF TURNOVER

PLAIN VANILLA - APRIL 2015				STRUCTURED INTEREST RATE - APRIL 2015			
ISIN	DESC	eur m	TRADES	ISIN	DESC	eur m	TRADES
IT0003934657	BTP-1FB37 4%	1 886.20	35 191	IT0005090995	CASSADDP MC MZ22 EUR	153.82	5 488
IT0005083057	BTP TF 3,25% ST46 EUR	1 725.35	27 991	XS1218967377	BNP ARBITR T MISTO AP23 USD	38.24	1 123
IT0005094088	BTP TF 1,65% MZ32 EUR	1 593.51	32 194	XS0098449456	ITALY 29EUR FRN	20.99	678
IT0005090318	BTP TF 1,50% GN25 EUR	920.89	6 276	IT0004966229	BANCA IMI COLLEZIONE OPP TMISTO OT20 USD	16.46	951
IT0005104473	CCT-EU TV EUR6M+0,55% GN22 EUR	778.42	3 583	IT0004611932	BIMI TV CON TASSO MINIMO GIUGNO 2017	15.77	650

INFLATION LINKED - APRIL 2015				INDEX LINKED - APRIL 2015			
ISIN	DESC	eur m	TRADES	ISIN	DESC	eur m	TRADES
IT0005105835	BTP ITALIA AP23 EUR	5 378.91	75 374	NL0009629062	RBS NV15 OBBLIGAZIONE CINA	2.76	54
IT0005105843	BTP ITALIA AP23 EUR	4 599.77	6 693	IT0004464407	MEDIOBANCA TF 3,5 6/2015 PLUS BP III COL	0.98	86
IT0005012783	BTP ITALIA AP20 EUR	1 142.05	12 531	IT0005013054	MEDIOBANCA MB37 MC IND LINK MG21 EUR	0.71	75
IT0005058919	BTP ITALIA OT20 EUR	877.34	10 125	IT0006699505	CREDIT SUISSE AG15 TF PLUS BANCOPOSTA4	0.71	84
IT0004863608	BTP ITALIA OT16 EUR	625.43	8 007	IT0004452386	MEDIOB 15 PLUS BP II	0.68	43

EQUITY LINKED - APRIL 2015				OTHERS (*) - APRIL 2015			
ISIN	DESC	eur m	TRADES	ISIN	DESC	eur m	TRADES
IT0006707803	BARCLAYS OT15 EUR 6Y EQUITY BONUS	0.20	10	XS0557128328	BOFA DC15 EUR/USD RANGE ACCRUAL NOTES	0.18	19
IT0006719584	MACQUARIE STR SEC AP17 STEP UP ENERGY	0.16	29	IT0006720129	BARCLAYS SCUDO LG16 TV EUR COMMODLINKED	0.03	1
DE000UB8DSR5	UBS LG17 MC EUR EQUITY LINKED AUTOCALL	0.13	8	XS0638296920	BOFA GN18 MC INVEST BOND ORO	0.01	1

(\*) Fund Linked, Commodity Linked and Currency Linked are included

## News

In April, 5 Italian Government bonds and the following instruments were listed on MOT market:

EBRD BRL 9.00 per cent. Notes due 30 September 2016 (payable in USD)(XS0975105395)  
 EIB BRL 10.50 per cent. Bonds due 21st December, 2017 (payable in EUR)(XS1014703851)  
 KFW BRL 9.50 per cent. Notes due December 15, 2016 (payable in EUR)(XS0973219065)  
 Obbligazione tasso misto in Dollari USA 27 Aprile 2023 (XS1218967377)  
 KFW TRY 5.75 per cent. Notes due March 22, 2018(XS0907335599)  
 EBRD TRY 5.25 per cent. Notes due 28 February 2017(XS0894522795)  
 EIB NOK 3.00 per cent. Bonds due 22nd May, 2019(XS0824094089)  
 EIB EUR 1.75 per cent. Eurocooperation (Ecoop) Bonds due 15th September, 2045(XS1107247725)  
 EIB USD 1.250 Notes due 2018(US298785GU41)  
 IBRD USD 2.125 per cent. Notes due March 3rd, 2025(US45905URL07)  
 OAT 0% due on 25th May 2020(FR0012557957)  
 OAT 0% due on 25th February 2018(FR0012634558)  
 EIB TRY 8.50 per cent. Climate Awareness Bonds due 27th March, 2019(XS1198278175)  
 EIB TRY 10.50 per cent. Bonds due 12th March, 2019(XS0484854483)  
 EIB TRY 7.625 per cent. Bonds due 28th October, 2016(XS0960889060)  
 EIB ZAR 8.125 per cent. Bonds due 21st December, 2026(XS1167524922)  
 BIM TF 1,50% LG15 EUR

## Markets Analysis

Piazza degli Affari, 6 - 20123 Milano  
 T +39 02 724261 | Fax +39 02 8646.4323  
 e-mail: markets\_analysis@borsaitaliana.it  
 www.borsaitaliana.it

This document contains text, data, graphics, photographs, illustrations, artwork, names, logos, trade marks, service marks and information ("Information") connected with Borsa Italiana S.p.A. ("Borsa Italiana").

All reasonable efforts have been made to ensure that the Information in this document was correct at the time of publication. However, Borsa Italiana Spa accepts no liability for decisions taken, or systems-related or other work carried out by any party based on this document. The publication of this document does not represent solicitation, by Borsa Italiana, of public saving and is not to be considered as a recommendation by Borsa Italiana as to the suitability of the investment, if any, herein described.