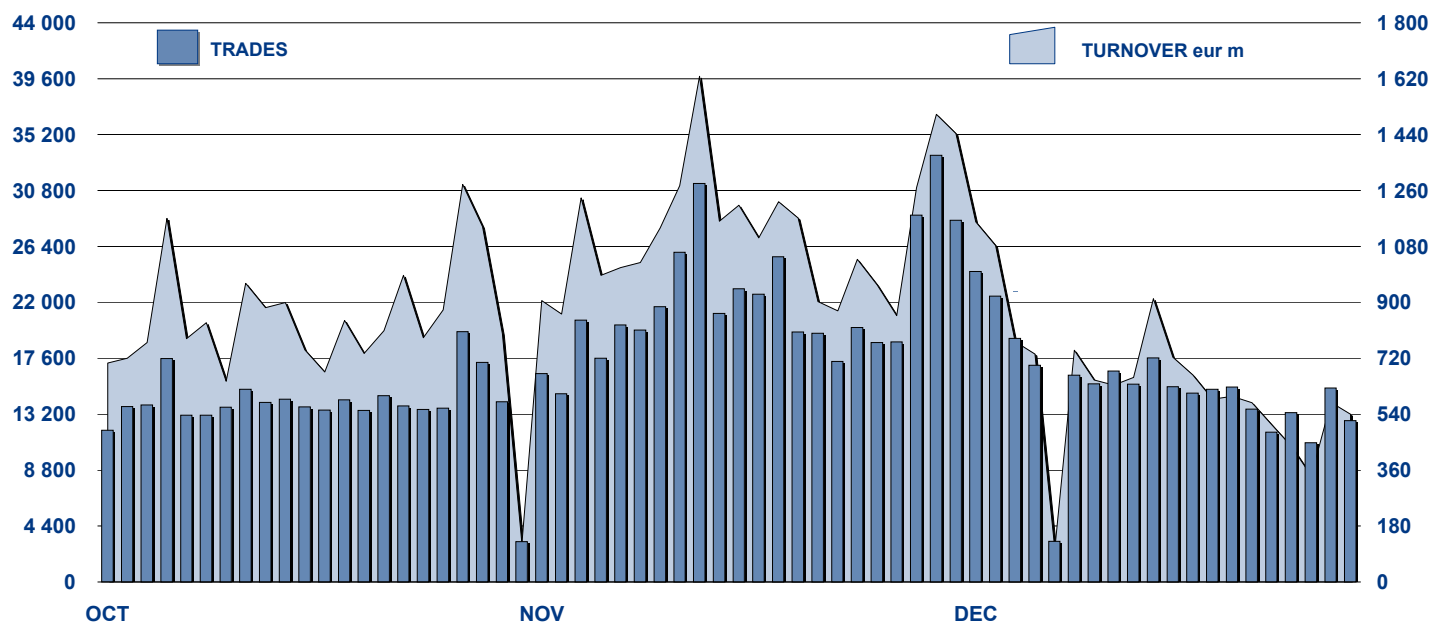


MOT DAILY TURNOVER



MAIN INDICATORS

LISTED BOND

TRADING

	DEC 2009		NOVEMBER 2010		DECEMBER 2010		NOVEMBER 2010		DECEMBER 2010		JAN - DEC 2010	
	LISTED END OF MONTH	LISTED END OF MONTH	NEW LISTED BEGIN OF JAN 2010	LISTED END OF MONTH	NEW LISTED BEGIN OF JAN 2010	TRADES number	TURNOVER eur m	TRADES number	TURNOVER eur m	TRADES number	TURNOVER eur m	
MARKET SEGMENTS												
ITALIAN GOVERNMENT BONDS	91	97	42	98	46	333 000	20 725.9	242 529	12 715.3	2 596 696	201 986.1	
BONDS	289	355	94	355	101	109 709	2 152.7	76 028	1 226.2	1 028 232	19 108.3	
EUROBONDS and ABSs	227	267	70	270	75	18 054	600.2	16 300	511.4	212 731	6 812.3	
TOTAL	607	719	206	723	222	460 763	23 478.9	334 857	14 452.9	3 837 659	227 906.6	
ISSUERS												
ITALIAN GOVERNMENT BONDS	91	97	42	98	46	333 000	20 725.9	242 529	12 715.3	2 596 696	201 986.1	
EUROBONDS REPUBLIC OF ITALY	14	17	3	17	3	2 670	63.1	2 256	44.5	31 344	801.7	
FOREIGN PUBLIC DEBT	135	150	34	149	34	11 049	369.4	8 141	272.1	136 236	3 906.2	
SUPRANATIONAL ENTITIES	107	121	25	124	29	9 539	228.0	8 812	202.5	124 009	3 099.0	
BANKS	243	318	100	319	108	91 589	1 922.6	61 656	1 078.2	803 126	15 914.7	
CORPORATE (*)	14	14	2	14	2	12 890	168.9	11 428	139.4	145 699	2 186.8	
ABS	3	2	-	2	-	26	0.9	35	0.9	549	12.1	
TOTAL	607	719	206	723	222	460 763	23 478.9	334 857	14 452.9	3 837 659	227 906.6	

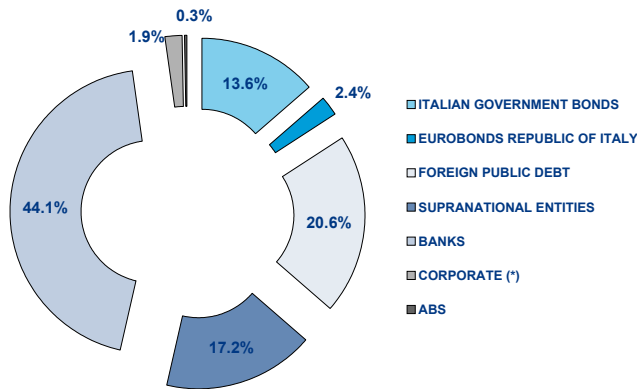
(*) BOC and BOP are included

TYPE OF STRUCTURE

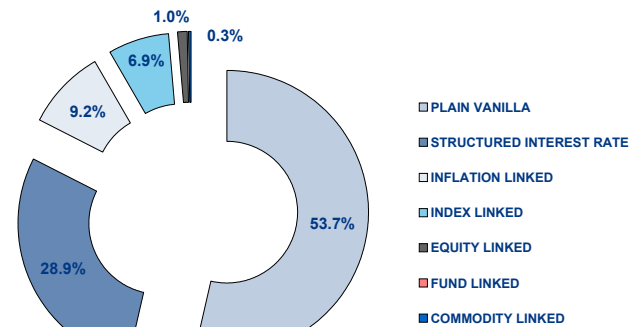
PLAIN VANILLA	295	336	89	334	94	74 587	1 885.6	49 629	1 004.6	597 813	13 982
STRUCTURED INTEREST RATE	119	175	52	180	57	31 791	493.5	23 839	408.8	405 799	7 670
INFLATION LINKED	49	57	13	57	13	9 426	192.4	6 415	115.8	112 567	2 376
INDEX LINKED	46	43	5	43	7	10 590	159.4	10 994	185.1	112 443	1 699
EQUITY LINKED	3	6	3	6	3	1 129	18.0	1 260	19.6	9 768	154
FUND LINKED	-	-	-	-	-	-	-	-	-	-	-
COMMODITY LINKED	2	2	-	2	-	235	3.4	188	3.7	2 325	33
CURRENCY LINKED	2	3	2	3	2	5	0.5	3	0.1	248	7
ITALIAN GOVERNMENT BONDS	91	97	42	98	46	333 000	20 725.9	242 529	12 715.3	2 596 696	201 986
TOTAL	607	719	206	723	222	460 763	23 478.9	334 857	14 452.9	3 837 659	227 906.6

FOCUS ON LISTED BONDS - END OF MONTH

LISTED BY ISSUERS



LISTED BY TYPE OF STRUCTURE



Italian Government Bonds are not included

ISSUERS - MOST TRADED BONDS IN TERMS OF TURNOVER

ITALIAN GOVERNMENT BONDS - December 2010				FOREIGN PUBLIC DEBT - December 2010			
ISIN	DESC	eur m	TRADES	ISIN	DESC	eur m	TRADES
IT0004594930	B.T.P. 1/3/2010 - 1/9/2020 TF 4% EUR	719.23	13 749	DE0001135416	BUND 10/20 TF 2.25% EUR	33.47	609
IT0004656275	B.T.P. 01/11/2010-01/11/2015 TF 3% EUR	639.33	9 750	DE0001135408	BUND 10/20 TF 3% EUR	23.48	527
IT0003934657	B.T.P. 05/37 TF 4.00% EUR	632.34	19 504	DE0001141588	BOBL 10/15 TF 1.75 EUR	9.73	152
IT0004634132	BTP 10/21 TF 3,75% EUR	609.48	9 495	DE0001137321	SCHATZ 10/12 TF 1% EUR	8.33	65
IT0004620305	C.C.T. EU 15/06/2010-15/12/2015 TV EUR	560.83	9 825	DE0001137289	SCHATZ 09/11 TF 1.25% EUR	7.59	100
EUROBONDS REPUBLIC OF ITALY - December 2010				SUPRANATIONAL ENTITIES - December 2010			
ISIN	DESC	eur m	TRADES	ISIN	DESC	eur m	TRADES
US465410BG26	REP OF ITALY 03/33 TF 5,375% USD	24.12	1 398	XS0495347287	B.E.I. 10/15 TF 2,5% EUR	18.66	487
XS0098449456	REP OF ITALY 99/29 TV EUR	4.55	274	XS0249816579	B.E.I. 06/11 TF 3,625% EUR	12.68	273
US465410BF43	REP OF ITALY 03/13 TF 4,375% USD	3.27	126	XS0258132272	B.E.I. 06/16 TV EUR	9.81	340
US465410BN76	REP OF ITALY 05/15 TF 4,50% USD	2.64	131	XS0178483649	B.E.I. 03/13 TF 8% ZAR	8.46	291
XS0453097205	INST DE CREDITO OF 09/15 TV EUR	2.06	48	XS0543366164	B.E.I. 10/15 TF 8% TRY	7.86	314
BANKS - December 2010				CORPORATE - December 2010			
ISIN	DESC	eur m	TRADES	ISIN	DESC	eur m	TRADES
IT0004645542	MEDIOBANCA 10/20 TF 5% SUB EUR	202.26	9 173	IT0004576978	ENEL 10/16 TF 3.50% EUR	41.74	3 558
IT0004669138	MEDIOBANCA 10/15 TV EUR	123.19	3 075	IT0004503766	ENI 09/15 TV EUR	21.84	1 696
IT0004291172	MEDIOBANCA 08/14 EUR	33.09	1 758	IT0004576994	ENEL 10/16 TV EUR	18.20	1 768
IT0006607623	MERRILL LYNCH 06/12 EUR	28.99	1 709	IT0004292691	ENEL 07/15 TV EUR	17.74	1 370
IT0004608797	MEDIOBANCA 10/20 TF 4.50% EUR	23.76	1 233	XS0129648621	FIAT 01/11 TF 6,75% EUR	11.22	639

TYPE OF STRUCTURE - MOST TRADED BONDS IN TERMS OF TURNOVER

PLAIN VANILLA - December 2010				STRUCTURED INTEREST RATE - December 2010			
ISIN	DESC	eur m	TRADES	ISIN	DESC	eur m	TRADES
IT0004645542	MEDIOBANCA 10/20 TF 5% SUB EUR	202.26	9 173	IT0004669138	MEDIOBANCA 10/15 TV EUR	123.19	3 075
IT0004576978	ENEL 10/16 TF 3.50% EUR	41.74	3 558	IT0004669120	MEDIOBANCA 10/15 TV USD	20.38	632
DE0001135416	BUND 10/20 TF 2.25% EUR	33.47	609	NL0009487453	THE RBS N.V. 10/25 EUR	16.96	1 399
US465410BG26	REP OF ITALY 03/33 TF 5,375% USD	24.12	1 398	NL0009062215	RBS 09/19 EUR	11.25	498
IT0004608797	MEDIOBANCA 10/20 TF 4.50% EUR	23.76	1 233	IT0004307986	DEXIA CREDIOP 08/12 EUR	10.13	575
INFLATION LINKED - December 2010				INDEX LINKED - December 2010			
ISIN	DESC	eur m	TRADES	ISIN	DESC	eur m	TRADES
IT0006601469	RBS 06/11 TV EUR	14.04	708	IT0004291172	MEDIOBANCA 08/14 EUR	33.09	1 758
XS0258132272	B.E.I. 06/16 TV EUR	9.81	340	IT0006607623	MERRILL LYNCH 06/12 EUR	28.99	1 709
NL0009289339	RBS 10/20 EUR	4.91	239	IT0003926547	BANCA CARIGE 05/11 EUR	15.53	311
IT0003594873	BANCA INTESA 04/14 TV EUR	4.90	422	IT0006664137	DEUTSCHE BANK AG 08/14 EUR	10.88	620
IT0004096415	MEDIOBANCA 06/12 TV EUR	4.70	262	IT0006645326	MERRILL LYNCH 07/13 EUR	8.41	532
EQUITY LINKED - December 2010				COMMODITY LINKED - December 2010			
ISIN	DESC	eur m	TRADES	ISIN	DESC	eur m	TRADES
IT0004397292	BANCA IMI 08/14 EUR	11.87	711	IT0003933154	MEDIOBANCA 05/11 EUR	1.89	121
IT0006664459	DEUTSCHE BANK AG 08/14 EUR	7.04	466	IT0006607474	BERS 06/11 EUR	1.77	67
IT0001278941	CENTROBANCA 98/13 ITL	0.52	60				
IT0006707811	BARCLAYS BANK 09/14 EUR	0.15	11				
NL0009062223	RBS 09/14 TV EUR	0.04	10				

News

In December 2 bonds issued by Mediobanca S.p.A., 3 by The Royal Bank of Scotland N.V., 2 by Unione di Banche Italiane S.c.p.A., 1 by Banca IMI S.p.A. and 4 EIB bonds in USD and GBP were listed on MOT market.

Markets Analysis
Piazza Affari, 6 - 20123 Milano
T +39 02 72426.478 | Fax +39 02 8646.4323
e-mail: research@borsaitaliana.it
www.borsaitaliana.it



Borsa Italiana
London Stock Exchange Group