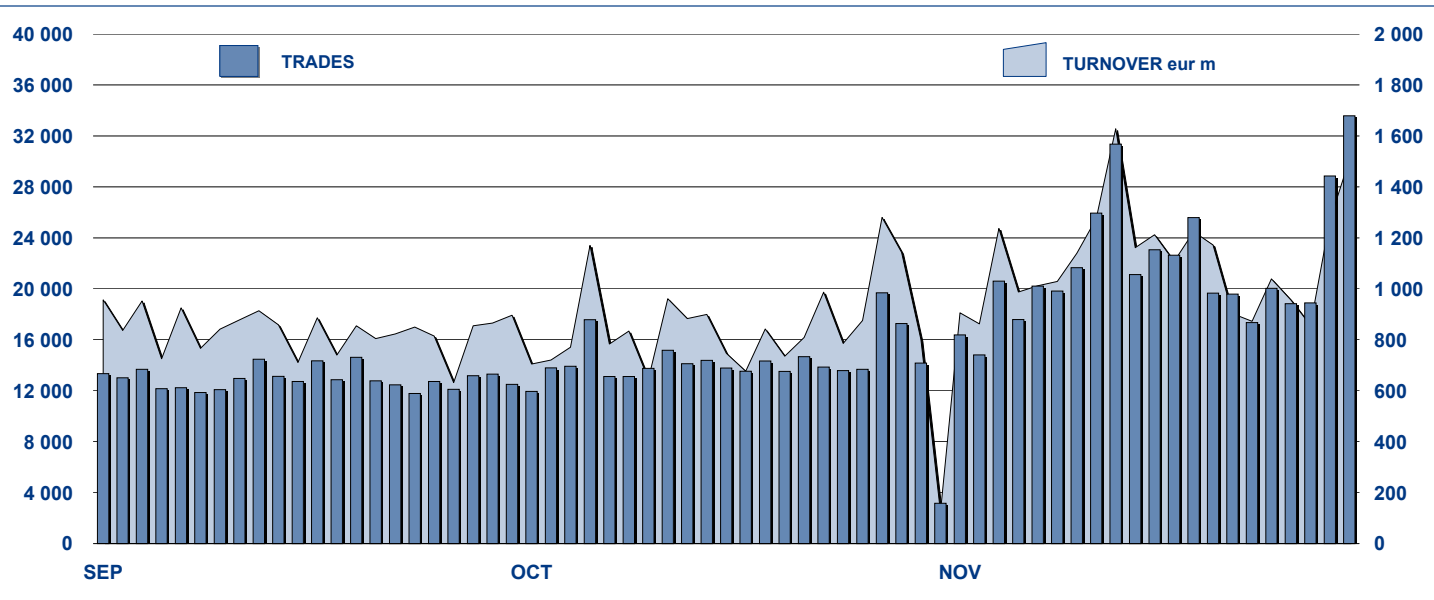


## MOT DAILY TURNOVER



## MAIN INDICATORS

### LISTED BOND

### TRADING

DEC 2009			OCTOBER 2010			NOVEMBER 2010			OCTOBER 2010		NOVEMBER 2010		JAN - NOV 2010	
LISTED	LISTED	NEW LISTED	LISTED	NEW LISTED	LISTED	NEW LISTED	TRADES	TURNOVER	TRADES	TURNOVER	TRADES	TURNOVER	TRADES	TURNOVER
END OF MONTH	END OF MONTH	BEGIN OF JAN 2010	END OF MONTH	BEGIN OF JAN 2010	END OF MONTH	BEGIN OF JAN 2010	number	eur m	number	eur m	number	eur m	number	eur m

#### MARKET SEGMENTS

ITALIAN GOVERNMENT BONDS	91	97	39	97	42	200 858	16 202.2	333 000	20 725.9	2 354 167	189 270.8
BONDS	289	347	82	355	94	82 188	1 303.5	109 709	2 152.7	952 204	17 882.1
EUROBONDS and ABSs	227	260	62	267	70	19 935	549.9	18 054	600.2	196 431	6 300.8
<b>TOTAL</b>	<b>607</b>	<b>704</b>	<b>183</b>	<b>719</b>	<b>206</b>	<b>302 981</b>	<b>18 055.6</b>	<b>460 763</b>	<b>23 478.9</b>	<b>3 502 802</b>	<b>213 453.7</b>

#### ISSUERS

ITALIAN GOVERNMENT BONDS	91	97	39	97	42	200 858	16 202.2	333 000	20 725.9	2 354 167	189 270.8
EUROBONDS REPUBLIC OF ITALY	14	17	3	17	3	3 245	79.5	2 670	63.1	29 088	757.2
FOREIGN PUBLIC DEBT	135	148	32	150	34	13 856	340.7	11 049	369.4	128 095	3 634.1
SUPRANATIONAL ENTITIES	107	119	22	121	25	8 855	203.8	9 539	228.0	115 197	2 896.5
BANKS	243	307	85	318	100	63 735	1 063.9	91 589	1 922.6	741 470	14 836.5
CORPORATE (*)	14	14	2	14	2	12 407	165.1	12 890	168.9	134 271	2 047.4
ABS	3	2	-	2	-	25	0.4	26	0.9	514	11.2
<b>TOTAL</b>	<b>607</b>	<b>704</b>	<b>183</b>	<b>719</b>	<b>206</b>	<b>302 981</b>	<b>18 055.6</b>	<b>460 763</b>	<b>23 478.9</b>	<b>3 502 802</b>	<b>213 453.7</b>

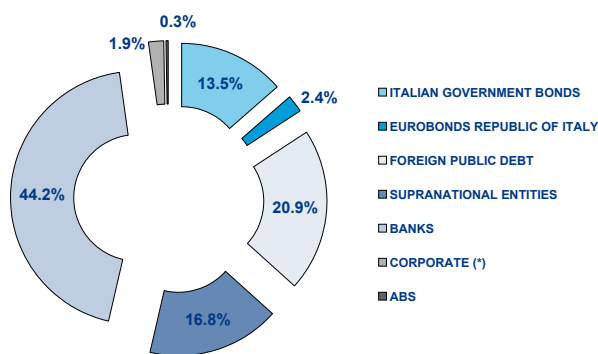
(\*) BOC and BOP are included

#### TYPE OF STRUCTURE

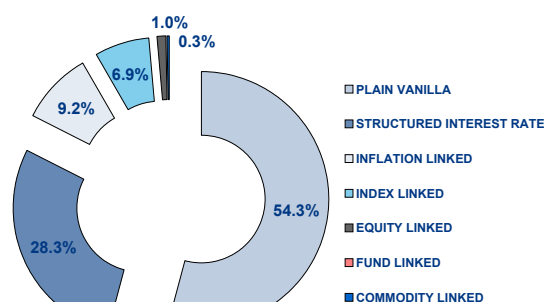
PLAIN VANILLA	295	329	77	336	89	48 577	961.1	74 587	1 885.6	548 184	12 977.6
STRUCTURED INTEREST RATE	119	170	47	175	52	32 463	546.1	31 791	493.5	381 960	7 261.3
INFLATION LINKED	49	56	12	57	13	9 544	170.4	9 426	192.4	106 152	2 260.1
INDEX LINKED	46	42	4	43	5	10 414	157.9	10 590	159.4	101 449	1 513.7
EQUITY LINKED	3	6	3	6	3	885	14.7	1 129	18.0	8 508	134.5
FUND LINKED	-	-	-	-	-	-	-	-	-	-	-
COMMODITY LINKED	2	2	-	2	-	240	3.1	235	3.4	2 137	29.3
CURRENCY LINKED	2	2	1	3	2	-	-	5	0.5	245	6.5
ITALIAN GOVERNMENT BONDS	91	97	39	97	42	200 858	16 202.2	333 000	20 725.9	2 354 167	189 270.8
<b>TOTAL</b>	<b>607</b>	<b>704</b>	<b>183</b>	<b>719</b>	<b>206</b>	<b>302 981</b>	<b>18 055.6</b>	<b>460 763</b>	<b>23 478.9</b>	<b>3 502 802</b>	<b>213 453.7</b>

## FOCUS ON LISTED BONDS - END OF MONTH

## LISTED BY ISSUERS



## LISTED BY TYPE OF STRUCTURE



Italian Government Bonds are not included

## ISSUERS - MOST TRADED BONDS IN TERMS OF TURNOVER

ITALIAN GOVERNMENT BONDS - November 2010					FOREIGN PUBLIC DEBT - November 2010				
ISIN	DESC	eur m	TRADES		ISIN	DESC	eur m	TRADES	
IT0004634132	BTP 10/213,75% EUR	2 164.41	24 980		DE0001135416	BUND 10/20 TF 2,25% EUR	45.10	895	
IT0003934657	B.T.P. 05/37 TF 4.00% EUR	1 599.83	38 456		DE0001135408	BUND 10/20 TF 3% EUR	25.45	304	
IT0004594930	B.T.P. 1/3/2010 - 1/9/2020 TF 4% EUR	1 468.83	23 496		FR0010050559	OAT-1 03/20 TV EUR	11.61	54	
IT0004644735	BTP 10/26 TF 4,5% EUR	1 465.10	23 643		DE0001141521	BOBL 08/13 TF 3,50% EUR	10.82	29	
IT0004620305	C.C.T. EU 15/06/2010 - 15/12/2015 TV EUR	1 091.76	14 766		DE0001135390	BUND 09/20 TF 3.25% EUR	10.08	176	
EUROBONDS REPUBLIC OF ITALY - November 2010					SUPRANATIONAL ENTITIES - November 2010				
ISIN	DESC	eur m	TRADES		ISIN	DESC	eur m	TRADES	
US465410BG26	REP OF ITALY 03/33 TF 5,375% USD	37.68	1 608		XS0249816579	B.E.I. 06/11 TF 3,625% EUR	14.54	332	
XS0098449456	REP OF ITALY 99/29 TV EUR	8.48	369		XS0543366164	B.E.I. 10/15 TF 8% TRY	13.62	573	
US465410BN76	REP OF ITALY 05/15 TF 4,50% USD	2.92	158		XS0495347287	B.E.I. 10/15 TF 2,5% EUR	11.50	223	
XS0453097205	INST DE CREDITO OFFICIAL 09/15 TV EUR	2.80	60		XS0290050524	B.E.I. 07/24 TF 4,125% EUR	9.42	216	
XS0100688190	REP OF ITALY 99/19 TV EUR	2.64	202		XS0505157965	B.E.I. 10/30 TF 4% EUR	9.28	168	
BANKS - November 2010					CORPORATE - November 2010				
ISIN	DESC	eur m	TRADES		ISIN	DESC	eur m	TRADES	
IT0004645542	MEDIOBANCA 10/20 TF 5% SUB EUR	784.18	22 237		IT0004576978	ENEL 10/16 TF 3,50% EUR	40.89	3 750	
NL0009599489	RBS 10/13 TF 8% BRL	56.88	3 854		IT0004292691	ENEL 07/15 TV EUR	26.50	1 527	
IT0004608797	MEDIOBANCA 10/20 TF 4,50% EUR	56.26	1 730		IT0004503766	ENI 09/15 TV EUR	21.27	1 747	
NL0009487453	RBS 10/25 EUR	27.78	1 829		IT0004576994	ENEL 10/16 TV EUR	21.09	2 046	
IT0004540719	MEDIOBANCA 09/14TF 3,00% EUR	25.24	1 560		IT0004292683	ENEL 07/15 TF 5,25% EUR	13.76	625	

## TYPE OF STRUCTURE - MOST TRADED BONDS IN TERMS OF TURNOVER

PLAIN VANILLA - November 2010					STRUCTURED INTEREST RATE - November 2010				
ISIN	DESC	eur m	TRADES		ISIN	DESC	eur m	TRADES	
IT0004645542	MEDIOBANCA 10/20 TF 5% SUB EUR	784.18	22 237		NL0009487453	RBS 10/25 EUR	27.78	1 829	
NL0009599489	RBS 10/13 TF 8% BRL	56.88	3 854		NL0009062215	RBS 09/19 EUR	21.17	1 091	
IT0004608797	MEDIOBANCA 10/20 TF 4,50% EUR	56.26	1 730		XS0550715600	DEXIA CREDIOP 10/18 EUR	16.43	813	
DE0001135416	BUND 10/20 TF 2,25% EUR	45.10	895		NL0009289313	RBS 10/20 REVERSE EUR	16.14	944	
IT0004576978	ENEL 10/16 TF 3,50% EUR	40.89	3 750		IT0006715392	BARCLAYS BANK 10/25 EUR	13.97	890	
INFLATION LINKED - November 2010					INDEX LINKED - November 2010				
ISIN	DESC	eur m	TRADES		ISIN	DESC	eur m	TRADES	
IT0006601469	RBS 06/11 TV EUR	22.73	1 088		IT0004291172	MEDIOBANCA 08/14 EUR	19.53	1 042	
IT0004124068	MEDIOBANCA 06/12 TV EUR	12.74	455		IT0006664137	DEUTSCHE BANK AG 08/14 EUR	13.09	700	
FR0010050559	OAT-1 03/20 TV EUR	11.61	54		IT0003816243	BANCA NAZ LAVORO 05/11 EUR	10.62	647	
FR0001186413	OAT-1 99/29 TV EUR	7.83	22		IT0004375736	BANCA IMI 08/14 EUR	8.83	499	
NL0009289339	RBS 10/20 MULTI COUPON EUR	7.60	481		IT0006607623	MERRILL LYNCH 06/12 EUR	7.75	479	
EQUITY LINKED - November 2010					COMMODITY LINKED - November 2010				
ISIN	DESC	eur m	TRADES		ISIN	DESC	eur m	TRADES	
IT0004397292	BANCA IMI 08/14 EUR	11.07	635		IT0003933154	MEDIOBANCA 05/11 ONE COUPON EUR	2.15	172	
IT0006664459	DEUTSCHE BANK AG 08/14 EUR	5.67	396		IT0006607474	BERS 06/11 ONE COUPON EUR	1.24	63	
IT0001278941	CENTROBANCA 98/13 ITL	0.84	62						
IT0006707811	BARCLAYS BANK 09/14 EUR	0.30	21						
IT0006707803	BARCLAYS BANK 09/15 EUR	0.14	10						

## News

In November 4 bonds issued by Barclays Bank PLC, 2 by Dexia Crediop S.p.A., 1 by Mediobanca S.p.A., 1 by The Royal Bank of Scotland N.V., 1 by Unione di Banche Italiane S.c.p.A., 1 by Credit Suisse AG, 1 by Société Générale, 1 by IW Bank S.p.A., 2 government bonds by the German Federal Republic, 3 EIB bonds in ZAR and 3 KFW bonds in TRY were listed on MOT market.

## Markets Analysis

Piazza Affari, 6 - 20123 Milano

T +39 02 72426.478 | Fax +39 02 8646.4323

e-mail: research@borsaitaliana.it

www.borsaitaliana.it



Borsa Italiana

London Stock Exchange Group