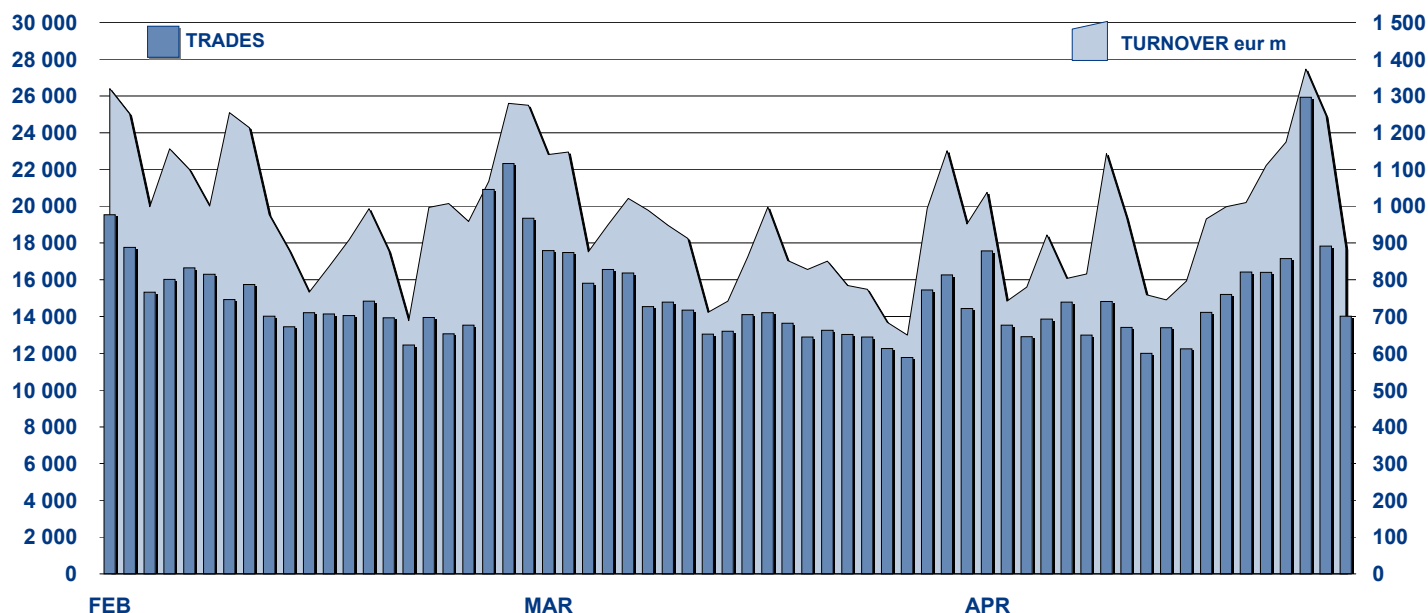


MOT DAILY TURNOVER



MAIN INDICATORS

LISTED BOND

TRADING

	DEC 2009		MARCH 2010		APRIL 2010		MARCH 2010		APRIL 2010		JAN-APR 2010		
	LISTED	LISTED	NEW LISTED	LISTED	NEW LISTED	LISTED	NEW LISTED	TRADES	TURNOVER	TRADES	TURNOVER	TRADES	TURNOVER
	END OF MONTH	END OF MONTH	BEGIN of JAN 2010	END OF MONTH	BEGIN of JAN 2010	END OF MONTH	BEGIN of JAN 2010	number	eur m	number	eur m	number	eur m

MARKET SEGMENTS

ITALIAN GOVERNMENT BONDS	91	94	12	95	17	202 042	18 287.9	191 830	16 967.3	774 435	67 982.8
BONDS	289	310	35	314	40	123 266	2 482.1	84 325	1 532.7	372 312	7 278.1
EUROBONDS and ABSs	227	232	15	236	22	19 804	650.2	26 939	727.4	80 626	2 554.8
TOTAL	607	636	62	645	79	345 112	21 420.2	303 094	19 227.4	1 227 373	77 815.7

ISSUERS

ITALIAN GOVERNMENT BONDS	91	94	12	95	17	202 042	18 287.9	191 830	16 967.3	774 435	67 982.8
EUROBONDS REPUBLIC OF ITALY	14	14	-	14	-	2 468	72.3	2 177	57.3	8 658	246.9
FOREIGN PUBLIC DEBT	135	139	10	142	16	14 073	351.6	22 459	461.5	58 312	1 459.3
SUPRANATIONAL ENTITIES	107	108	4	109	5	13 902	387.2	11 378	326.3	49 754	1 332.7
BANKS	243	263	34	267	41	85 716	1 887.5	63 919	1 248.9	276 227	5 803.4
CORPORATE (*)	14	15	2	15	2	26 843	432.2	11 266	164.7	59 743	984.6
ABS	3	3	-	3	-	68	1.4	65	1.3	244	6.1
TOTAL	607	636	62	645	79	345 112	21 420.2	303 094	19 227.4	1 227 373	77 815.7

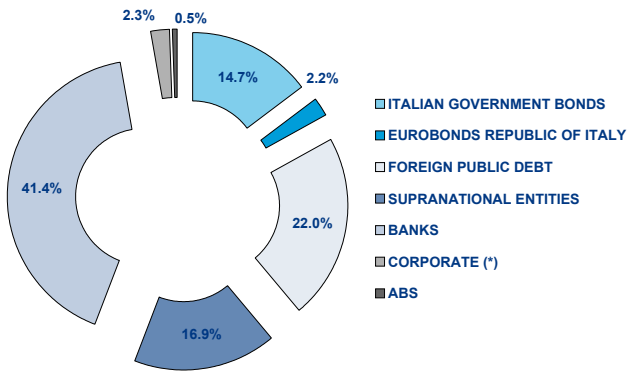
(*) BOC and BOP are included

TYPE OF STRUCTURE

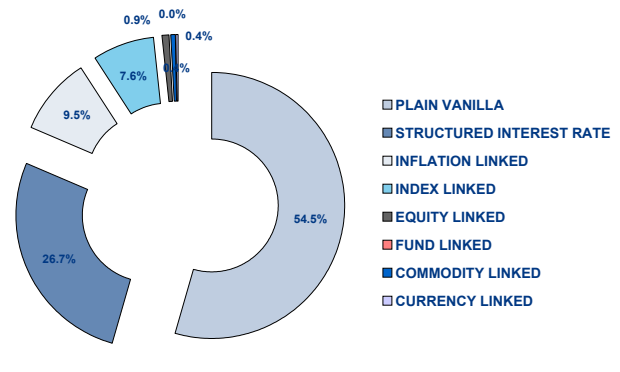
PLAIN VANILLA	295	297	24	300	31	70 382	1 638.0	51 624	1 120.1	203 667	4 792.1
STRUCTURED INTEREST RATE	119	145	18	147	20	48 934	1 046.9	37 955	741.7	163 572	3 398.3
INFLATION LINKED	49	51	6	52	7	12 131	257.5	10 978	237.1	46 510	1 048.9
INDEX LINKED	46	40	-	42	2	10 767	176.2	9 879	148.3	35 966	544.4
EQUITY LINKED	3	5	2	5	2	667	9.8	601	9.3	2 291	35.0
FUND LINKED	-	-	-	-	-	-	-	-	-	-	-
COMMODITY LINKED	2	2	-	2	-	144	2.2	215	3.3	803	10.9
CURRENCY LINKED	2	2	-	2	-	45	1.7	12	0.2	129	3.4
ITALIAN GOVERNMENT BONDS	91	94	12	95	17	202 042	18 287.9	191 830	16 967.3	774 435	67 982.8
TOTAL	607	636	62	645	79	345 112	21 420.2	303 094	19 227.4	1 227 373	77 815.7

FOCUS ON LISTED BONDS - END OF MONTH

LISTED BY ISSUERS



LISTED BY TYPE OF STRUCTURE



Italian Government Bonds are not included

ISSUERS - MOST TRADED BONDS IN TERMS OF TURNOVER

ITALIAN GOVERNMENT BONDS - April 2010

ISIN	DESC	eur m	TRADES
IT0004594930	B.T.P. 1/3/2010-1/9/2020 TF 4% EUR	2 453.06	22 404
IT0004009673	B.T.P. 06/21 TF 3,75% EUR	1 726.27	20 116
IT0003934657	B.T.P. 05/37 TF 4,00% EUR	1 313.48	21 120
IT0004536949	B.T.P. 09/20 TF 4,25% EUR	814.11	5 018
IT0004584204	C.C.T. 01/03/2010-01/03/2017 TV EUR	721.21	4 423

FOREIGN PUBLIC DEBT - April 2010

ISIN	DESC	eur m	TRADES
DE0001135390	BUND 09/20 TF 3.25% EUR	59.68	407
GR0124031650	GGB 09/19 TF 6% EUR	27.30	2 707
GR0124018525	GGB 02/12 TF 5,25% EUR	21.04	1 835
GR0114022479	GGB 09/14 TF 5,50% EUR	15.76	1 332
GR0133001140	GGB 99/19 TF 6.5% EUR	15.08	1 131

EUROBONDS REPUBLIC OF ITALY - April 2010

ISIN	DESC	eur m	TRADES
US465410BG26	REP OF ITALY 03/33 TF 5,375% USD	19.68	1 016
XS0453097205	INST DE CRED OFIC 09/15 TV EUR	9.96	184
XS0100688190	REP OF ITALY 99/19 TV EUR	7.81	397
XS0098449456	REP OF ITALY 99/29 TV EUR	5.17	199
US465410BF43	REP OF ITALY 03/13 TF 4,375% USD	5.09	128

SUPRANATIONAL ENTITIES - April 2010

ISIN	DESC	eur m	TRADES
XS0495347287	B.E.I. 10/15 TF 2,5% EUR	67.96	1 147
XS0330805069	B.E.I. 07/14 TF 4,25% EUR	40.09	138
IT0006506007	B.E.I. 96/16 ZC EUR	12.14	888
XS0290050524	B.E.I. 07/24 TF 4,125% EUR	11.99	393
XS0187245021	BEI 04/14 MULTI COUPON EUR	10.47	328

BANKS - April 2010

ISIN	DESC	eur m	TRADES
NL0009294040	RBS N.V. 10/18 MULTI COUP EUR	110.24	4 400
IT0006714395	BARCL BANK 10/21 MULTI COUP EUR	80.82	1 933
NL0009289313	RBS 10/20 REVERSE EUR	40.46	2 069
IT0006712142	BARCL BANK 10/25 MULTI COUP EUR	34.68	1 391
NL0009294057	RBS N.V. 10/20 MULTI COUP EUR	33.11	1 374

CORPORATE - April 2010

ISIN	DESC	eur m	TRADES
IT0004576978	ENEL 10/16 TF 3.50% EUR	51.64	3 765
IT0004576994	ENEL 10/16 TV EUR	25.58	2 138
IT0004503766	ENI 09/15 TV EUR	16.57	1 085
IT0004292691	ENEL 07/15 TV EUR	16.12	942
XS0129648621	FIAT 01/11 TF 6,75% EUR	15.70	722

TYPE OF STRUCTURE - MOST TRADED BONDS IN TERMS OF TURNOVER

PLAIN VANILLA - April 2010

ISIN	DESC	eur m	TRADES
XS0495347287	B.E.I. 10/15 TF 2,5% EUR	67.96	1 147
DE0001135390	BUND 09/20 TF 3.25% EUR	59.68	407
IT0004576978	ENEL 10/16 TF 3.50% EUR	51.64	3 765
XS0330805069	B.E.I. 07/14 TF 4,25% EUR	40.09	138
GR0124031650	GGB 09/19 TF 6% EUR	27.30	2 707

STRUCTURED INTEREST RATE - April 2010

ISIN	DESC	eur m	TRADES
NL0009294040	RBS N.V. 10/18 MULTI COUP EUR	110.24	4 400
IT0006714395	BARCL BANK 10/21 MULTI COUP EUR	80.82	1 933
NL0009289313	RBS 10/20 REVERSE EUR	40.46	2 069
IT0006712142	BARCL BANK 10/25 MULTI COUP EUR	34.68	1 391
NL0009294057	RBS N.V. 10/20 MULTI COUP EUR	33.11	1 374

INFLATION LINKED - April 2010

ISIN	DESC	eur m	TRADES
IT0006601469	RBS 06/11 TV EUR	28.08	1 326
NL0009294032	RBS N.V. 10/18 MULTI COUP EUR	18.52	729
IT0004062656	MEDIOBANCA 06/11 TV EUR	15.06	625
FR0000186413	OAT-I 99/29 TV EUR	14.49	23
NL0009289339	RBS 10/20 MULTI COUPON EUR	12.96	499

INDEX LINKED - April 2010

ISIN	DESC	eur m	TRADES
IT0004291172	MEDIOBANCA 08/14 MULTICOUP EUR	20.05	934
IT0003956841	BNL 06/12 MULTI COUP EUR	12.21	764
IT0003035299	UNICREDIT 00/10 MULTI COUP EUR	9.45	530
IT0003816243	BNL 05/11 MULTI COUP EUR	8.45	504
IT0006607623	MER LYNCH 06/12 MULTI COUP EUR	7.00	500

EQUITY LINKED - April 2010

ISIN	DESC	eur m	TRADES
IT0004397292	BANCA IMI 08/14 MULTI COUP EUR	7.78	483
IT0001278941	CENTROB 98/13 MULTI COUP ITL	0.87	67
IT0006707803	BARCL BANK 09/15 MULTI COUP EUR	0.28	13
NL0009062223	RBS 09/14 TV EUR	0.22	17
IT0006707811	BARCL BANK 09/14 MULTI COUP EUR	0.20	21

COMMODITY LINKED - April 2010

ISIN	DESC	eur m	TRADES
IT0003933154	MEDIOBANCA 05/11 ONE COUP EUR	2.30	152
IT0006607474	BERS 06/11 ONE COUPON EUR	1.00	63

News

In April 1 bond issued by Barclays Bank PLC, 2 by Banco Popolare, 1 by Credit Suisse AG, 1 by Deutsche Bank AG, 1 by Banca IMI S.p.A., 1 by the European Investment Bank, 4 government bonds by the Kingdom of Spain, 1 by Republic and 1 by the German Federal Republic were listed on MOT market.

Markets Analysis

Piazza Affari, 6 - 20123 Milano

T +39 02 72426.478 | Fax +39 02 8646.4323

e-mail: research@borsaitaliana.itwww.borsaitaliana.it

Borsa Italiana

London Stock Exchange Group